



Dianna Spieker
Tom Green County Treasurer

FY 2020 Monthly Report
January 2020

THE STATE OF TEXAS ()
COUNTY OF TOM GREEN ()
AFFIDAVIT ()

Pursuant to LGC 114.026 I, Dianna M Spieker, Tom Green County Treasurer do hereby submit The Treasurers' Monthly Report. This report includes, but not limited to, money received and disbursed; debts due to (if known) and owed by the county; and all other proceedings in the treasurer's office that pertain to the Financial Standing of Tom Green County. The Treasurer's Books and the Auditor's General Ledger agree. The Bank Statements have been reconciled; any adjustments have been noted including any amount that has been identified as irreconcilable. Irreconcilable differences will be noted and carried in transit until such time as they have been identified and reconciled on the individual bank statements.


Pursuant to Pursuant to GC 2256.023 Internal Management Reports will be reported on a Quarterly Basis in FY20. In prior fiscal years I included said information in this monthly report.

As a matter of internal accounting procedure, any interest earned that is posted by financial institutions to our accounts on the last business day of the month is not included in the combined statement of receipts and disbursements until the following month. Credit Card and E-filing funds are deposited to Clearing Accounts and reconciled monthly. Any funds not previously booked will be credited the following month. These amounts are disclosed in this report .

The total amount of deposits in custody as of the date of this report is the amount of deposits per the combined statement of receipts and disbursements are listed on page 2.

Therefore, Dianna Spieker, County Treasurer of Tom Green County, Texas, who being fully sworn, upon oath says that the within and foregoing report is true and correct to the best of her knowledge.


Filed with accompanying vouchers this, the 25th day of February, 2020.


Dianna Spieker, Treasurer, Tom Green County / Date


Commissioners' Court having reviewed the Treasurer's Report, on this date, as presented, having taken reasonable steps to ensure its accuracy and based upon presentations of the Treasurer's Office approve the report, subject to the county auditor's review and request that it be filed with the official minutes of this meeting. {LGC 114.026(c)}


In addition, the below signatures affirm that the Treasurers' Report complies with statutes as referenced. {LGC 114.026(d)}


The affidavit must state the amount of the cash and other assets that are in the custody of the county treasurer at the time of the examination. {LGC 114.026(d)} **\$48,965,124.94** Month Ending Balance.


County Judge Stephen C. Floyd


Commissioner Ralph Hoelscher- Pct. #1


Commissioner Sammy Farmer- Pct. #2


Commissioner Rick Bacon - Pct. #3


Commissioner Bill Ford - Pct. #4

Treasurer's Monthly Report

Prepared by Dianna Spieker, Tom Green County Treasurer

Section 1 – Fund Balances

Summary of Funds Page 1

Trial Balance for Cash Per Fund Page 5

Trial Balance for Investments Per Fund Page 20

Section 2 - Cash Flow

Interest Page 22

Bank Service Charge Page 24

Credit Card and Efile Accounts Page 25

Section 3 - Debt

Bond Indebtedness Page 26

Section 4 - Collateral

Wells Fargo Bank Collateral Page 29

Funds the Bank has pledged on behalf of Tom Green County, per the Bank Depository Bid.

Summary of Funds

Detailed by Type Monies Held by Treasurer Spieker

January 2020 Ending Balance

<u>Bank</u>							<u>Texpool</u>
<u>Account</u>	<u>#</u>	<u>FUND</u>	<u>TOTAL</u>	<u>Wells Fargo</u>	<u>Texas Class</u>	<u>CD's</u>	<u>TexpoolPrime</u>
OPER	001	GENERAL	28,920,655.54	3,102,071.31	16,266,904.30	5,368,311.61	4,183,368.32
OPER	005	R&B #1&3	385,376.98	121,978.98	263,398.00		
OPER	006	R&B #2&4	376,555.74	81,995.20	294,560.54		
CAFÉ	009	CAFÉ' TRUST	30,452.45	30,452.45			
OPER	010	CO. LAW LIBR.	88,943.41	88,943.41			
ZP	011	ZP-CAFÉ	2,500.00	2,500.00			
OPER	012	JCTF	87,100.82	87,100.82			
OPER	013	DC TECH	38,789.23	38,789.23			
OPER	015	LIBR DONATE	332,016.63	332,016.63			
OPER	016	RECORDS MGT-DC	3,772.75	3,772.75			
OPER	018	CRTHSE SEC	43,248.85	43,248.85			
OPER	019	CC/RM	142,877.74	1,866.31	141,011.43		
OPER	021	CIP DONATE	13,210.62	13,210.62			
OPER	022	BATES	81,646.43	81,646.43			
OPER	023	DIST/COUNTY TECH	10,856.52	10,856.52			
OPER	026	SPEC REV TRIALS	500,000.00	500,000.00			
GRANT	027	TCDP	5.00	5.00			
OPER	028	TRU/Pre Diversion	1,494.25	1,494.25			
OPER	030	CC PRESERV	233,161.67	20,900.91	212,260.76		
OPER	031	CC	4,592.44	4,592.44			
OPER	032	CC ARCHIVE	76,876.75	76,876.75			
OPER	035	Child Abuse	3,886.31	3,886.31			
OPER	036	Third Crt of Appeals	1,982.73	1,982.73			
OPER	037	Justice Security	63,762.21	63,762.21			
OPER	038	WASTEWATER	530.00	530.00			
OPER	041	CA-Pretrial	3,858.20	3,858.20			
OPER	043	DA-Pretrial	68,833.48	68,833.48			
OPER	045	CO ATTY	11,526.15	11,526.15			
OPER	047	JURY DONATE	1,150.00	1,150.00			
OPER	048	ELECT CNTRCT	115,930.97	115,930.97			
OPER	050	51ST D.A. ST	2,188.49	2,188.49			

Detailed by Type Monies Held by Treasurer Spieker

January 2020 Ending Balance

<u>Bank</u>							<u>Texpool</u>
<u>Account</u>	<u>#</u>	<u>FUND</u>	<u>TOTAL</u>	<u>Wells Fargo</u>	<u>Texas Class</u>	<u>CD's</u>	<u>TexpoolPrime</u>
OPER	051	LATERAL RDS	34,250.28	34,250.28			
FORT	052	51ST D.A.	788,645.87	788,645.87			
LPPF	054	LPPF	3,489,419.59	3,489,419.59			
OPER	055	119TH DA ST	4,984.70	4,984.70			
OPER	056	STATE FEES-CIVIL	46,123.63	46,123.63			
FORT	058	119TH DA SPEC	44,486.84	44,486.84			
CSCD	061	BIPP	3,008.35	3,008.35			
CSCD	062	AIC/CHAP PROGRAM	(31,588.38)	(31,588.38)			
CSCD	063	TAIP/CSC GRNT	59,864.04	59,864.04			
CSCD	064	D.T.P.	10,711.29	10,711.29			
CSCD	065	CSCD	1,395,159.99	1,395,159.99			
CSCD	066	CRTC	415,070.05	415,070.05			
CSCD	069	SUB. ABUSE	33,998.76	33,998.76			
OPER	071	ST & MPL FEES	12,210.90	12,210.90			
OPER	072	CCC	171,097.55	171,097.55			
OPER	073	GRAFFITI	634.80	634.80			
OPER	077	Unclaimed Property	20,956.95	20,956.95			
OPER	078	Bail Bond Board	546,700.00	186,700.00		360,000.00	
BOND	080	2018 IS	0.00	0.00			
BOND	081	2017 IS	0.00	0.00			
OPER	082	JUDICIAL-Dist/JP	19,243.09	19,243.09			
OPER	088	09 TAN Construction	0.00	0.00			
BOND	089	2015 IS	824,858.10	824,858.10			
OPER	090	15 CONSTRUTION	9.00	9.00			
PAYL	095	PAYROLL	6,875.94	6,875.94			
OPER	097	LEOSE/Sheriff	24,394.34	24,394.34			
OPER	098	CRSFF	3,250.40	3,250.40			
OPER	100	CA LEOSE	(527.82)	(527.82)			
OPER	101	17 Construction	806.44	19.94	786.50		
OPER	102	Const 1 LEOSE	3,821.39	3,821.39			
OPER	103	Const 2 LEOSE	6,985.41	6,985.41			

2

Detailed by Type Monies Held by Treasurer Spieker

January 2020 Ending Balance

<u>Bank</u>						<u>Texpool</u>
<u>Account</u>	<u>#</u>	<u>FUND</u>	<u>TOTAL</u>	<u>Wells Fargo</u>	<u>Texas Class</u>	<u>CD's</u>
						<u>TexpoolPrime</u>
OPER	104	Const 3 LEOSE	3,040.31	3,040.31		
OPER	105	Const 4 LEOSE	1,349.93	1,349.93		
CSCD	109	TCOMI	15,857.34	15,857.34		
JUV	110	JDPF	37,729.52	37,729.52		
OPER	111	CJ EXCESS	14,764.12	14,764.12		
OPER	112	JUV Restitution	558.60	558.60		
OPER	114	Child Safety	39,100.15	39,100.15		
CSCD	116	CRTC-Female	545,357.36	545,357.36		
OPER	117	JUV Unclaimed Rest	5,045.38	5,045.38		
OPER	120	2018 Construction	7,509,114.51	30,045.28	7,479,069.23	
PAYL	125	PAYL-Benefit	0.00	0.00		
CSCD	150	CCP	14,701.08	14,701.08		
CSCD	155	CCP	5,591.44	5,591.44		
CSCD	156	CCP	21,457.44	21,457.44		
CSCD	157	Pretrail Diversion	17,830.58	17,830.58		
FORT	401	Sheriff	91,348.89	91,348.89		
JUV	503	Com Cor/Reg	78,393.25	78,393.25		
JUV	504	IV-E Prog Reg	147,974.25	147,974.25		
JUV	508	PSJPO/REG/123	14,615.03	14,615.03		
JUV	509	PY INT/Reg	11,512.76	11,512.76		
JUV	517	IV-E Prog Int Coke	9,412.20	9,412.20		
JUV	540	Grant "R" TGC	0.00	0.00		
JUV	541	Diversion TGC	(89,932.22)	(89,932.22)		
JUV	560	Basic Probation	12,945.03	12,945.03		
JUV	561	Community Programs	5,304.44	5,304.44		
JUV	562	Prepost SDJ	(5,033.14)	(5,033.14)		
JUV	563	Prepost SDJ	2,634.00	2,634.00		
JUV	564	Services Regional	(990.05)	(990.05)		
JUV	570	Grant A Basic	12,102.96	12,102.96		
JUV	571	Grant A CP	26,413.94	26,413.94		
JUV	572	Grant A PPA	9,016.37	9,016.37		

Detailed by Type Monies Held by Treasurer Spieker

January 2020 Ending Balance

<u>Bank</u>							<u>Texpool</u>
<u>Account</u>	<u>#</u>	<u>FUND</u>	<u>TOTAL</u>	<u>Wells Fargo</u>	<u>Texas Class</u>	<u>CD's</u>	<u>TexpoolPrime</u>
JUV	573	Grant A CD	239.30	239.30			
JUV	574	Grant A MH	5,784.46	5,784.46			
JUV	582	TYC	47,436.98	47,436.98			
JUV	583	IV-E Program	1,188,332.01	1,188,332.01			
JUV	595	GRANT M	504.07	504.07			
JUV	596	GRANT S	15,566.50	15,566.50			
JUV	520	Grant R COKE	0.00	0.00			
JUV	597	IV-E Prog Int TGC	56,411.41	56,411.41			
JUV	599	PY INTEREST	6,495.47	6,495.47			
OPER	600	Mandated	(4,942.59)	(4,942.59)			
OPER	613	DA Grants	(12,893.89)	(12,893.89)			
OPER	625	CA Grants	(10,107.38)	(10,107.38)			
OPER	665	Adult PROB Grants	(1,830.05)	(1,830.05)			
OPER	654	Sheriff Grants	(7,808.41)	(7,808.41)			
OPER	699	Misc Block Grants	(458,512.27)	(458,512.27)			
		TOTAL	\$48,965,124.94	\$ 14,395,454.25	\$24,657,990.76	\$5,728,311.61	\$4,183,368.32

0.00 Verify Balance Versus GL
Net Zero **\$ 48,965,124.94**

- OPER** Operating Bank Account
- BOND** Debt Bank Account
- CAFÉ'** Cafeteria 125 IRS Trust
- LPPF** Local Provider Participation Fund

- ZP CAFÉ'** Zesch Pickett Cafeteria
- FORT** Fortfeiture
- JUV** Juvenile State Funds
- CSCD** Adult State Funds
- PAYL** Payroll
- GRANT** Grant Funds
- WIRE** Wire Clearing Account

4

Trial Balance

Cash	11010
Securities	11512
Certificates of Deposits	11513
Texas Class	11515
Texpool	11517
Texpool Prime	11518

02/07/2020 10:59
adam8298

TOM GREEN COUNTY
ACCOUNT SUMMARY TRIAL BALANCE FOR FY20/JAN TO JAN
FUND

P 1
glatrbal

ACCOUNT ACCOUNT NAME	BEG. BALANCE	ORG	DEBITS	CREDITS	NET CHANGE	END BALANCE
0001-00-000-000-0000-11010 - CASH	2,204,062.08	0001	24,278,817.62	23,380,808.39	898,009.23	3,102,071.31
TOTALS FOR FUND 0001 GENERAL FUND	2,204,062.08		24,278,817.62	23,380,808.39	898,009.23	3,102,071.31
0005 ROAD & BRIDGE PRECINCT 1 & 3 0005-00-000-000-0000-11010 - CASH	62,216.75	0005	555,094.34	495,332.11	59,762.23	121,978.98
TOTALS FOR FUND 0005 ROAD & BRIDGE PRECINCT 1 & 3	62,216.75		555,094.34	495,332.11	59,762.23	121,978.98
0006 ROAD & BRIDGE PRECINCT 2 & 4 0006-00-000-000-0000-11010 - CASH	47,440.72	0006	238,894.17	204,339.69	34,554.48	81,995.20
TOTALS FOR FUND 0006 ROAD & BRIDGE PRECINCT 2 & 4	47,440.72		238,894.17	204,339.69	34,554.48	81,995.20
0009 CAFETERIA PLAN TRUST 0009-00-000-000-0000-11010 - CASH	35,217.22	0009	4,527.26	9,292.03	-4,764.77	30,452.45
TOTALS FOR FUND 0009 CAFETERIA PLAN TRUST	35,217.22		4,527.26	9,292.03	-4,764.77	30,452.45
0010 COUNTY LAW LIBRARY 0010-00-000-000-0000-11010 - CASH	87,145.90	0010	6,808.16	5,010.65	1,797.51	88,943.41
TOTALS FOR FUND 0010 COUNTY LAW LIBRARY	87,145.90		6,808.16	5,010.65	1,797.51	88,943.41
0011 CAFETERIA/ZP 0011-00-000-000-0000-11010 - CASH	2,500.00	0011	9,292.03	9,292.03	.00	2,500.00
TOTALS FOR FUND 0011 CAFETERIA/ZP	2,500.00		9,292.03	9,292.03	.00	2,500.00
0012 JUSTICE COURT TECHNOLOGY 0012-00-000-000-0000-11010 - CASH	81,273.84	0012	5,974.98	148.00	5,826.98	87,100.82
TOTALS FOR FUND 0012 JUSTICE COURT TECHNOLOGY	81,273.84		5,974.98	148.00	5,826.98	87,100.82
0013 DISTRICT CLERK TECHNOLOGY FUND 0013-00-000-000-0000-11010 - CASH	37,516.24	0013	1,272.99	.00	1,272.99	38,789.23

02/07/2020 10:59
 adam8298

TOM GREEN COUNTY
ACCOUNT SUMMARY TRIAL BALANCE FOR FY20/JAN TO JAN
FUND

 P 2
 glatrbal

ACCOUNT ACCOUNT NAME	BEG. BALANCE	ORG	DEBITS	CREDITS	NET CHANGE	END BALANCE
TOTALS FOR FUND 0013 DISTRICT CLERK TECHNOLOGY FUND	37,516.24		1,272.99	.00	1,272.99	38,789.23
0015 LIBRARY DONATIONS 0015-00-000-000-0000-11010 - CASH	331,214.44	0015	5,357.93	4,555.74	802.19	332,016.63
TOTALS FOR FUND 0015 LIBRARY DONATIONS	331,214.44		5,357.93	4,555.74	802.19	332,016.63
0016 COUNTY RECORDS MGMT FUND 0016-00-000-000-0000-11010 - CASH	4,976.62	0016	671.13	1,875.00	-1,203.87	3,772.75
TOTALS FOR FUND 0016 COUNTY RECORDS MGMT FUND	4,976.62		671.13	1,875.00	-1,203.87	3,772.75
0018 COURTHOUSE SECURITY 0018-00-000-000-0000-11010 - CASH	42,432.01	0018	6,476.44	5,659.60	816.84	43,248.85
TOTALS FOR FUND 0018 COURTHOUSE SECURITY	42,432.01		6,476.44	5,659.60	816.84	43,248.85
0019 COUNTY RECORDS MANAGEMENT 0019-00-000-000-0000-11010 - CASH	6,614.78	0019	19,256.73	24,005.20	-4,748.47	1,866.31
TOTALS FOR FUND 0019 COUNTY RECORDS MANAGEMENT	6,614.78		19,256.73	24,005.20	-4,748.47	1,866.31
0021 CRISIS INTERVENTION DONATIONS 0021-00-000-000-0000-11010 - CASH	13,007.37	0021	203.25	.00	203.25	13,210.62
TOTALS FOR FUND 0021 CRISIS INTERVENTION DONATIONS	13,007.37		203.25	.00	203.25	13,210.62
0022 LIBRARY BATES FUND 0022-00-000-000-0000-11010 - CASH	81,626.01	0022	20.42	.00	20.42	81,646.43
TOTALS FOR FUND 0022 LIBRARY BATES FUND	81,626.01		20.42	.00	20.42	81,646.43
0023 DISTRICT/COUNTY CRT TECH FUND 0023-00-000-000-0000-11010 - CASH	10,692.00	0023	164.52	.00	164.52	10,856.52

02/07/2020 10:59
adam8298

TOM GREEN COUNTY
ACCOUNT SUMMARY TRIAL BALANCE FOR FY20/JAN TO JAN
FUND

P 3
glatrbal

ACCOUNT ACCOUNT NAME	BEG. BALANCE	ORG	DEBITS	CREDITS	NET CHANGE	END BALANCE
TOTALS FOR FUND 0023 DISTRICT/COUNTY CRT TECH FUND	10,692.00		164.52	.00	164.52	10,856.52
0026 SPECIAL VENUE TRIALS RESERVE 0026-00-000-000-0000-11010 - CASH	500,000.00	0026	125.06	125.06	.00	500,000.00
TOTALS FOR FUND 0026 SPECIAL VENUE TRIALS RESERVE	500,000.00		125.06	125.06	.00	500,000.00
0027 TX COMMUNITY DEV BLOCK GRANT 0027-00-000-000-0000-11.010 - CASH	.00	0027	5.00	.00	5.00	5.00
TOTALS FOR FUND 0027 TX COMMUNITY DEV BLOCK GRANT	.00		5.00	.00	5.00	5.00
0028 TRUANCY PREVENTION & DIVERSION 0028-00-000-000-0000-11010 - CASH	.00	0028	1,494.25	.00	1,494.25	1,494.25
TOTALS FOR FUND 0028 TRUANCY PREVENTION & DIVERSION	.00		1,494.25	.00	1,494.25	1,494.25
0030 CNTY CLERK PRESERV & ARCHIVE 0030-00-000-000-0000-11010 - CASH	43,604.47	0030	67,471.28	90,174.84	-22,703.56	20,900.91
TOTALS FOR FUND 0030 CNTY CLERK PRESERV & ARCHIVE	43,604.47		67,471.28	90,174.84	-22,703.56	20,900.91
0031 GUARDIANSHIP FUND 0031-00-000-000-0000-11010 - CASH	3,459.01	0031	1,133.43	.00	1,133.43	4,592.44
TOTALS FOR FUND 0031 GUARDIANSHIP FUND	3,459.01		1,133.43	.00	1,133.43	4,592.44
0032 CNTY CLERK ARCHIVE 0032-00-000-000-0000-11.010 - CASH	72,959.16	0032	16,694.56	12,776.97	3,917.59	76,876.75
TOTALS FOR FUND 0032 CNTY CLERK ARCHIVE	72,959.16		16,694.56	12,776.97	3,917.59	76,876.75
0035 CHILD ABUSE PREVENTION 0035-00-000-000-0000-11.010 - CASH	3,764.81	0035	121.50	.00	121.50	3,886.31

02/07/2020 10:59
adam8298

TOM GREEN COUNTY
ACCOUNT SUMMARY TRIAL BALANCE FOR FY20/JAN TO JAN
FUND

P 4
glatrbal

ACCOUNT ACCOUNT NAME	BEG. BALANCE	ORG	DEBITS	CREDITS	NET CHANGE	END BALANCE
TOTALS FOR FUND 0035 CHILD ABUSE PREVENTION	3,764.81		121.50	.00	121.50	3,886.31
0036 THIRD COURT OF APPEALS 0036-00-000-000-0000-11010 - CASH	1,866.57	0036	969.92	853.76	116.16	1,982.73
TOTALS FOR FUND 0036 THIRD COURT OF APPEALS	1,866.57		969.92	853.76	116.16	1,982.73
0037 JUSTICE COURT SECURITY 0037-00-000-000-0000-11010 - CASH	62,236.62	0037	2,670.59	1,145.00	1,525.59	63,762.21
TOTALS FOR FUND 0037 JUSTICE COURT SECURITY	62,236.62		2,670.59	1,145.00	1,525.59	63,762.21
0038 WASTEWATER TREATMENT 0038-00-000-000-0000-11010 - CASH	910.00	0038	330.21	710.21	-380.00	530.00
TOTALS FOR FUND 0038 WASTEWATER TREATMENT	910.00		330.21	710.21	-380.00	530.00
0041 CA PRETRIAL DIVERSION FUND 0041-00-000-000-0000-11010 - CASH	6,234.67	0041	3,001.71	5,378.18	-2,376.47	3,858.20
TOTALS FOR FUND 0041 CA PRETRIAL DIVERSION FUND	6,234.67		3,001.71	5,378.18	-2,376.47	3,858.20
0043 DA PRETRIAL DIVERSION FUND 0043-00-000-000-0000-11010 - CASH	66,795.54	0043	5,016.79	2,978.85	2,037.94	68,833.48
TOTALS FOR FUND 0043 DA PRETRIAL DIVERSION FUND	66,795.54		5,016.79	2,978.85	2,037.94	68,833.48
0045 COUNTY ATTY FEE 0045-00-000-000-0000-11010 - CASH	12,219.70	0045	168.10	861.65	-693.55	11,526.15
TOTALS FOR FUND 0045 COUNTY ATTY FEE	12,219.70		168.10	861.65	-693.55	11,526.15
0047 JUROR DONATIONS 0047-00-000-000-0000-11010 - CASH	1,214.00	0047	.30	64.30	-64.00	1,150.00

02/07/2020 10:59
adam8298

TOM GREEN COUNTY
ACCOUNT SUMMARY TRIAL BALANCE FOR FY20/JAN TO JAN
FUND

P 5
glatrbal

ACCOUNT ACCOUNT NAME	BEG. BALANCE	ORG	DEBITS	CREDITS	NET CHANGE	END BALANCE
TOTALS FOR FUND 0047 JUROR DONATIONS	1,214.00		.30	64.30	-64.00	1,150.00
0048 ELECTION CONTRACT SERVICES 0048-00-000-000-0000-11010 - CASH	88,978.92	0048	29,151.59	2,199.54	26,952.05	115,930.97
TOTALS FOR FUND 0048 ELECTION CONTRACT SERVICES	88,978.92		29,151.59	2,199.54	26,952.05	115,930.97
0050 51ST DISTRICT ATTY FEE 0050-00-000-000-0000-11010 - CASH	2,091.36	0050	97.13	.00	97.13	2,188.49
TOTALS FOR FUND 0050 51ST DISTRICT ATTY FEE	2,091.36		97.13	.00	97.13	2,188.49
0051 LATERAL ROAD 0051-00-000-000-0000-11010 - CASH	34,241.72	0051	8.56	.00	8.56	34,250.28
TOTALS FOR FUND 0051 LATERAL ROAD	34,241.72		8.56	.00	8.56	34,250.28
0052 51ST DISTRICT ATTY FORFEITURE 0052-00-000-000-0000-11010 - CASH	788,900.95	0052	2,096.55	2,351.63	-255.08	788,645.87
TOTALS FOR FUND 0052 51ST DISTRICT ATTY FORFEITURE	788,900.95		2,096.55	2,351.63	-255.08	788,645.87
0054 LOCAL PROVIDER PARTICIPATION 0054-00-000-000-0000-11010 - CASH	1,358,375.26	0054	2,131,044.33	.00	2,131,044.33	3,489,419.59
TOTALS FOR FUND 0054 LOCAL PROVIDER PARTICIPATION	1,358,375.26		2,131,044.33	.00	2,131,044.33	3,489,419.59
0055 119TH DISTRICT ATTY FEE 0055-00-000-000-0000-11010 - CASH	4,470.03	0055	514.67	.00	514.67	4,984.70
TOTALS FOR FUND 0055 119TH DISTRICT ATTY FEE	4,470.03		514.67	.00	514.67	4,984.70
0056 CIVIL STATE FEES 0056-00-000-000-0000-11010 - CASH	131,063.61	0056	45,580.99	130,520.97	-84,939.98	46,123.63

02/07/2020 10:59
adam8298

TOM GREEN COUNTY
ACCOUNT SUMMARY TRIAL BALANCE FOR FY20/JAN TO JAN
FUND

P 6
glatrbal

ACCOUNT ACCOUNT NAME	BEG. BALANCE	ORG	DEBITS	CREDITS	NET CHANGE	END BALANCE
TOTALS FOR FUND 0056 CIVIL STATE FEES	131,063.61		45,580.99	130,520.97	-84,939.98	46,123.63
0058 119TH DISTRICT ATTY FORFEITURE 0058-00-000-000-0000-11010 - CASH	45,906.44	0058	555.58	1,975.18	-1,419.60	44,486.84
TOTALS FOR FUND 0058 119TH DISTRICT ATTY FORFEITURE	45,906.44		555.58	1,975.18	-1,419.60	44,486.84
0061 BATTERING INTER & PREV PRGM 0061-00-000-000-0000-11010 - CASH	6,589.60	0061	883.33	4,464.58	-3,581.25	3,008.35
TOTALS FOR FUND 0061 BATTERING INTER & PREV PRGM	6,589.60		883.33	4,464.58	-3,581.25	3,008.35
0062 AIC/ACC ADDITIONAL FUNDING 0062-00-000-000-0000-11010 - CASH	-132,872.23	0062	149,645.21	48,361.36	101,283.85	-31,588.38
TOTALS FOR FUND 0062 AIC/ACC ADDITIONAL FUNDING	-132,872.23		149,645.21	48,361.36	101,283.85	-31,588.38
0063 CONCHO VALLEY TAIP 0063-00-000-000-0000-11010 - CASH	74,234.86	0063	1,108.25	15,479.07	-14,370.82	59,864.04
TOTALS FOR FUND 0063 CONCHO VALLEY TAIP	74,234.86		1,108.25	15,479.07	-14,370.82	59,864.04
0064 CONCHO VALLEY DRUG COURT 0064-00-000-000-0000-11010 - CASH	18,219.80	0064	835.73	8,344.24	-7,508.51	10,711.29
TOTALS FOR FUND 0064 CONCHO VALLEY DRUG COURT	18,219.80		835.73	8,344.24	-7,508.51	10,711.29
0065 CSCD BASIC SUPERVISION 0065-00-000-000-0000-11010 - CASH	1,509,436.30	0065	172,252.87	286,529.18	-114,276.31	1,395,159.99
TOTALS FOR FUND 0065 CSCD BASIC SUPERVISION	1,509,436.30		172,252.87	286,529.18	-114,276.31	1,395,159.99
0066 CRTM MALE CCF 0066-00-000-000-0000-11010 - CASH	695,278.32	0066	25,893.43	306,101.70	-280,208.27	415,070.05

02/07/2020 10:59
adam8298

TOM GREEN COUNTY
ACCOUNT SUMMARY TRIAL BALANCE FOR FY20/JAN TO JAN
FUND

P 7
glatrbal

ACCOUNT ACCOUNT NAME	BEG. BALANCE	ORG	DEBITS	CREDITS	NET CHANGE	END BALANCE
TOTALS FOR FUND 0066 CRTC MALE CCF	695,278.32		25,893.43	306,101.70	-280,208.27	415,070.05
0069 SUBSTANCE ABUSE CASELOAD 0069-00-000-000-0000-11010 - CASH	61,616.56	0069	12.74	27,630.54	-27,617.80	33,998.76
TOTALS FOR FUND 0069 SUBSTANCE ABUSE CASELOAD	61,616.56		12.74	27,630.54	-27,617.80	33,998.76
0071 STATE & MUNICIPAL FEES 0071-00-000-000-0000-11010 - CASH	7,062.07	0071	16,589.80	11,440.97	5,148.83	12,210.90
TOTALS FOR FUND 0071 STATE & MUNICIPAL FEES	7,062.07		16,589.80	11,440.97	5,148.83	12,210.90
0072 CRIMINAL STATE FEES 0072-00-000-000-0000-11010 - CASH	375,600.12	0072	170,398.49	374,901.06	-204,502.57	171,097.55
TOTALS FOR FUND 0072 CRIMINAL STATE FEES	375,600.12		170,398.49	374,901.06	-204,502.57	171,097.55
0073 GRAFFITI ERADICATION 0073-00-000-000-0000-11010 - CASH	634.64	0073	.16	.00	.16	634.80
TOTALS FOR FUND 0073 GRAFFITI ERADICATION	634.64		.16	.00	.16	634.80
0077 UNCLAIMED PROPERTY FUND 0077-00-000-000-0000-11010 - CASH	7,005.49	0077	13,952.97	1.51	13,951.46	20,956.95
TOTALS FOR FUND 0077 UNCLAIMED PROPERTY FUND	7,005.49		13,952.97	1.51	13,951.46	20,956.95
0078 BAIL BOND COLLATERAL 0078-00-000-000-0000-11010 - CASH	185,700.00	0078	1,046.45	46.45	1,000.00	186,700.00
TOTALS FOR FUND 0078 BAIL BOND COLLATERAL	185,700.00		1,046.45	46.45	1,000.00	186,700.00
0082 JUDICIAL EFFICIENCY 0082-00-000-000-0000-11010 - CASH	17,667.25	0082	2,349.18	773.34	1,575.84	19,243.09

//

02/07/2020 10:59
adam8298

TOM GREEN COUNTY
ACCOUNT SUMMARY TRIAL BALANCE FOR FY20/JAN TO JAN
FUND

P 8
glatrbal

ACCOUNT ACCOUNT NAME	BEG. BALANCE	ORG	DEBITS	CREDITS	NET CHANGE	END BALANCE
TOTALS FOR FUND 0082 JUDICIAL EFFICIENCY	17,667.25		2,349.18	773.34	1,575.84	19,243.09
0089 COB INTEREST & SINKING 0089-00-000-000-0000-11010 - CASH	1,480,114.59	0089	2,810,849.76	3,466,106.25	-655,256.49	824,858.10
TOTALS FOR FUND 0089 COB INTEREST & SINKING	1,480,114.59		2,810,849.76	3,466,106.25	-655,256.49	824,858.10
0090 2015 COB CAPITAL PROJECTS 0090-00-000-000-0000-11010 - CASH	400.43	0090	9.00	400.43	-391.43	9.00
TOTALS FOR FUND 0090 2015 COB CAPITAL PROJECTS	400.43		9.00	400.43	-391.43	9.00
0095 PAYROLL 0095-00-000-000-0000-11010 - CASH	6,993.91	0095	6,054,263.00	6,054,380.97	-117.97	6,875.94
TOTALS FOR FUND 0095 PAYROLL	6,993.91		6,054,263.00	6,054,380.97	-117.97	6,875.94
0097 SHERIFF LEOSE 0097-00-000-000-0000-11010 - CASH	24,388.24	0097	6.10	.00	6.10	24,394.34
TOTALS FOR FUND 0097 SHERIFF LEOSE	24,388.24		6.10	.00	6.10	24,394.34
0098 CHILD RESTRAINT STATE FEE 0098-00-000-000-0000-11010 - CASH	2,052.30	0098	1,198.44	.34	1,198.10	3,250.40
TOTALS FOR FUND 0098 CHILD RESTRAINT STATE FEE	2,052.30		1,198.44	.34	1,198.10	3,250.40
0100 COUNTY ATTORNEY LEOSE 0100-00-000-000-0000-11010 - CASH	172.14	0100	.04	700.00	-699.96	-527.82
TOTALS FOR FUND 0100 COUNTY ATTORNEY LEOSE	172.14		.04	700.00	-699.96	-527.82
0101 2017 COB CAPITAL PROJECTS 0101-00-000-000-0000-11010 - CASH	33,329.30	0101	19.94	33,329.30	-33,309.36	19.94

02/07/2020 10:59
adam8298

TOM GREEN COUNTY
ACCOUNT SUMMARY TRIAL BALANCE FOR FY20/JAN TO JAN
FUND

P 9
glatrbal

ACCOUNT ACCOUNT NAME	BEG. BALANCE	ORG	DEBITS	CREDITS	NET CHANGE	END BALANCE
TOTALS FOR FUND 0101 2017 COB CAPITAL PROJECTS	33,329.30		19.94	33,329.30	-33,309.36	19.94
0102 CONSTABLE #1 LEOSE 0102-00-000-000-0000-11010 - CASH	3,820.43	0102	.96	.00	.96	3,821.39
TOTALS FOR FUND 0102 CONSTABLE #1 LEOSE	3,820.43		.96	.00	.96	3,821.39
0103 CONSTABLE #2 LEOSE 0103-00-000-000-0000-11010 - CASH	6,983.66	0103	1.75	.00	1.75	6,985.41
TOTALS FOR FUND 0103 CONSTABLE #2 LEOSE	6,983.66		1.75	.00	1.75	6,985.41
0104 CONSTABLE #3 LEOSE 0104-00-000-000-0000-11010 - CASH	3,039.55	0104	.76	.00	.76	3,040.31
TOTALS FOR FUND 0104 CONSTABLE #3 LEOSE	3,039.55		.76	.00	.76	3,040.31
0105 CONSTABLE #4 LEOSE 0105-00-000-000-0000-11010 - CASH	1,349.59	0105	.34	.00	.34	1,349.93
TOTALS FOR FUND 0105 CONSTABLE #4 LEOSE	1,349.59		.34	.00	.34	1,349.93
0109 MHI SPEC NEEDS OFFENDER 0109-00-000-000-0000-11010 - CASH	23,145.54	0109	4.79	7,292.99	-7,288.20	15,857.34
TOTALS FOR FUND 0109 MHI SPEC NEEDS OFFENDER	23,145.54		4.79	7,292.99	-7,288.20	15,857.34
0110 JUVENILE DEFERRED PROCESSING 0110-00-000-000-0000-11010 - CASH	37,412.98	0110	316.54	.00	316.54	37,729.52
TOTALS FOR FUND 0110 JUVENILE DEFERRED PROCESSING	37,412.98		316.54	.00	316.54	37,729.52
0111 EXCESS CONTRIBUTIONS 0111-00-000-000-0000-11010 - CASH	14,760.43	0111	3.69	.00	3.69	14,764.12

02/07/2020 10:59
adam8298

TOM GREEN COUNTY
ACCOUNT SUMMARY TRIAL BALANCE FOR FY20/JAN TO JAN
FUND

P 10
glatrbal

ACCOUNT ACCOUNT NAME	BEG. BALANCE	ORG	DEBITS	CREDITS	NET CHANGE	END BALANCE
TOTALS FOR FUND 0111 EXCESS CONTRIBUTIONS	14,760.43		3.69	.00	3.69	14,764.12
0112 JUVENILE RESTITUTION 0112-00-000-000-0000-11010 - CASH	493.75	0112	89.85	25.00	64.85	558.60
TOTALS FOR FUND 0112 JUVENILE RESTITUTION	493.75		89.85	25.00	64.85	558.60
0114 CHILD SAFETY FEE COUNTY SHARE 0114-00-000-000-0000-11010 - CASH	37,190.43	0114	1,909.72	.00	1,909.72	39,100.15
TOTALS FOR FUND 0114 CHILD SAFETY FEE COUNTY SHARE	37,190.43		1,909.72	.00	1,909.72	39,100.15
0116 CRTC FEMALE CCF 0116-00-000-000-0000-11010 - CASH	908,782.28	0116	26,369.93	389,794.85	-363,424.92	545,357.36
TOTALS FOR FUND 0116 CRTC FEMALE CCF	908,782.28		26,369.93	389,794.85	-363,424.92	545,357.36
0117 JUVENILE UNCLAIMED RESTITUTION 0117-00-000-000-0000-11010 - CASH	5,044.12	0117	1.26	.00	1.26	5,045.38
TOTALS FOR FUND 0117 JUVENILE UNCLAIMED RESTITUTION	5,044.12		1.26	.00	1.26	5,045.38
0120 2018 COB CAPITAL PROJECTS 0120-00-000-000-0000-11010 - CASH	613,083.78	0120	261,518.52	844,557.02	-583,038.50	30,045.28
TOTALS FOR FUND 0120 2018 COB CAPITAL PROJECTS	613,083.78		261,518.52	844,557.02	-583,038.50	30,045.28
0125 TGC BENEFITS TRUST 0125-00-000-000-0000-11010 - CASH	.00	0125	412,788.25	412,788.25	.00	.00
TOTALS FOR FUND 0125 TGC BENEFITS TRUST	.00		412,788.25	412,788.25	.00	.00
0150 COMMUNITY RE-ENRICHMENT WORK 0150-00-000-000-0000-11010 - CASH	25,827.60	0150	5.30	11,131.82	-11,126.52	14,701.08

14

02/07/2020 10:59
adam8298

TOM GREEN COUNTY
ACCOUNT SUMMARY TRIAL BALANCE FOR FY20/JAN TO JAN
FUND

P 11
glatrbal

ACCOUNT ACCOUNT NAME	BEG. BALANCE	ORG	DEBITS	CREDITS	NET CHANGE	END BALANCE
TOTALS FOR FUND 0150 COMMUNITY RE-ENRICHMENT WORK	25,827.60		5.30	11,131.82	-11,126.52	14,701.08
0155 DOMESTIC VIOLENCE CASELOAD 0155-00-000-000-0000-11010 - CASH	9,761.76	0155	1.98	4,172.30	-4,170.32	5,591.44
TOTALS FOR FUND 0155 DOMESTIC VIOLENCE CASELOAD	9,761.76		1.98	4,172.30	-4,170.32	5,591.44
0156 SEX OFFENDER COUNSELING 0156-00-000-000-0000-11010 - CASH	36,240.48	0156	1,528.94	16,311.98	-14,783.04	21,457.44
TOTALS FOR FUND 0156 SEX OFFENDER COUNSELING	36,240.48		1,528.94	16,311.98	-14,783.04	21,457.44
0157 PRETRIAL DIVERSION PROGRAM 0157-00-000-000-0000-11010 - CASH	27,082.21	0157	686.10	9,937.73	-9,251.63	17,830.58
TOTALS FOR FUND 0157 PRETRIAL DIVERSION PROGRAM	27,082.21		686.10	9,937.73	-9,251.63	17,830.58
0401 SHERIFF FORFEITURE 0401-00-000-000-0000-11010 - CASH	91,418.69	0401	2,462.47	2,532.27	-69.80	91,348.89
TOTALS FOR FUND 0401 SHERIFF FORFEITURE	91,418.69		2,462.47	2,532.27	-69.80	91,348.89
0500 STATE AID REGIONAL 0500-00-000-000-0000-11010 - CASH	.00	0500	102,744.63	102,744.63	.00	.00
TOTALS FOR FUND 0500 STATE AID REGIONAL	.00		102,744.63	102,744.63	.00	.00
0503 COMM CORRECTIONS LOCAL 0503-00-000-000-0000-11010 - CASH	78,975.00	0503	20.25	602.00	-581.75	78,393.25
TOTALS FOR FUND 0503 COMM CORRECTIONS LOCAL	78,975.00		20.25	602.00	-581.75	78,393.25
0504 TITLE IV E REGIONAL 0504-00-000-000-0000-11010 - CASH	147,974.25	0504	37.87	37.87	.00	147,974.25

02/07/2020 10:59
adam8298

TOM GREEN COUNTY
ACCOUNT SUMMARY TRIAL BALANCE FOR FY20/JAN TO JAN
FUND

P 12
glatrbal

ACCOUNT ACCOUNT NAME	BEG. BALANCE	ORG	DEBITS	CREDITS	NET CHANGE	END BALANCE
TOTALS FOR FUND 0504 TITLE IV E REGIONAL	147,974.25		37.87	37.87	.00	147,974.25
0508 TYC REGIONAL 0508-00-000-000-0000-11010 - CASH	14,615.03	0508	3.74	3.74	.00	14,615.03
TOTALS FOR FUND 0508 TYC REGIONAL	14,615.03		3.74	3.74	.00	14,615.03
0509 PRIOR YR INTEREST REGIONAL 0509-00-000-000-0000-11010 - CASH	11,477.62	0509	35.14	.00	35.14	11,512.76
TOTALS FOR FUND 0509 PRIOR YR INTEREST REGIONAL	11,477.62		35.14	.00	35.14	11,512.76
0517 TITLE IV E INT COKE 0517-00-000-000-0000-11010 - CASH	9,374.33	0517	37.87	.00	37.87	9,412.20
TOTALS FOR FUND 0517 TITLE IV E INT COKE	9,374.33		37.87	.00	37.87	9,412.20
0540 GRANT R; TGC; REG 0540-00-000-000-0000-11010 - CASH	.00	0540	7,501.05	7,501.05	.00	.00
TOTALS FOR FUND 0540 GRANT R; TGC; REG	.00		7,501.05	7,501.05	.00	.00
0541 TGC DIVERSION GRANT 0541-00-000-000-0000-11010 - CASH	-65,760.11	0541	.00	24,172.11	-24,172.11	-89,932.22
TOTALS FOR FUND 0541 TGC DIVERSION GRANT	-65,760.11		.00	24,172.11	-24,172.11	-89,932.22
0560 BASIC PROBATION SERVICES-REG 0560-00-000-000-0000-11010 - CASH	15,336.96	0560	9,055.65	11,447.58	-2,391.93	12,945.03
TOTALS FOR FUND 0560 BASIC PROBATION SERVICES-REG	15,336.96		9,055.65	11,447.58	-2,391.93	12,945.03
0561 COMMUNITY PROGRAMS-REGIONAL 0561-00-000-000-0000-11010 - CASH	6,356.02	0561	3,531.92	4,583.50	-1,051.58	5,304.44

02/07/2020 10:59
 adam8298

 TOM GREEN COUNTY
 ACCOUNT SUMMARY TRIAL BALANCE FOR FY20/JAN TO JAN
 FUND

 P 13
 glatrbal

ACCOUNT ACCOUNT NAME	BEG. BALANCE	ORG	DEBITS	CREDITS	NET CHANGE	END BALANCE
TOTALS FOR FUND 0561 COMMUNITY PROGRAMS-REGIONAL	6,356.02		3,531.92	4,583.50	-1,051.58	5,304.44
0562 PRE & POST ADJUDICATION - REG 0562-00-000-000-0000-11010 - CASH	-7,416.14	0562	2,383.00	.00	2,383.00	-5,033.14
TOTALS FOR FUND 0562 PRE & POST ADJUDICATION - REG	-7,416.14		2,383.00	.00	2,383.00	-5,033.14
0563 COMMITMENT DIVERSION - REG 0563-00-000-000-0000-11010 - CASH	2,107.00	0563	527.54	.54	527.00	2,634.00
TOTALS FOR FUND 0563 COMMITMENT DIVERSION - REG	2,107.00		527.54	.54	527.00	2,634.00
0564 MENTAL HEALTH SERVICES - REG 0564-00-000-000-0000-11010 - CASH	-88.09	0564	898.05	1,800.01	-901.96	-990.05
TOTALS FOR FUND 0564 MENTAL HEALTH SERVICES - REG	-88.09		898.05	1,800.01	-901.96	-990.05
0570 BASIC PROBATION SUPERVISION 0570-00-000-000-0000-11010 - CASH	12,250.04	0570	8,762.70	8,909.78	-147.08	12,102.96
TOTALS FOR FUND 0570 BASIC PROBATION SUPERVISION	12,250.04		8,762.70	8,909.78	-147.08	12,102.96
0571 COMMUNITY PROGRAMS 0571-00-000-000-0000-11010 - CASH	22,242.31	0571	17,655.56	13,483.93	4,171.63	26,413.94
TOTALS FOR FUND 0571 COMMUNITY PROGRAMS	22,242.31		17,655.56	13,483.93	4,171.63	26,413.94
0572 PRE & POST ADJUDICATION 0572-00-000-000-0000-11010 - CASH	13,990.76	0572	34,486.71	39,461.10	-4,974.39	9,016.37
TOTALS FOR FUND 0572 PRE & POST ADJUDICATION	13,990.76		34,486.71	39,461.10	-4,974.39	9,016.37
0573 COMMITMENT DIVERSION 0573-00-000-000-0000-11010 - CASH	548.90	0573	1,638.82	1,948.42	-309.60	239.30

02/07/2020 10:59
adam8298

TOM GREEN COUNTY
ACCOUNT SUMMARY TRIAL BALANCE FOR FY20/JAN TO JAN
FUND

P 14
glatrbal

ACCOUNT ACCOUNT NAME	BEG. BALANCE	ORG	DEBITS	CREDITS	NET CHANGE	END BALANCE
TOTALS FOR FUND 0573 COMMITMENT DIVERSION	548.90		1,638.82	1,948.42	-309.60	239.30
0574 MENTAL HEALTH SERVICES 0574-00-000-000-0000-11010 - CASH	6,246.50	0574	4,784.06	5,246.10	-462.04	5,784.46
TOTALS FOR FUND 0574 MENTAL HEALTH SERVICES	6,246.50		4,784.06	5,246.10	-462.04	5,784.46
0582 TYC TGC PAROLE SERVICES 0582-00-000-000-0000-11010 - CASH	47,267.98	0582	181.10	12.10	169.00	47,436.98
TOTALS FOR FUND 0582 TYC TGC PAROLE SERVICES	47,267.98		181.10	12.10	169.00	47,436.98
0583 TITLE IV E TGC 0583-00-000-000-0000-11010 - CASH	1,188,596.52	0583	304.21	568.72	-264.51	1,188,332.01
TOTALS FOR FUND 0583 TITLE IV E TGC	1,188,596.52		304.21	568.72	-264.51	1,188,332.01
0595 SPECIAL NEEDS DIVERSIONARY PRM 0595-00-000-000-0000-11010 - CASH	1,355.02	0595	2,661.57	3,512.52	-850.95	504.07
TOTALS FOR FUND 0595 SPECIAL NEEDS DIVERSIONARY PRM	1,355.02		2,661.57	3,512.52	-850.95	504.07
0596 PIDPP - GRANT "S" 0596-00-000-000-0000-11010 - CASH	7,566.50	0596	8,003.83	3.83	8,000.00	15,566.50
TOTALS FOR FUND 0596 PIDPP - GRANT "S"	7,566.50		8,003.83	3.83	8,000.00	15,566.50
0597 TITLE IV E INT TGC 0597-00-000-000-0000-11010 - CASH	56,107.20	0597	304.21	.00	304.21	56,411.41
TOTALS FOR FUND 0597 TITLE IV E INT TGC	56,107.20		304.21	.00	304.21	56,411.41
0599 PRIOR YR INTEREST TGC 0599-00-000-000-0000-11010 - CASH	6,467.47	0599	43.00	15.00	28.00	6,495.47

02/07/2020 10:59
adam8298

TOM GREEN COUNTY
ACCOUNT SUMMARY TRIAL BALANCE FOR FY20/JAN TO JAN
FUND

P 15
glatrbal

ACCOUNT ACCOUNT NAME	BEG. BALANCE	ORG	DEBITS	CREDITS	NET CHANGE	END BALANCE
TOTALS FOR FUND 0599 PRIOR YR INTEREST TGC	6,467.47		43.00	15.00	28.00	6,495.47
0600 REIM FOR MANDATED FUNDING 0600-00-000-000-0000-11010 - CASH	-1,285.51	0600	22,928.89	26,585.97	-3,657.08	-4,942.59
TOTALS FOR FUND 0600 REIM FOR MANDATED FUNDING	-1,285.51		22,928.89	26,585.97	-3,657.08	-4,942.59
0613 DISTRICT ATTY GRANTS 0613-00-000-000-0000-11010 - CASH	-13,787.78	0613	9,095.32	8,201.43	893.89	-12,893.89
TOTALS FOR FUND 0613 DISTRICT ATTY GRANTS	-13,787.78		9,095.32	8,201.43	893.89	-12,893.89
0625 COUNTY ATTY GRANTS 0625-00-000-000-0000-11010 - CASH	-12,056.62	0625	6,535.54	4,586.30	1,949.24	-10,107.38
TOTALS FOR FUND 0625 COUNTY ATTY GRANTS	-12,056.62		6,535.54	4,586.30	1,949.24	-10,107.38
0654 SHERIFF GRANTS 0654-00-000-000-0000-11010 - CASH	-6,541.47	0654	3,266.28	4,533.22	-1,266.94	-7,808.41
TOTALS FOR FUND 0654 SHERIFF GRANTS	-6,541.47		3,266.28	4,533.22	-1,266.94	-7,808.41
0665 ADULT PROBATION GRANTS 0665-00-000-000-0000-11010 - CASH	-1,830.05	0665	3,660.10	3,660.10	.00	-1,830.05
TOTALS FOR FUND 0665 ADULT PROBATION GRANTS	-1,830.05		3,660.10	3,660.10	.00	-1,830.05
0699 BLOCK GRANTS 0699-00-000-000-0000-11010 - CASH	-1,071,738.96	0699	833,349.43	220,122.74	613,226.69	-458,512.27
TOTALS FOR FUND 0699 BLOCK GRANTS	-1,071,738.96		833,349.43	220,122.74	613,226.69	-458,512.27
REPORT TOTALS	12,964,640.47		38,654,528.15	37,223,714.37	1,430,813.78	14,395,454.25

** END OF REPORT - Generated by ADAM NUNEZ **

02/07/2020 11:02
adam8298

TOM GREEN COUNTY
ACCOUNT SUMMARY TRIAL BALANCE FOR FY20/JAN TO JAN
FUND

P 1
glatrbal

ACCOUNT NAME	BEG. BALANCE	ORG	DEBITS	CREDITS	NET CHANGE	END BALANCE
0001-00-000-000-0000-11513 - CERTIFICATE OF DEPOSITS	5,357,607.28	0001	11,820.50	1,116.17	10,704.33	5,368,311.61
0001-00-000-000-0000-11515 - TEXAS CLASS	8,907,370.04	0001	8,859,534.26	1,500,000.00	7,359,534.26	16,266,904.30
0001-00-000-000-0000-11517 - TEXPOOL INVESTMENTS	2,075,369.43	0001	2,860.07	.00	2,860.07	2,078,229.50
0001-00-000-000-0000-11518 - TEXPOOL PRIME INVESTMENTS	2,101,868.31	0001	3,270.51	.00	3,270.51	2,105,138.82
TOTALS FOR FUND 0001 GENERAL FUND	18,442,215.06		8,877,485.34	1,501,116.17	7,376,369.17	25,818,584.23
0005 ROAD & BRIDGE PRECINCT 1 & 3 0005-00-000-000-0000-11515 - TEXAS CLASS	387,798.39	0005	150,599.61	275,000.00	-124,400.39	263,398.00
TOTALS FOR FUND 0005 ROAD & BRIDGE PRECINCT 1 & 3	387,798.39		150,599.61	275,000.00	-124,400.39	263,398.00
0006 ROAD & BRIDGE PRECINCT 2 & 4 0006-00-000-000-0000-11515 - TEXAS CLASS	234,185.98	0006	85,374.56	25,000.00	60,374.56	294,560.54
TOTALS FOR FUND 0006 ROAD & BRIDGE PRECINCT 2 & 4	234,185.98		85,374.56	25,000.00	60,374.56	294,560.54
0019 COUNTY RECORDS MANAGEMENT 0019-00-000-000-0000-11515 - TEXAS CLASS	155,760.24	0019	251.19	15,000.00	-14,748.81	141,011.43
TOTALS FOR FUND 0019 COUNTY RECORDS MANAGEMENT	155,760.24		251.19	15,000.00	-14,748.81	141,011.43
0030 CNTY CLERK PRESERV & ARCHIVE 0030-00-000-000-0000-11515 - TEXAS CLASS	261,841.97	0030	418.79	50,000.00	-49,581.21	212,260.76
TOTALS FOR FUND 0030 CNTY CLERK PRESERV & ARCHIVE	261,841.97		418.79	50,000.00	-49,581.21	212,260.76
0078 BAIL BOND COLLATERAL 0078-00-000-000-0000-11513 - CERTIFICATE OF DEPOSITS	360,000.00	0078	.00	.00	.00	360,000.00
TOTALS FOR FUND 0078 BAIL BOND COLLATERAL	360,000.00		.00	.00	.00	360,000.00
0101 2017 COB CAPITAL PROJECTS 0101-00-000-000-0000-11515 - TEXAS CLASS	.00	0101	786.50	.00	786.50	786.50

02/07/2020 11:02
adam8298

TOM GREEN COUNTY
ACCOUNT SUMMARY TRIAL BALANCE FOR FY20/JAN TO JAN
FUND

P 2
glatrbal

ACCOUNT ACCOUNT NAME	BEG. BALANCE	ORG	DEBITS	CREDITS	NET CHANGE	END BALANCE
TOTALS FOR FUND 0101 2017 COB CAPITAL PROJECTS	.00		786.50	.00	786.50	786.50
0120 2018 COB CAPITAL PROJECTS 0120-00-000-000-0000-11515 - TEXAS CLASS	7,726,793.58	0120	12,275.65	260,000.00	-247,724.35	7,479,069.23
TOTALS FOR FUND 0120 2018 COB CAPITAL PROJECTS	7,726,793.58		12,275.65	260,000.00	-247,724.35	7,479,069.23
REPORT TOTALS	27,568,595.22		9,127,191.64	2,126,116.17	7,001,075.47	34,569,670.69

** END OF REPORT - Generated by ADAM NUNEZ **

Interest Earned

Bank Service Charge

Credit Card Balance

Electronic Filing Balance

Wells Fargo (Oper)**Texas Class (Annual Yield)**

Interest Earned	Interest Rate	Interest Variance	Fiscal	Interest Earned	Interest Rate	Interest Variance
\$ 999.34	0.3000%		Oct-19	\$ 27,290.58	2.0900%	
\$ 1,159.27	0.3000%	0.0000%	Nov-19	\$ 21,778.00	1.9400%	-0.1500%
\$ 1,372.64	0.3000%	0.0000%	Dec-19	\$ 19,240.56	1.8800%	-0.0600%
\$ 1,543.88	0.3000%	0.0000%	Jan-20	\$ 34,272.95	1.8800%	0.0000%
\$ -	0.0000%	0.0000%	Feb-20	\$ -	0.0000%	0.0000%
\$ -	0.0000%	0.0000%	Mar-20	\$ -	0.0000%	0.0000%
\$ -	0.0000%	0.0000%	Apr-20	\$ -	0.0000%	0.0000%
\$ -	0.0000%	0.0000%	May-20	\$ -	0.0000%	0.0000%
\$ -	0.0000%	0.0000%	Jun-20	\$ -	0.0000%	0.0000%
\$ -	0.0000%	0.0000%	Jul-20	\$ -	0.0000%	0.0000%
\$ -	0.0000%	0.0000%	Aug-20	\$ -	0.0000%	0.0000%
\$ -	0.0000%	0.0000%	Sep-20	\$ -	0.0000%	0.0000%
\$ 5,075.13	0.3000%		TTD	\$ 102,582.09	1.9475%	

* Wells Fargo Interest is only for the OPER Account - the Munis detail will include all bank accounts

Texpool (Avg Monthly Rate)**Texpool Prime (Avg Mthly Rate)**

Interest Earned	Interest Rate	Interest Variance	Fiscal	Interest Earned	Interest Rate	Interest Variance
\$ 4,332.02	1.9100%		Oct-19	\$ 4,987.80	2.0700%	
\$ 2,857.37	1.6774%	-0.2326%	Nov-19	\$ 3,219.48	1.8665%	-0.2035%
\$ 2,860.07	1.6200%	-0.0574%	Dec-19	\$ 3,270.51	1.8300%	-0.0365%
\$ 2,810.80	1.5900%	-0.0300%	Jan-20	\$ 3,219.25	1.8000%	-0.0300%
\$ -	0.0000%	0.0000%	Feb-20	\$ -	0.0000%	0.0000%
\$ -	0.0000%	0.0000%	Mar-20	\$ -	0.0000%	0.0000%
\$ -	0.0000%	0.0000%	Apr-20	\$ -	0.0000%	0.0000%
\$ -	0.0000%	0.0000%	May-20	\$ -	0.0000%	0.0000%
\$ -	0.0000%	0.0000%	Jun-20	\$ -	0.0000%	0.0000%
\$ -	0.0000%	0.0000%	Jul-20	\$ -	0.0000%	0.0000%
\$ -	0.0000%	0.0000%	Aug-20	\$ -	0.0000%	0.0000%
\$ -	0.0000%	0.0000%	Sep-20	\$ -	0.0000%	0.0000%
\$ 12,860.26	1.6994%		TTD	\$ 14,697.04	1.8916%	

Average All Investments

1.4596%

02/14/2020
14:38:14

TOM GREEN COUNTY
INTEREST

FROM 2020 01 TO 2020 13

	ORIGINAL APPROP	TRANFRS/ ADJSTMTS	REVISED BUDGET	ACTUALS	ENCUMBRANCES	AVAILABLE BUDGET	PCT USED
43701 DEPOSITORY INTEREST	21,890	0	21,890	12,870.40	.00	9,019.60	58.8%
TOTAL REVENUES	21,890	0	21,890	12,870.40	.00	9,019.60	
43702 TX CLASS ASSET SECURITY INT	0	0	0	.00	.00	.00	.0%
43703 CERTIFICATE OF DEPOSIT INTERES	100,000	0	100,000	59,687.31	.00	40,312.69	59.7%
TOTAL REVENUES	100,000	0	100,000	59,687.31	.00	40,312.69	
43705 TEXAS CLASS INTEREST	239,400	0	239,400	102,582.09	.00	136,817.91	42.8%
TOTAL REVENUES	239,400	0	239,400	102,582.09	.00	136,817.91	
43707 TEXPOOL INTEREST	40,000	0	40,000	12,860.26	.00	27,139.74	32.2%
TOTAL REVENUES	40,000	0	40,000	12,860.26	.00	27,139.74	
43708 TEXPOOL PRIME INTEREST	50,000	0	50,000	14,697.04	.00	35,302.96	29.4%
TOTAL REVENUES	50,000	0	50,000	14,697.04	.00	35,302.96	
43711 GAIN ON INVESTMENT	0	0	0	.00	.00	.00	.0%
TOTAL REVENUES	0	0	0	.00	.00	.00	
GRAND TOTAL	451,290	0	451,290	202,697.10	.00	248,592.90	44.9%

02/10/2020
15:22:15

TOM GREEN COUNTY
BANK SERVICE CHARGE

PAGE 1
gflxrpt

FROM 2020 01 TO 2020 13

	ORIGINAL APPROP	TRANFRS/ ADJSTMTS	REVISED BUDGET	ACTUALS	ENCUMBRANCES	AVAILABLE BUDGET	PCT USED
70444 BANK SVC CHARGES	35,000	0	35,000	8,606.64	.00	26,393.36	24.6%
TOTAL EXPENSES	35,000	0	35,000	8,606.64	.00	26,393.36	
GRAND TOTAL	35,000	0	35,000	8,606.64	.00	26,393.36	24.6%

02/07/2020 11:04
adam8298

TOM GREEN COUNTY
ACCOUNT SUMMARY TRIAL BALANCE FOR FY20/JAN TO JAN
FUND

P 1
glatrbal

ACCOUNT ACCOUNT NAME	BEG. BALANCE	ORG	DEBITS	CREDITS	NET CHANGE	END BALANCE
0001-00-000-000-0000-11703 - COUNTY CLERK CREDIT CARD	-41.56	0001	36,600.00	31,415.00	5,185.00	5,143.44
0001-00-000-000-0000-11714 - DISTRICT CLERK CREDIT CARD	483.55	0001	12,634.00	12,368.00	266.00	749.55
0001-00-000-000-0000-11715 - JP1 CREDIT CARD CLEARING ACCT	575.20	0001	13,132.80	12,064.00	1,068.80	1,644.00
0001-00-000-000-0000-11716 - JP2 CREDIT CARD CLEARING ACCT	-901.10	0001	121,465.70	103,178.00	18,287.70	17,386.60
0001-00-000-000-0000-11717 - JP3 CREDIT CARD CLEARING ACCT	1,555.70	0001	23,096.50	21,313.00	1,783.50	3,339.20
0001-00-000-000-0000-11718 - JP4 CREDIT CARD CLEARING ACCT	-402.20	0001	18,615.40	13,434.00	5,181.40	4,779.20
0001-00-000-000-0000-11723 - COUNTY CLERK EFILE ACCOUNT	400.00	0001	18,290.00	15,526.00	2,764.00	3,164.00
0001-00-000-000-0000-11724 - DISTRICT CLERK EFILE ACCOUNT	1,008.00	0001	22,418.00	19,274.00	3,144.00	4,152.00
0001-00-000-000-0000-11725 - JP#1 EFILE ACCOUNT	5.00	0001	.00	.00	.00	5.00
0001-00-000-000-0000-11726 - JP#2 EFILE ACCOUNT	5.00	0001	.00	.00	.00	5.00
0001-00-000-000-0000-11727 - JP#3 EFILE ACCOUNT	5.00	0001	.00	.00	.00	5.00
0001-00-000-000-0000-11728 - JP#4 EFILE ACCOUNT	.00	0001	5.00	.00	5.00	5.00
0001-00-000-000-0000-11750 - ACH/WIRE BANK ACCOUNT "IRS"	-31.00	0001	682.00	651.00	31.00	.00
0001-00-000-000-0000-11780 - LIBRARY CREDIT CARD CLEARING	134.83	0001	3,244.58	2,901.61	342.97	477.80
0001-01-000-036-0000-11733 - RESEARCH TX CLEARING - CC	5.00	00010360	.90	.90	.00	5.00
0001-01-000-036-0000-11734 - RESEARCH TX CLEARING - DC	5.00	00010360	2.10	2.10	.00	5.00
TOTALS FOR FUND 0001 GENERAL FUND	2,806.42		270,186.98	232,127.61	38,059.37	40,865.79
REPORT TOTALS	2,806.42		270,186.98	232,127.61	38,059.37	40,865.79

** END OF REPORT - Generated by ADAM NUNEZ **

Bond Indebtedness

TOM GREEN COUNTY INDEBTEDNESS

January 2020 Ending Balance

FUND 087 TAX NOTES SERIES 2009

TAX NOTES, SERIES 2009

2.4970300% (Net Eff Int Rate - Texas Vernon's)

ORIGINAL DEBT ISSUED \$8,350,000.00

TOM GREEN COUNTY INDEBTEDNESS

15 Certificate of Obligation

FUND 089 CERTIFICATE OF OBLIGATION SERIES 2015

3.54075300% (Net Eff Int Rate - Texas Vernon's)

ORIGINAL DEBT ISSUED \$50,000,000.00

PREVIOUS BALANCE OUTSTANDING	PRINCIPAL PAYMENT DUE	CURRENT BALANCE OUTSTANDING	SCHEDULED DUE DATE	
50,000,000.00	\$0.00	50,000,000.00	01-Feb-16	
50,000,000.00	\$0.00	50,000,000.00	01-Feb-17	
50,000,000.00	\$1,365,000.00	48,635,000.00	01-Feb-18	<u>PAID</u>
48,635,000.00	\$1,525,000.00	47,110,000.00	01-Feb-19	<u>PAID</u>
47,110,000.00	\$1,605,000.00	45,505,000.00	01-Feb-20	<u>PAID</u>
45,505,000.00	\$1,690,000.00	43,815,000.00	01-Feb-21	
43,815,000.00	\$1,775,000.00	42,040,000.00	01-Feb-22	
42,040,000.00	\$1,865,000.00	40,175,000.00	01-Feb-23	
40,175,000.00	\$1,940,000.00	38,235,000.00	01-Feb-24	
38,235,000.00	\$2,020,000.00	36,215,000.00	01-Feb-25	
36,215,000.00	\$2,125,000.00	34,090,000.00	01-Feb-26	
34,090,000.00	\$2,235,000.00	31,855,000.00	01-Feb-27	
31,855,000.00	\$2,325,000.00	29,530,000.00	01-Feb-28	
29,530,000.00	\$2,420,000.00	27,110,000.00	01-Feb-29	
27,110,000.00	\$2,520,000.00	24,590,000.00	01-Feb-30	
24,590,000.00	\$2,630,000.00	21,960,000.00	01-Feb-31	
21,960,000.00	\$2,765,000.00	19,195,000.00	01-Feb-32	
19,195,000.00	\$2,880,000.00	16,315,000.00	01-Feb-33	
16,315,000.00	\$2,995,000.00	13,320,000.00	01-Feb-34	
13,320,000.00	\$3,130,000.00	10,190,000.00	01-Feb-35	
10,190,000.00	\$3,270,000.00	6,920,000.00	01-Feb-36	
6,920,000.00	\$3,395,000.00	3,525,000.00	01-Feb-37	
3,525,000.00	\$3,525,000.00	0.00	01-Feb-38	

* PRINCIPAL PAYMENTS DUE ANNUALLY ON THE 1st DAY OF FEBRUARY ACTUALLY PAID EVERY JANUARY

** INTEREST PAYMENTS ARE DUE SEMI-ANNUALLY ON THE 1st DAY OF FEBRUARY AND AUGUST

TOM GREEN COUNTY INDEBTEDNESS

January 2020 Ending Balance

FUND 081 COMBINATION TAX & LIMITED SURPLUS REVENUE CERTIFICATES OF OBLIGATION ,SERIES 2017

Cusip Prefix 889642

PREVIOUS BALANCE OUTSTANDING	PRINCIPAL PAYMENT DUE	CURRENT BALANCE OUTSTANDING	SCHEDULED DUE DATE	
9,515,000.00	\$0.00	9,515,000.00	01-Feb-17	
9,515,000.00	\$170,000.00	9,345,000.00	01-Feb-18 GJ7	<u>PAID</u>
9,345,000.00	\$305,000.00	9,040,000.00	01-Feb-19 GK4	<u>PAID</u>
9,040,000.00	\$310,000.00	8,730,000.00	01-Feb-20 GL2	<u>PAID</u>
8,730,000.00	\$345,000.00	8,385,000.00	01-Feb-21 GM0	
8,385,000.00	\$355,000.00	8,030,000.00	01-Feb-22 GN8	
8,030,000.00	\$365,000.00	7,665,000.00	01-Feb-23 GP3	
7,665,000.00	\$380,000.00	7,285,000.00	01-Feb-24 GQ1	
7,285,000.00	\$395,000.00	6,890,000.00	01-Feb-25 GR9	
6,890,000.00	\$415,000.00	6,475,000.00	01-Feb-26 GS7	
6,475,000.00	\$430,000.00	6,045,000.00	01-Feb-27 GT5	
6,045,000.00	\$445,000.00	5,600,000.00	01-Feb-28 GU2	
5,600,000.00	\$500,000.00	5,100,000.00	01-Feb-29 GV0	
5,100,000.00	\$510,000.00	4,590,000.00	01-Feb-30 GV0	
4,590,000.00	\$525,000.00	4,065,000.00	01-Feb-31 GV0	
4,065,000.00	\$540,000.00	3,525,000.00	01-Feb-32 GV0	
3,525,000.00	\$555,000.00	2,970,000.00	01-Feb-33 GV0	
2,970,000.00	\$570,000.00	2,400,000.00	01-Feb-34 GV0	
2,400,000.00	\$585,000.00	1,815,000.00	01-Feb-35 GV0	
1,815,000.00	\$600,000.00	1,215,000.00	01-Feb-36 GV0	
1,215,000.00	\$615,000.00	600,000.00	01-Feb-37 GV0	
600,000.00	\$600,000.00	0.00	01-Feb-38 GW8	

TOM GREEN COUNTY INDEBTEDNESS

January 2020 Ending Balance

FUND 080 COMBINATION TAX & LIMITED SURPLUS REVENUE CERTIFICATES OF OBLIGATION, SERIES 2018

Cusip NO. Prefix: 889642

MATURITY SCHEDULE
\$7,960,000

\$4,670,000 Serial Certificates

PREVIOUS BALANCE OUTSTANDING	PRINCIPAL AMOUNT DUE	CURRENT BALANCE OUTSTANDING	SCHEDULED DUE DATE	
7,960,000.00	\$0.00	\$7,960,000.00	1-Feb-18	
7,960,000.00	\$160,000.00	\$7,800,000.00	1-Feb-19	GX6 PAID
7,800,000.00	\$250,000.00	\$7,550,000.00	1-Feb-20	GY4 PAID
7,550,000.00	\$265,000.00	\$7,285,000.00	1-Feb-21	GZ1
7,285,000.00	\$275,000.00	\$7,010,000.00	1-Feb-22	HA5
7,010,000.00	\$290,000.00	\$6,720,000.00	1-Feb-23	HB3
6,720,000.00	\$305,000.00	\$6,415,000.00	1-Feb-24	HC1
6,415,000.00	\$320,000.00	\$6,095,000.00	1-Feb-25	HD9
6,095,000.00	\$340,000.00	\$5,755,000.00	1-Feb-26	HE7
5,755,000.00	\$355,000.00	\$5,400,000.00	1-Feb-27	HF4
5,400,000.00	\$375,000.00	\$5,025,000.00	1-Feb-28	HG2
5,025,000.00	\$390,000.00	\$4,635,000.00	1-Feb-29	HH0
4,635,000.00	\$400,000.00	\$4,235,000.00	1-Feb-30	HJ6
4,235,000.00	\$415,000.00	\$3,820,000.00	1-Feb-31	HK3
3,820,000.00	\$430,000.00	\$3,390,000.00	1-Feb-32	HK3
3,390,000.00	\$445,000.00	\$2,945,000.00	1-Feb-33	HK3
2,945,000.00	\$455,000.00	\$2,490,000.00	1-Feb-34	HK3
2,490,000.00	\$470,000.00	\$2,020,000.00	1-Feb-35	HK3
2,020,000.00	\$480,000.00	\$1,540,000.00	1-Feb-36	HK3
1,540,000.00	\$500,000.00	\$1,040,000.00	1-Feb-37	HK3
1,040,000.00	\$510,000.00	\$530,000.00	1-Feb-38	HK3
530,000.00	\$530,000.00	\$0.00	1-Feb-39	HM9

Bank Collateral

