



Dianna Spieker, CIO, CCT
Tom Green County Treasurer

FY 11 Monthly Report
July 2011

THE STATE OF TEXAS ()
COUNTY OF TOM GREEN ()
AFFIDAVIT ()

The Treasurers' Monthly Report includes, but not limited to, money received and disbursed; debts due to (if known) and owed by the county; and all other proceedings in the treasurer's office that pertain to the Financial Standing of Tom Green County. {LGC 114.026(a)(b)}

The Treasurer's Books and the Auditor's General Ledger agree. The Bank Statements have been reconciled; any adjustments have been noted.

Special reports itemizing contributions; monthly yield; and portfolio holdings pertaining to the "Beacon of the Future" fund are included. These reports are typically one month behind the counties reporting period. For county purposes, all contributions are hereby accepted {LGC 81.032 }

The affidavit must state the amount of the cash and other assets that are in the custody of the county treasurer at the time of the examination. {LGC 114.026(d)} **\$21,877,863.67** Month Ending Balance


As a matter of internal accounting procedure, any interest earned that is posted by financial institutions to our accounts on the last business day of the month is not included in the combined statement of receipts and disbursements until the following month. The total amount of deposits in custody as of the date of this report is the amount of deposits per the combined statement of receipts and disbursements plus the interest earned amount on page 5 of this same report.

The Treasurers' Monthly Report has been submitted and the Bank Reconciliation are pending review by Auditor. {LGC 114.026(b)}

All investments are in compliance with both the Public Funds Investment Act and the Tom Green County Investment Policy. The investment strategy is passive, which maintains a liquid cash flow and safety of the investment as priorities. As your Treasurer I keep a watchful eye to ensure that the "return of our principal" takes precedent over the "return on our principal". {GC 2256.023}

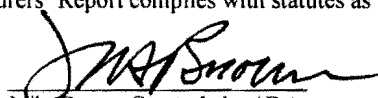
Therefore, Dianna Spieker, County Treasurer of Tom Green County, Texas, who being fully sworn, upon oath says that the within and foregoing report is true and correct to the best of her knowledge.

Filed with accompanying vouchers this 9th day of August, 2011.



Dianna Spieker, Treasurer, Tom Green County / Date


Commissioners' Court having reviewed the Treasurer's Report as presented, having taken reasonable steps to ensure its accuracy and based upon presentations of the Treasurer's Office approve the report, subject to the independent auditor's review and request that it be filed with the official minutes of this meeting. {LGC 114.026(c)}


In addition, the below signatures affirm that the Treasurers' Report complies with statutes as referenced. {LGC 114.026(d)}


Mike Brown, County Judge / Date


Ralph Hoelscher, Comm. Pct. #1 / Date


Aubrey DeCordova, Comm. Pct. #2 / Date


Steve Floyd, Comm. Pct. #3 / Date


Yantis Green, Comm. Pct. #4 / Date

Treasurer's Monthly Report

Prepared by Dianna Spieker, Tom Green County Treasurer

Section 1- Cash Flow

Available Funds Beginning and Ending Month

Page 1

Wells Fargo Bank Collateral

Page 15

Funds the Bank has pledged on behalf of Tom Green County, per the Bank Depository Bid.

Bond Indebtedness

Page 18

Interest & Bank Service Charge

Page 21

Section 2 – Investments Daily and Long Term

Per the Public Funds Investment Act and the Tom Green County Investment Policies, the Investments Report is required on a Quarterly Basis. However, in an effort to keep the Commissioners' Court informed available information is provided on a Monthly basis.

All investments are in compliance with both the Public Funds Investment Act and the Tom Green County Investment Policy. The investment strategy is passive, which maintains a liquid cash flow and safety of the investment as priorities. As your Treasurer I keep a watchful eye to ensure that the "return of our principal" takes precedent over the "return on our principal". {GC 2256.023}

Daily Liquidity Pools - Funds can be deposited and withdrawn on a daily basis

Texas Class

Page 22

Texpool/Texpool Prime *not available*

Page —

Certificates of Deposit

Page 27

Capital Campaign Funds (Library)

Beacon of the Future Report for the month of *not available*

Page —

Investments -Funds are not immediately available – must wait until maturity or sell the item to access the funds

Security Report

Page —

Trollinger Investments

Page 31

Summary of Monies Held by Treasurer Spieker

#	FUND	Previous Month	Current Month	Difference
		TOTAL	TOTAL	
001	GENERAL	\$13,096,651.53	\$12,335,295.94	(\$761,355.59)
005	R&B #1&3	\$171,455.57	\$123,707.10	(\$47,748.47)
006	R&B #2&4	\$297,853.14	\$258,820.60	(\$39,032.54)
009	CAFE	\$10,143.50	\$9,528.83	(\$614.67)
010	CO. LAW LIBR.	\$13,316.30	\$15,239.74	\$1,923.44
011	ZP-CAFÉ	\$2,500.00	\$2,500.00	\$0.00
012	JCTF	\$94,760.64	\$95,743.63	\$982.99
013	DC TECH	\$13,928.29	\$14,755.07	\$826.78
015	LIBR DONATE	\$188,199.26	\$188,188.78	(\$10.48)
016	RECORDS MGT-DC	\$13,947.26	\$14,781.89	\$834.63
017	DC/RM	\$91,366.24	\$93,670.82	\$2,304.58
018	CRTHSE SEC	\$90,639.16	\$94,219.27	\$3,580.11
019	CC/RM	\$247,560.23	\$247,286.32	(\$273.91)
020	LIBR MISC	\$119,337.42	\$119,900.93	\$563.51
021	CIP DONATE	\$4,893.37	\$4,856.06	(\$37.31)
022	BATES	\$80,709.57	\$80,712.72	\$3.15
023	DIST/COUNTY TECH	\$4,419.41	\$4,668.40	\$248.99
026	SPEC REV TRIALS	\$189,910.00	\$189,910.00	\$0.00
027	TCDP	\$0.00	\$0.00	\$0.00
030	CC PRESERV	\$112,719.74	\$120,520.93	\$7,801.19
031	CC	\$24,317.94	\$24,900.86	\$582.92
032	CC ARCHIVE	\$278,167.25	\$274,534.82	(\$3,632.43)
035	Child Abuse	\$1,112.50	\$1,253.72	\$141.22
036	Third Crt of Appeals	\$670.00	\$777.62	\$107.62
037	Justice Security	\$30,250.83	\$30,647.75	\$396.92
038	WASTEWATER	\$2,330.00	\$1,980.00	(\$350.00)
041	CA-Pretrial	\$144,593.02	\$142,865.40	(\$1,727.62)

Summary of Monies Held by Treasurer Spieker

043	DA-Pretrial	\$8,800.00	\$11,800.00	\$3,000.00
045	County Attorney Hot Check	\$56,774.05	\$56,868.09	\$94.04
047	JURY DONATE	\$480.01	\$0.00	(\$480.01)
048	ELECT CNTRCT	\$171,361.77	\$175,173.84	\$3,812.07
049	JE/CO JUDGE	\$5,281.85	\$5,527.08	\$245.23
050	51ST D.A. ST	\$3,475.25	\$2,504.42	(\$970.83)
051	LATERAL RDS	\$24,969.81	\$24,971.21	\$1.40
052	51ST D.A.	\$71,477.82	\$71,798.10	\$320.28
055	119TH DA ST	\$9,266.25	\$9,266.60	\$0.35
056	STATE FEES-CIVIL	\$100,756.26	\$34,315.64	(\$66,440.62)
057	119TH DA DPS	\$98.49	\$98.49	\$0.00
058	119TH DA SPEC	\$27,166.86	\$29,171.63	\$2,004.77
062	AIC/CHAP PROGRAM	\$106,257.49	\$76,203.57	(\$30,053.92)
063	TAIP/CSC GRNT	\$59,957.14	\$20,868.24	(\$39,088.90)
064	D.T.P.	\$18,396.05	\$10,298.81	(\$8,097.24)
065	CSCD	\$216,027.02	\$156,113.42	(\$59,913.60)
066	CRTC	\$872,030.72	\$644,540.33	(\$227,490.39)
067	CCP	\$54,277.36	\$30,564.80	(\$23,712.56)
068	Diversion Program	\$36,373.31	\$25,457.27	(\$10,916.04)
069	SUB. ABUSE	\$12,604.74	\$5,925.83	(\$6,678.91)
071	ST & MPL FEES	\$20,566.93	\$20,373.72	(\$193.21)
072	CCC	\$228,818.15	\$65,067.85	(\$163,750.30)
073	GRAFFITI	\$500.73	\$500.77	\$0.04
074	YFZ COURT	\$1,172.96	\$1,173.00	\$0.04
075	V.C.S.O.	\$8,630.62	\$8,993.51	\$362.89
077	Unclaimed Property	\$20,675.82	\$20,658.48	(\$17.34)
082	JUDICIAL-Dist/JP	\$35,411.56	\$35,824.80	\$413.24
083	JUDICIAL-CCL's	\$2,419.79	\$3,643.90	\$1,224.11
085	SUBDIVISION 1/3	\$0.00	\$0.00	\$0.00
086	SUBDIVISION 2/4	\$16,764.70	\$16,765.35	\$0.65
087	09 TAN IS	\$115,695.95	\$7,388.32	(\$108,307.63)

Summary of Monies Held by Treasurer Spieker

088	09 TAN Construction	\$2,937,556.16	\$2,667,624.17	(\$269,931.99)
091	2008 GNOB IS	\$140,845.82	\$130,402.58	(\$10,443.24)
092	07 TAN	\$44,837.82	\$44,839.57	\$1.75
093	Tan 07 IS	\$37,259.79	\$5,651.49	(\$31,608.30)
094	EFTPS	\$0.00	\$0.00	\$0.00
095	PAYROLL	\$7,109.91	\$11,746.95	\$4,637.04
096	C@L EXCESS	\$9,931.45	\$9,931.85	\$0.40
097	LEOSE/Sheriff	\$1,807.15	\$1,924.54	\$117.39
098	CRSFF	\$2,410.91	\$2,722.68	\$311.77
100	CA LEOSE	\$1,082.66	\$1,082.70	\$0.04
102	Const 1 LEOSE	\$1,301.51	\$1,301.56	\$0.05
103	Const 2 LEOSE	\$4,729.30	\$4,729.48	\$0.18
104	Const 3 LEOSE	\$2,940.84	\$2,940.95	\$0.11
105	Const 4 LEOSE	\$3,951.52	\$3,951.67	\$0.15
107	Aftercare	\$10,046.48	\$326.82	(\$9,719.66)
108	Caseload	\$21,004.74	\$14,636.74	(\$6,368.00)
109	TCOMI	\$22,869.96	\$13,104.47	(\$9,765.49)
110	JDPF	\$36,706.13	\$36,867.43	\$161.30
111	CJ EXCESS	\$5,577.50	\$5,485.72	(\$91.78)
113	CERT	\$168.42	\$168.43	\$0.01
114	Child Safety	\$24,922.68	\$22,352.29	(\$2,570.39)
115	TCOOMMI	\$0.00	\$0.00	\$0.00
116	CRTC-Female	\$1,418,512.18	\$1,135,067.85	(\$283,444.33)
201	Loanstar Libr	\$4,408.28	\$3,814.82	(\$593.46)
202	Trollinger Fund/204	\$17,859.51	\$23,689.73	\$5,830.22
301	Landscape	\$17.42	\$17.42	\$0.00
401	Sheriff	\$12,795.58	\$12,408.85	(\$386.73)
500	State Aid/Regional	\$23,290.57	\$16,694.06	(\$6,596.51)
501	Sal Adj-Reg	\$485.46	\$480.36	(\$5.10)
502	Com Cor/Reg State	\$10,629.78	\$11,517.41	\$887.63
503	Com Cor/Reg	\$51,877.17	\$59,847.93	\$7,970.76

Summary of Monies Held by Treasurer Spieker

504	IV-E Prog Reg	\$134,515.42	\$134,520.21	\$4.79
505	Grant X/Regional	\$1,976.00	\$2,495.00	\$519.00
506	PSJPO/Reg	\$2,297.40	\$2,297.14	(\$0.26)
508	PSJPO/REG/123	\$11,305.00	\$11,305.00	\$0.00
509	PY INT/Reg	\$11,316.39	\$11,320.77	\$4.38
510	GRANT H REG	\$2,167.24	\$1,216.84	(\$950.40)
514	GRANT C REG	\$11,459.00	\$0.00	(\$11,459.00)
581	GRANT H TGC	\$15,875.03	\$21,746.03	\$5,871.00
582	TYC	\$113,585.11	\$114,503.11	\$918.00
583	IV-E Program	\$1,006,756.91	\$1,009,555.82	\$2,798.91
584	Post Adj	\$101.54	\$101.54	\$0.00
585	Grant X	(\$9,292.00)	\$6,042.00	\$15,334.00
586	State Aid	\$56,021.13	\$43,491.17	(\$12,529.96)
587	Comm Corr	\$124,402.14	\$113,158.07	(\$11,244.07)
588	Sal Adj	\$16,002.50	\$14,951.39	(\$1,051.11)
592	PS JPO	\$11,017.96	\$11,941.53	\$923.57
593	PS ISJPO	\$2,209.00	\$2,208.50	(\$0.50)
594	GRANT C CCDP	\$22,871.90	\$24,019.90	\$1,148.00
599	PY INTEREST	\$46,210.77	\$46,223.87	\$13.10
600	Mandated	\$30,454.02	\$30,457.48	\$3.46
613	DA Grants	(\$3,304.65)	(\$3,130.83)	\$173.82
625	CA Grants	(\$1,710.97)	(\$1,710.97)	\$0.00
650	Constable Grants	(\$20,651.82)	(\$40,832.67)	(\$20,180.85)
654	Sheriff Grants	(\$6,386.17)	(\$3,703.03)	\$2,683.14
665	CSCD Grants	\$0.00	\$0.00	\$0.00
680	Beacon for Future	\$70,947.73	\$56,221.78	(\$14,725.95)
699	Misc Block Grants	(\$50,044.25)	(\$38,990.77)	\$11,053.48

TOTAL	\$24,089,280.66	\$21,877,863.67	(\$2,211,416.99)
-------	-----------------	-----------------	------------------

Summary of Monies Held by Treasurer Spieker

Oper Plus Investments	17,767,555.20		
Bond Plus Investments	143,442.39		
Café	9,528.83		
ZP	2,500.00		
Fort	113,477.07		
JUV	1,696,505.08		
CSCD	2,133,108.15		
Payl	11,746.95		
Grant	0.00		
Wire	0.00		
	21,877,863.67	0.00	0.00

Detailed by Type Monies Held by Treasurer Spieker

Previous Month Ending Balance June 2011

#	FUND	Wells Fargo	Texas Class	CD's	Texpool	Texprime	TOTAL
001	GENERAL	(\$356,565.80)	\$3,782,345.22		\$4,008,635.37	\$5,662,236.74	\$13,096,651.53
005	R&B #1&3	\$834.49	\$170,621.08				\$171,455.57
006	R&B #2&4	(\$12,568.55)	\$310,421.69				\$297,853.14
009	CAFE	\$10,143.50					\$10,143.50
010	CO. LAW LIBR.	\$4,912.44	\$8,403.86				\$13,316.30
011	ZP-CAFÉ	\$2,500.00					\$2,500.00
012	JCTF	\$4,479.75	\$90,280.89				\$94,760.64
013	DC TECH	\$2,730.62	\$11,197.67				\$13,928.29
015	LIBR DONATE	\$188,199.26					\$188,199.26
016	RECORDS MGT-DC	\$1,680.48	\$12,266.78				\$13,947.26
017	DC/RM	\$7,465.10	\$83,901.14				\$91,366.24
018	CRTHSE SEC	\$9,405.65	\$81,233.51				\$90,639.16
019	CC/RM	\$2,459.40	\$245,100.83				\$247,560.23
020	LIBR MISC	\$12,902.53	\$106,434.89				\$119,337.42
021	CIP DONATE	\$4,893.37					\$4,893.37
022	BATES	\$80,709.57					\$80,709.57
023	DIST/COUNTY TECH	\$4,419.41					\$4,419.41
026	SPEC REV TRIALS	\$910.00	\$189,000.00				\$189,910.00
027	TCDP	\$0.00					\$0.00
030	CC PRESERV	\$15,561.47	\$97,158.27				\$112,719.74
031	CC	\$1,874.62	\$22,443.32				\$24,317.94
032	CC ARCHIVE	(\$18,402.80)	\$296,570.05				\$278,167.25
035	Child Abuse	\$1,112.50					\$1,112.50
036	Third Crt of Appeals	\$670.00					\$670.00
037	Justice Security	\$1,782.13	\$28,468.70				\$30,250.83
038	WASTEWATER	\$710.00	\$1,620.00				\$2,330.00
041	CA-Pretrial	\$26,887.78	\$117,705.24				\$144,593.02
043	DA-Pretrial	\$8,800.00					\$8,800.00
045	CO ATTY	\$25,184.34	\$31,589.71				\$56,774.05
047	JURY DONATE	\$480.01					\$480.01
048	ELECT CNTRCT	\$171,361.77					\$171,361.77
049	JE/CO JUDGE	\$5,281.85					\$5,281.85
050	51ST D.A. ST	\$3,475.25					\$3,475.25
051	LATERAL RDS	\$24,969.81					\$24,969.81
052	51ST D.A.	\$71,477.82					\$71,477.82
055	119TH DA ST	\$9,266.25					\$9,266.25
056	STATE FEES-CIVIL	\$91,976.26	\$8,780.00				\$100,756.26
057	119TH DA DPS	\$98.49					\$98.49
058	119TH DA SPEC	\$27,166.86					\$27,166.86
062	AIC/CHAP PROGRAM	\$106,257.49					\$106,257.49
063	TAIP/CSC GRNT	\$59,957.14					\$59,957.14
064	D.T.P.	\$18,396.05					\$18,396.05
065	CSCD	\$216,027.02					\$216,027.02
066	CRTC	\$872,030.72					\$872,030.72
067	CCP	\$54,277.36					\$54,277.36
068	Diversion Program	\$36,373.31					\$36,373.31
069	SUB. ABUSE	\$12,604.74					\$12,604.74
071	ST & MPL FEES	\$20,566.93					\$20,566.93
072	CCC	\$219,632.06	\$9,186.09				\$228,818.15
073	GRAFFITI	\$500.73					\$500.73
074	YFZ COURT	\$1,172.96					\$1,172.96
075	V.C.S.O.	\$8,630.62					\$8,630.62
077	Unclaimed Property	\$1,561.89	\$19,113.93				\$20,675.82

Detailed by Type Monies Held by Treasurer Spieker

082	JUDICIAL-Dist/JP	\$35,411.56				\$35,411.56
083	JUDICIAL-CCL's	\$2,419.79				\$2,419.79
085	SUBDIVISION 1/3	\$0.00				\$0.00
086	SUBDIVISION 2/4	\$16,764.70				\$16,764.70
087	09 TAN IS	\$115,695.95				\$115,695.95
088	09 TAN Construction	\$376,399.08	\$546.95	\$2,560,610.13		\$2,937,556.16
091	2008 GNOB IS	\$140,845.82				\$140,845.82
092	07 TAN	\$44,837.82				\$44,837.82
093	Tan 07 IS	\$37,259.79				\$37,259.79
094	EFTPS	\$0.00				\$0.00
095	PAYROLL	\$7,109.91				\$7,109.91
096	C@L EXCESS	\$9,931.45				\$9,931.45
097	LEOSE/Sheriff	\$1,807.15				\$1,807.15
098	CRSFF	\$2,410.91				\$2,410.91
100	CA LEOSE	\$1,082.66				\$1,082.66
102	Const 1 LEOSE	\$1,301.51				\$1,301.51
103	Const 2 LEOSE	\$4,729.30				\$4,729.30
104	Const 3 LEOSE	\$2,940.84				\$2,940.84
105	Const 4 LEOSE	\$3,951.52				\$3,951.52
107	Aftercare	\$10,046.48				\$10,046.48
108	Caseload	\$21,004.74				\$21,004.74
109	TCOMI	\$22,869.96				\$22,869.96
110	JDPF	\$36,706.13				\$36,706.13
111	CJ EXCESS	\$5,577.50				\$5,577.50
113	CERT	\$168.42				\$168.42
114	Child Safety	\$24,922.68				\$24,922.68
115	TCOOMMI	\$0.00				\$0.00
116	CRTC-Female	\$1,418,512.18				\$1,418,512.18
201	Loanstar Libr	\$4,408.28				\$4,408.28
202	Trollinger Fund/204	\$17,859.51				\$17,859.51
301	Landscape	\$17.42				\$17.42
401	Sheriff	\$12,795.58				\$12,795.58
500	State Aid/Regional	\$23,290.57				\$23,290.57
501	Sal Adj-Reg	\$485.46				\$485.46
502	Com Cor/Reg State	\$10,629.78				\$10,629.78
503	Com Cor/Reg	\$51,877.17				\$51,877.17
504	IV-E Prog Reg	\$134,515.42				\$134,515.42
505	Grant X/Regional	\$1,976.00				\$1,976.00
506	PSJPO/Reg	\$2,297.40				\$2,297.40
508	PSJPO/REG/123	\$11,305.00				\$11,305.00
509	PY INT/Reg	\$11,316.39				\$11,316.39
510	GRANT H REG	\$2,167.24				\$2,167.24
514	GRANT C REG	\$11,459.00				\$11,459.00
581	GRANT H TGC	\$15,875.03				\$15,875.03
582	TYC	\$113,585.11				\$113,585.11
583	IV-E Program	\$1,006,756.91				\$1,006,756.91
584	Post Adj	\$101.54				\$101.54
585	Grant X	(\$9,292.00)				(\$9,292.00)
586	State Aid	\$56,021.13				\$56,021.13
587	Comm Corr	\$124,402.14				\$124,402.14
588	Sal Adj	\$16,002.50				\$16,002.50
592	PS JPO	\$11,017.96				\$11,017.96
593	PS ISJPO	\$2,209.00				\$2,209.00
594	GRANT C CCDP	\$22,871.90				\$22,871.90
599	PY INTEREST	\$46,210.77				\$46,210.77
600	Mandated	\$30,454.02				\$30,454.02
613	DA Grants	(\$3,304.65)				(\$3,304.65)

Detailed by Type Monies Held by Treasurer Spieker

625	CA Grants	(\$1,710.97)						(\$1,710.97)
650	Constable Grants	(\$20,651.82)						(\$20,651.82)
654	Sheriff Grants	(\$6,386.17)						(\$6,386.17)
665	CSCD Grants	\$0.00						\$0.00
680	Beacon for Future	\$70,947.73						\$70,947.73
699	Misc Block Grants	(\$50,044.25)						(\$50,044.25)
TOTAL		\$6,133,408.60	\$5,724,389.82	\$2,560,610.13	\$4,008,635.37	\$5,662,236.74	\$24,089,280.66	\$24,089,280.66

Detailed by Type Monies Held by Treasurer Spieker

Current Month Ending Balance July 2011

#	FUND	Wells Fargo	Texas Class	CD's	Texpool	Texprime	TOTAL
001	GENERAL	\$640,018.38	\$2,023,552.06		\$4,008,896.74	\$5,662,828.76	\$12,335,295.94
005	R&B #1&3	\$123,664.35	\$42.75				\$123,707.10
006	R&B #2&4	\$258,758.64	\$61.96				\$258,820.60
009	CAFE	\$9,528.83					\$9,528.83
010	CO. LAW LIBR.	\$15,234.81	\$4.93				\$15,239.74
011	ZP-CAFÉ	\$2,500.00					\$2,500.00
012	JCTF	\$95,651.27	\$92.36				\$95,743.63
013	DC TECH	\$14,655.98	\$99.09				\$14,755.07
015	LIBR DONATE	\$188,188.78					\$188,188.78
016	RECORDS MGT-DC	\$14,713.55	\$68.34				\$14,781.89
017	DC/RM	\$93,659.02	\$11.80				\$93,670.82
018	CRTHSE SEC	\$94,175.44	\$43.83				\$94,219.27
019	CC/RM	\$247,254.36	\$31.96				\$247,286.32
020	LIBR MISC	\$119,852.52	\$48.41				\$119,900.93
021	CIP DONATE	\$4,856.06					\$4,856.06
022	BATES	\$80,712.72					\$80,712.72
023	DIST/COUNTY TECH	\$4,668.40					\$4,668.40
026	SPEC REV TRIALS	\$189,910.00	\$0.00				\$189,910.00
027	TCDP	\$0.00					\$0.00
030	CC PRESERV	\$120,450.32	\$70.61				\$120,520.93
031	CC	\$24,854.69	\$46.17				\$24,900.86
032	CC ARCHIVE	\$274,527.11	\$7.71				\$274,534.82
035	Child Abuse	\$1,253.72					\$1,253.72
036	Third Crt of Appeals	\$777.62					\$777.62
037	Justice Security	\$30,575.43	\$72.32				\$30,647.75
038	WASTEWATER	\$1,960.00	\$20.00				\$1,980.00
041	CA-Pretrial	\$142,845.21	\$20.19				\$142,865.40
043	DA-Pretrial	\$11,800.00					\$11,800.00
045	CO ATTY	\$56,774.37	\$93.72				\$56,868.09
047	JURY DONATE	\$0.00					\$0.00
048	ELECT CNTRCT	\$175,173.84					\$175,173.84
049	JE/CO JUDGE	\$5,527.08					\$5,527.08
050	51ST D.A. ST	\$2,504.42					\$2,504.42
051	LATERAL RDS	\$24,971.21					\$24,971.21
052	51ST D.A.	\$71,798.10					\$71,798.10
055	119TH DA ST	\$9,266.60					\$9,266.60
056	STATE FEES-CIVIL	\$34,235.64	\$80.00				\$34,315.64
057	119TH DA DPS	\$98.49					\$98.49
058	119TH DA SPEC	\$29,171.63					\$29,171.63
062	AIC/CHAP PROGRAM	\$76,203.57					\$76,203.57
063	TAIP/CSC GRNT	\$20,868.24					\$20,868.24
064	D.T.P.	\$10,298.81					\$10,298.81
065	CSCD	\$156,113.42					\$156,113.42
066	CRTC	\$644,540.33					\$644,540.33
067	CCP	\$30,564.80					\$30,564.80
068	Diversion Program	\$25,457.27					\$25,457.27
069	SUB. ABUSE	\$5,925.83					\$5,925.83
071	ST & MPL FEES	\$20,373.72					\$20,373.72
072	CCC	\$64,981.76	\$86.09				\$65,067.85
073	GRAFFITI	\$500.77					\$500.77
074	YFZ COURT	\$1,173.00					\$1,173.00
075	V.C.S.O.	\$8,993.51					\$8,993.51
077	Unclaimed Property	\$20,642.12	\$16.36				\$20,658.48

Detailed by Type Monies Held by Treasurer Spieker

082	JUDICIAL-Dist/JP	\$35,824.80				\$35,824.80
083	JUDICIAL-CCL's	\$3,643.90				\$3,643.90
085	SUBDIVISION 1/3	\$0.00				\$0.00
086	SUBDIVISION 2/4	\$16,765.35				\$16,765.35
087	09 TAN IS	\$7,388.32				\$7,388.32
088	09 TAN Construction	\$2,105,319.31	\$0.00	\$562,304.86		\$2,667,624.17
091	2008 GNOB IS	\$130,402.58				\$130,402.58
092	07 TAN	\$44,839.57				\$44,839.57
093	Tan 07 IS	\$5,651.49				\$5,651.49
094	EFTPS	\$0.00				\$0.00
095	PAYROLL	\$11,746.95				\$11,746.95
096	C@L EXCESS	\$9,931.85				\$9,931.85
097	LEOSE/Sheriff	\$1,924.54				\$1,924.54
098	CRSFF	\$2,722.68				\$2,722.68
100	CA LEOSE	\$1,082.70				\$1,082.70
102	Const 1 LEOSE	\$1,301.56				\$1,301.56
103	Const 2 LEOSE	\$4,729.48				\$4,729.48
104	Const 3 LEOSE	\$2,940.95				\$2,940.95
105	Const 4 LEOSE	\$3,951.67				\$3,951.67
107	Aftercare	\$326.82				\$326.82
108	Caseload	\$14,636.74				\$14,636.74
109	TCOMI	\$13,104.47				\$13,104.47
110	JDPF	\$36,867.43				\$36,867.43
111	CJ EXCESS	\$5,485.72				\$5,485.72
113	CERT	\$168.43				\$168.43
114	Child Safety	\$22,352.29				\$22,352.29
115	TCOOMMI	\$0.00				\$0.00
116	CRTC-Female	\$1,135,067.85				\$1,135,067.85
201	Loanstar Libr	\$3,814.82				\$3,814.82
202	Trollinger Fund/204	\$23,689.73				\$23,689.73
301	Landscape	\$17.42				\$17.42
401	Sheriff	\$12,408.85				\$12,408.85
500	State Aid/Regional	\$16,694.06				\$16,694.06
501	Sal Adj-Reg	\$480.36				\$480.36
502	Com Cor/Reg State	\$11,517.41				\$11,517.41
503	Com Cor/Reg	\$59,847.93				\$59,847.93
504	IV-E Prog Reg	\$134,520.21				\$134,520.21
505	Grant X/Regional	\$2,495.00				\$2,495.00
506	PSJPO/Reg	\$2,297.14				\$2,297.14
508	PSJPO/REG/123	\$11,305.00				\$11,305.00
509	PY INT/Reg	\$11,320.77				\$11,320.77
510	GRANT H REG	\$1,216.84				\$1,216.84
514	GRANT C REG	\$0.00				\$0.00
581	GRANT H TGC	\$21,746.03				\$21,746.03
582	TYC	\$114,503.11				\$114,503.11
583	IV-E Program	\$1,009,555.82				\$1,009,555.82
584	Post Adj	\$101.54				\$101.54
585	Grant X	\$6,042.00				\$6,042.00
586	State Aid	\$43,491.17				\$43,491.17
587	Comm Corr	\$113,158.07				\$113,158.07
588	Sal Adj	\$14,951.39				\$14,951.39
592	PS JPO	\$11,941.53				\$11,941.53
593	PS ISJPO	\$2,208.50				\$2,208.50
594	GRANT C CCDP	\$24,019.90				\$24,019.90
599	PY INTEREST	\$46,223.87				\$46,223.87
600	Mandated	\$30,457.48				\$30,457.48
613	DA Grants	(\$3,130.83)				(\$3,130.83)

10

Detailed by Type Monies Held by Treasurer Spieker

625	CA Grants	(\$1,710.97)					(\$1,710.97)
650	Constable Grants	(\$40,832.67)					(\$40,832.67)
654	Sheriff Grants	(\$3,703.03)					(\$3,703.03)
665	CSCD Grants	\$0.00					\$0.00
680	Beacon for Future	\$56,221.78					\$56,221.78
699	Misc Block Grants	(\$38,990.77)					(\$38,990.77)
TOTAL		\$9,619,262.65	\$2,024,570.66	\$562,304.86	\$4,008,896.74	\$5,662,828.76	\$21,877,863.67
							\$21,877,863.67

11

Detailed by Type Monies Held by Treasurer Spieker

#	FUND	Inc/Dec	
001	GENERAL	(\$761,355.59)	\$863,493.69
005	R&B #1&3	(\$47,748.47)	\$23,978.15
006	R&B #2&4	(\$39,032.54)	\$26,429.45
009	CAFE	(\$614.67)	\$10,430.63
010	CO. LAW LIBR.	\$1,923.44	\$4,509.69
011	ZP-CAFÉ	\$0.00	\$2,500.00
012	JCTF	\$982.99	\$3,120.93
013	DC TECH	\$826.78	\$2,170.56
015	LIBR DONATE	(\$10.48)	\$184,867.06
016	RECORDS MGT-DC	\$834.63	\$1,532.95
017	DC/RM	\$2,304.58	\$5,732.53
018	CRTHSE SEC	\$3,580.11	\$3,967.89
019	CC/RM	(\$273.91)	\$1,944.12
020	LIBR MISC	\$563.51	\$8,218.64
021	CIP DONATE	(\$37.31)	\$4,826.83
022	BATES	\$3.15	\$80,706.74
023	DIST/COUNTY TECH	\$248.99	\$4,067.03
026	SPEC REV TRIALS	\$0.00	\$910.00
027	TCDP	\$0.00	\$0.00
030	CC PRESERV	\$7,801.19	\$9,414.09
031	CC	\$582.92	\$1,354.58
032	CC ARCHIVE	(\$3,632.43)	\$6,427.55
035	Child Abuse	\$141.22	\$1,006.47
036	Third Crt of Appeals	\$107.62	\$1,007.72
037	Justice Security	\$396.92	\$933.31
038	WASTEWATER	(\$350.00)	\$550.00
041	CA-Pretrial	(\$1,727.62)	\$23,235.70
041	CA-Pretrial	\$3,000.00	\$4,300.00
045	CO ATTY	\$94.04	\$24,236.71
047	JURY DONATE	(\$480.01)	\$0.00
048	ELECT CNTRCT	\$3,812.07	\$176,053.74
049	JE/CO JUDGE	\$245.23	\$6,036.56
050	51ST D.A. ST	(\$970.83)	\$3,944.96
051	LATERAL RDS	\$1.40	\$41,288.52
052	51ST D.A.	\$320.28	\$72,046.99
055	119TH DA ST	\$0.35	\$8,629.94
056	STATE FEES-CIVIL	(\$66,440.62)	\$61,631.74
057	119TH DA DPS	\$0.00	\$98.49
058	119TH DA SPEC	\$2,004.77	\$27,737.62
062	AIC/CHAP PROGRAM	(\$30,053.92)	\$53,646.11
063	TAIP/CSC GRNT	(\$39,088.90)	\$20,772.63
064	D.T.P.	(\$8,097.24)	\$9,121.16
065	CSCD	(\$59,913.60)	\$83,974.94
066	CRTC	(\$227,490.39)	\$505,989.03
067	CCP	(\$23,712.56)	\$4,203.68
068	Diversion Program	(\$10,916.04)	\$17,128.12
069	SUB. ABUSE	(\$6,678.91)	4/82.37
071	ST & MPL FEES	(\$193.21)	\$13,975.75
072	CCC	(\$163,750.30)	\$99,059.56
073	GRAFFITI	\$0.04	\$998.80
074	YFZ COURT	\$0.04	\$1,142.92
075	V.C.S.O.	\$362.89	\$8,505.46
077	Unclaimed Property	(\$17.34)	\$1,469.13

Detailed by Type Monies Held by Treasurer Spieker

082	JUDICIAL-Dist/JP	\$413.24	\$35,647.29
083	JUDICIAL-CCL's	\$1,224.11	\$3,356.82
085	SUBDIVISION 1/3	\$0.00	\$0.00
086	SUBDIVISION 2/4	\$0.65	\$16,764.11
087	09 TAN IS	(\$108,307.63)	\$113,447.87
088	09 TAN Construction	(\$269,931.99)	\$60,443.62
091	2008 GNOB IS	(\$10,443.24)	\$112,326.04
092	07 TAN	\$1.75	\$44,836.25
093	Tan 07 IS	(\$31,608.30)	\$35,972.52
094	EFTPS	\$0.00	\$0.00
095	PAYROLL	\$4,637.04	\$6,361.28
096	C@L EXCESS	\$0.40	\$10,387.62
097	LEOSE/Sheriff	\$117.39	\$1,807.05
098	CRSFF	\$311.77	\$2,215.49
100	CA LEOSE	\$0.04	\$1,082.62
102	Const 1 LEOSE	\$0.05	\$1,301.46
103	Const 2 LEOSE	\$0.18	\$4,729.13
104	Const 3 LEOSE	\$0.11	\$2,940.74
105	Const 4 LEOSE	\$0.15	\$3,951.21
107	Aftercare	(\$9,719.66)	\$243.97
108	Caseload	(\$6,368.00)	\$8,764.60
109	TCOMI	(\$9,765.49)	\$3,626.56
110	JDPF	\$161.30	\$36,559.78
111	CJ EXCESS	(\$91.78)	\$5,619.30
113	CERT	\$0.01	\$168.41
114	Child Safety	(\$2,570.39)	\$23,116.07
115	TCOOMMI	\$0.00	\$0.00
116	CRTC-Female	(\$283,444.33)	\$813,181.49
201	Loanstar Libr	(\$593.46)	\$8,522.39
202	Trollinger Fund/204	\$5,830.22	\$15,807.71
301	Landscape	\$0.00	\$17.42
401	Sheriff	(\$386.73)	\$12,795.02
500	State Aid/Regional	(\$6,596.51)	\$21,282.60
501	Sal Adj-Reg	(\$5.10)	\$490.56
502	Com Cor/Reg State	\$887.63	\$9,737.41
503	Com Cor/Reg	\$7,970.76	\$51,646.41
504	IV-E Prog Reg	\$4.79	\$134,510.44
505	Grant X/Regional	\$519.00	\$196.00
506	PSJPO/Reg	(\$0.26)	\$2,296.66
508	PSJPO/REG/123	\$0.00	\$11,305.00
509	PY INT/Reg	\$4.38	\$11,311.76
510	GRANT H REG	(\$950.40)	\$10,224.00
514	GRANT C REG	(\$11,459.00)	\$10,417.00
581	GRANT H TGC	\$5,871.00	\$28,321.53
582	TYC	\$918.00	\$113,585.11
583	IV-E Program	\$2,798.91	\$1,009,164.85
584	Post Adj	\$0.00	\$101.54
585	Grant X	\$15,334.00	(\$9,292.00)
586	State Aid	(\$12,529.96)	\$53,536.16
587	Comm Corr	(\$11,244.07)	\$116,844.32
588	Sal Adj	(\$1,051.11)	\$15,288.08
592	PS JPO	\$923.57	\$11,538.01
593	PS ISJPO	(\$0.50)	\$2,208.50
594	GRANT C CCDP	\$1,148.00	\$20,833.00
599	PY INTEREST	\$13.10	\$46,197.37
600	Mandated	\$3.46	\$28,696.06
613	DA Grants	\$173.82	(\$3,130.85)

13

Detailed by Type Monies Held by Treasurer Spieker

625	CA Grants	\$0.00	(\$1,710.97)
650	Constable Grants	(\$20,180.85)	(\$152.96)
654	Sheriff Grants	\$2,683.14	(\$4,206.89)
665	CSCD Grants	\$0.00	\$0.00
680	Beacon for Future	(\$14,725.95)	\$138,409.33
699	Misc Block Grants	\$11,053.48	(\$48,260.20)
TOTAL		(\$2,211,416.99)	
		(\$2,211,416.99)	



BNY MELLON

Broker/Dealer Services
One Wall Street, Fourth Floor
New York, NY 10286

Date: 07/25/11

000538 XBGSC701

ATTN: DIANNA SPIEKER - TREASURER
TOM GREEN COUNTY
112 W BEAUREGARD
SAN ANGELO TX 76903

Account Id: WEL487

Tax Id Number: 756001184

This advice is supplied as part of the Tri-Party Collateral agreement among the Customer, Wells Fargo Bank N.A. and The Bank of New York. Any questions should be directed to Paul Messina, Vice President, BDS/Tri-Party Services, (212)635-4816.

As agent we confirm the following collateralized deposit information received from Wells Fargo Bank N.A. as of close of business on each of the following listed days.

The collateral segregated on your behalf is as follows:

DATE:07/19/11 Total Deposits As of 07/18/11: \$100,000.00 Margin %: 16,907.57

CUSIP	DESCRIPTION	QUANTITY	MARKET VALUE
31412TPH0 FNMA FNMS 5.500% 06/01/38		14,687,810.00	7,013,686.64
31414DJB3 FNMA FNMS 5.500% 05/01/38		19,815,000.00	9,893,879.37
TOTAL MKT VALUE			16,907,566.00

DATE:07/20/11 Total Deposits As of 07/19/11: \$100,000.00 Margin %: 16,911.34

CUSIP	DESCRIPTION	QUANTITY	MARKET VALUE
31412TPH0 FNMA FNMS 5.500% 06/01/38		14,687,810.00	7,015,250.47
31414DJB3 FNMA FNMS 5.500% 05/01/38		19,815,000.00	9,896,085.39
TOTAL MKT VALUE			16,911,335.86

DATE:07/21/11 Total Deposits As of 07/20/11: \$100,000.00 Margin %: 16,919.99

CUSIP	DESCRIPTION	QUANTITY	MARKET VALUE
31412TPH0 FNMA FNMS 5.500% 06/01/38		14,687,810.00	7,018,838.81
31414DJB3 FNMA FNMS 5.500% 05/01/38		19,815,000.00	9,901,147.29
TOTAL MKT VALUE			16,919,986.10

DATE:07/22/11 Total Deposits As of 07/21/11: \$100,000.00 Margin %: 16,926.14

CUSIP	DESCRIPTION	QUANTITY	MARKET VALUE
31412TPH0 FNMA FNMS 5.500% 06/01/38		14,687,810.00	7,021,392.25



BNY MELLON

Date: 07/25/11

Account Id: WEL487

Tax Id Number: 756001184

CUSIP	DESCRIPTION	QUANTITY	MARKET VALUE
31414DJB3	FNMA FNMS 5.500% 05/01/38	19,815,000.00	9,904,749.32

TOTAL MKT VALUE	16,926,141.57
-----------------	---------------

DATE:07/25/11 Total Deposits As of 07/22/11: \$100,000.00 Margin %: 16,959.44

CUSIP	DESCRIPTION	QUANTITY	MARKET VALUE
31412TPH0	FNMA FNMS 5.500% 06/01/38	14,687,810.00	7,035,203.72
31414DJB3	FNMA FNMS 5.500% 05/01/38	19,815,000.00	9,924,232.50

TOTAL MKT VALUE	16,959,436.22
-----------------	---------------

16



BNY MELLON

BROKER DEALER SERVICES DIVISION PRICING AND INDICATIVE DATA DISCLOSURES

In connection with your agreement pursuant to which this report is furnished, the prices of securities and indicative data reported or reflected herein generally are provided by vendors and ratings agencies ("vendors") used by the Broker Dealer Services Division (BDS) of The Bank of New York Mellon (BNYM) in the ordinary course of business. Prices and indicative data are not independently verified by BNYM, and may contain errors or omissions.

With respect to certain newly issued securities, if vendors do not provide prices, such securities will be priced at par or the new issue price for up to three business days. Thereafter, if vendors do not provide prices, BNYM will obtain prices from at least one broker or dealer (not including your transaction counterparty), if available. Otherwise, such securities will be priced at zero, unless other arrangements are agreed in writing.

With respect to certain securities other than new issues, vendors may not provide prices and may not update prices previously provided on a regular basis. If vendors do not provide prices or update previously reported prices within three business days, BNYM will obtain prices from at least one broker or dealer (not including your transaction counterparty), if available. Otherwise, such securities will be priced at zero, unless other arrangements are agreed in writing.

Notwithstanding the foregoing, certain hard-to-price, thinly traded or illiquid securities are priced monthly with no adjustment during the interim period (details are available upon request by contacting BDS Triparty Services). Certain Fed-eligible securities will be assigned a price by reference to other Fed-eligible securities issued by the same issuer and having the same pool type and interest rate (BDS Triparty Services will provide information concerning its methodology for pricing such securities upon request).

With respect to certain securities that are not widely held or regularly traded, vendors may report prices based on valuation models which reflect underlying non-observable assumptions that may not be accurate or complete and such models and/or prices may not be regularly adjusted.

The prices reported by BDS herein may differ from the prices reported or used by other divisions of BNYM or its subsidiaries or affiliates, and such differences may or may not be material. Margin values reported herein may differ from margin values used by BNYM for its own account or for the account of its subsidiaries, affiliates or other clients.

Average Traded Volume data is obtained from primary or secondary securities exchanges.

Market data, which is subject to availability, may or may not be current. The information reported or reflected herein is proprietary to its suppliers and is for your internal use only. It may not be copied, reproduced, published, posted, transmitted, displayed, stored, modified, sublicensed, transferred, disclosed or distributed or used for any purpose without BNYM's express written permission or that of its vendors or other third parties, as applicable.

REPORTED PRICES, WHETHER PROVIDED BY VENDORS OR OTHERWISE OBTAINED AS DESCRIBED HEREIN, MAY NOT REFLECT THE ACTUAL AMOUNT THAT CAN BE REALIZED UPON THE SALE OF PARTICULAR SECURITIES.

TOM GREEN COUNTY INDEBTEDNESS

Current Month Ending Balance July 2011

FUND 093 TAX ANTICIPATION NOTES

TAX ANTICIPATION NOTES, SERIES 2007

ORIGINAL DEBT ISSUED \$1,850,000.00

PREVIOUS BALANCE OUTSTANDING	PRINCIPAL PAYMENT DUE	CURRENT BALANCE OUTSTANDING	SCHEDULED DUE DATE	
1,850,000.00	\$0.00	1,850,000.00	01-Feb-07	<u>PAID</u>
1,850,000.00	\$40,000.00	1,810,000.00	01-Feb-08	<u>PAID</u>
1,810,000.00	\$40,000.00	1,770,000.00	01-Feb-09	<u>PAID</u>
1,770,000.00	\$40,000.00	1,730,000.00	01-Feb-10	<u>PAID</u>
1,730,000.00	\$40,000.00	1,690,000.00	01-Feb-11	<u>PAID</u>
1,690,000.00	\$40,000.00	1,650,000.00	01-Feb-12	
1,650,000.00	\$1,650,000.00	0.00	01-Feb-13	

* PRINCIPAL PAYMENTS DUE ANNUALLY ON THE 1st DAY OF FEBRUARY. ACTUALLY PAID EVERY JANUARY

** INTEREST PAYMENTS ARE DUE SEMI-ANNUALLY ON THE 1st DAY OF FEBRUARY AND AUGUST

TOM GREEN COUNTY INDEBTEDNESS

Current Month Ending Balance July 2011

FUND 091 GENERAL OBLIGATIONS REFUNDING BOND

GOFB, SERIES 2008 2.650%

ORIGINAL DEBT ISSUED \$7,265,000.00

PREVIOUS BALANCE OUTSTANDING	PRINCIPAL PAYMENT DUE	CURRENT BALANCE OUTSTANDING	SCHEDULED DUE DATE	
7,265,000.00	\$105,000.00	7,160,000.00	01-Feb-09	<u>PAID</u>
7,160,000.00	\$2,175,000.00	4,985,000.00	01-Feb-10	<u>PAID</u>
4,985,000.00	\$2,240,000.00	2,745,000.00	01-Feb-11	<u>PAID</u>
2,745,000.00	\$2,270,000.00	475,000.00	01-Feb-12	
475,000.00	\$295,000.00	180,000.00	01-Feb-13	
180,000.00	\$180,000.00	0.00	01-Feb-14	

* PRINCIPAL PAYMENTS DUE ANNUALLY ON THE 1st DAY OF FEBRUARY. ACTUALLY PAID EVERY JANUARY

** INTEREST PAYMENTS ARE DUE SEMI-ANNUALLY ON THE 1st DAY OF FEBRUARY AND AUGUST

TOM GREEN COUNTY INDEBTEDNESS

Current Month Ending Balance July 2011

FUND 087 TAX NOTES SERIES 2009

TAX NOTES, SERIES 2009

2.4970300% (Net Eff Int Rate - Texas Vernon's)

ORIGINAL DEBT ISSUED \$8,350,000.00

PREVIOUS BALANCE OUTSTANDING	PRINCIPAL PAYMENT DUE	CURRENT BALANCE OUTSTANDING	SCHEDULED DUE DATE
8,350,000.00	\$505,000.00	7,845,000.00	01-Feb-13
7,845,000.00	\$2,375,000.00	5,470,000.00	01-Feb-14
5,470,000.00	\$2,690,000.00	2,780,000.00	01-Feb-15
2,780,000.00	\$2,780,000.00	0.00	01-Feb-16

* PRINCIPAL PAYMENTS DUE ANNUALLY ON THE 1st DAY OF FEBRUARY. ACTUALLY PAID EVERY JANUARY

** INTEREST PAYMENTS ARE DUE SEMI-ANNUALLY ON THE 1st DAY OF FEBRUARY AND AUGUST

20

FY11

	<u>Prev Report</u>	<u>Current Report</u>	<u>Increase/Decrease</u>
Wells Fargo Oper Checking Interest (Annual Yield)	0.04000%	0.03000%	-0.01000%
Texas Class (Annual Yield)	0.16000%	0.14000%	0.00000%
Texpool (Last Day Net Yield)	0.06170%	0.13450%	0.07280%
Texpool Prime (Last Day Net Yield)	0.10150%	0.14980%	0.04830%
Beacon to the Future Fund (Annualized Average)	0.45000%	N/A	

MUNIS SYSTEM -FY11	Budgeted	Received To Date	Budget Remaining
ALL Accounts			Negative = Under Budget
As of August 5, 2011			Positive = Excess of Budget
Depository Interest [-43701	\$17,380.00	\$6,491.22	(\$10,888.78)
Certificates of Deposit [-43703	\$5,000.00	\$40,002.60	\$35,002.60
Security Interest [-43704	\$0.00	\$0.00	\$0.00
Texas Class [-43705	\$23,355.00	\$11,688.21	(\$11,666.79)
Funds Management [-43706	\$0.00	\$0.00	\$0.00
Texpool [-43707	\$1,500.00	\$3,864.26	\$2,364.26
Texpool Prime [-43708	\$2,000.00	\$6,322.92	\$4,322.92
Mineral Interest [-43712	\$25,000.00	\$28,698.46	\$3,698.46
	<u>\$74,235.00</u>	<u>\$97,067.67</u>	<u>\$22,832.67</u>

MUNIS SYSTEM -FY11	Budgeted	Paid To Date	Budget Remaining
Bank Services Charges [-70444			
ALL ACCOUNTS	\$99,000.00	\$62,671.53	\$36,328.47
As of August 5, 2011			Negative = Over Budget
			Positive = Under Budget

Notes

July 2011

For more information, call Texas CLASS at (800)707-6242
Fax: (877)311-0220

The portfolio manager for Texas CLASS, is Marc McClure, CFA.

There were no changes to the Third Amended and Restated Trust Agreement.

For the month of July 2011, Cutwater Investor Services Corp., in its role as Program Administrator, accrued fees of \$195,577.08 based on average assets for Texas CLASS of \$1,875,281,110.80. The fee is accrued on a daily basis by multiplying the value of the investment property as determined each day by the fee rate divided by 365 Days. Cutwater Investor Services Corp. reserves the right to abate fees listed in the Fourth Amended and Restated Trust Agreement. The monthly fee is the sum of all daily fee accruals for the month of July. The fee is paid monthly upon notification to the custodial bank. As of July 31st, 2011 the fee was 11 basis points.

The following information is provided in accordance with Texas state statute 2256.0016. As of July 31st, 2011, the portfolio contained the following securities by type:

US Government Agency Bond - 11.19% US Commercial Paper - 34.83% Repurchase Agreement - 32.34% Certificate of Deposits - 21.64%

The portfolio is marked to market at the end of each business day.

Current information can be provided to you by calling your Client Service Representative at 1-800-707-6242.

Market Value at 07/31/2011	-	\$1,732,681,667.75
Amortized Cost at 07/31/2011	-	1,732,808,304.12
Difference	-	\$126,636.37

The current LOC for the portfolio is \$5,000,000.

The NAV on 07/31/2011 is equal to 1.00

Dollar Weighted Average Maturity - 46 Days
The final maturity dates of all securities were less than one year.

The custodial bank for Texas CLASS is Wells Fargo, TX.



July 29, 2011

Dear Client:

As you are aware, the U.S. Government has not yet arrived at a compromise to increase the national debt ceiling limit. A failure to increase the limit could result in an interruption of U.S. Government payments and a default of U.S. Treasury obligations. Consistent with the views of many market participants, Cutwater sees a very low probability of an actual bond default and believes an increase in the debt ceiling limit will be enacted in some fashion prior to the deadline.

Although we do not foresee a default, we are monitoring an increasing probability of a credit rating downgrade of U.S. Government obligations. Should a downgrade occur, we continue to believe that U.S. Treasury obligations will remain the "risk free" standard for investors seeking quality assets. The United States is the most diverse and dominant economy in the world and will continue to attract both global and domestic interest in debt obligations.

This situation continues to evolve and our goal is to prudently manage your portfolio through this period. We remain focused on achieving the long-term, repeatable investment performance and client service that you expect from Cutwater. Please contact your Cutwater representative if you would like to further discuss your portfolio specific situation.

Best regards,

Cliff Corso

Chief Executive Officer & Chief Investment Officer

23

Texas CLASS Portfolio Holdings July 2011

For more information, call Texas CLASS at (800)707-6242
Fax: (877)311-0220



Face Amount		Maturity Date	Yield/Rate	Value
FEDERAL HOME LOAN BANK NOTES				
\$30,000,000.00	Federal Home Loan Bank Notes	07/02/2012	0.14%	\$29,966,700.00
\$25,000,000.00	Federal Home Loan Bank Notes	08/12/2011	0.22%	\$25,001,375.00
\$25,000,000.00	Federal Home Loan Bank Notes	07/27/2012	0.40%	\$24,963,175.00
\$15,000,000.00	Federal Home Loan Bank Notes	07/20/2012	0.35%	\$14,981,550.00
\$12,000,000.00	Federal Home Loan Bank Notes	07/16/2012	0.33%	\$11,984,412.00
\$12,000,000.00	Federal Home Loan Bank Notes	07/17/2012	0.35%	\$11,983,200.00
\$25,000,000.00	Federal Home Loan Bank Notes	07/30/2012	0.16%	\$24,950,650.00
\$30,000,000.00	Federal Home Loan Bank Notes	12/01/2011	0.21%	\$30,000,000.00
<hr/>				
\$174,000,000.00	TOTAL FEDERAL HOME LOAN BANK NOTES			\$173,831,062.00

FREDDIE MAC NOTES

\$20,000,000.00	FREDDIE MAC Notes	11/09/2011	0.15%	\$19,995,557.71
-----------------	-------------------	------------	-------	-----------------

For more information, call Texas CLASS at (800)707-6242
Fax: (877)311-0220

FREDDIE MAC NOTES

\$20,000,000.00 TOTAL FREDDIE MAC NOTES

\$19,995,557.71

REPURCHASE AGREEMENTS

\$560,300,577.48 Collateral Total
Amount = 08/01/2011 0.10% **\$560,300,577.48**
\$571,506,589.03 or
102%.

\$560,300,577.48 TOTAL REPURCHASE AGREEMENTS

\$560,300,577.48

COMMERCIAL PAPER

\$50,000,000.00	ING Funding	11/22/2011	0.25%	\$49,952,800.00
\$25,000,000.00	Rabobank USA Fin Corp	12/05/2011	0.23%	\$24,988,725.00
\$50,000,000.00	Natl Australia Fdg (DE)	11/07/2011	0.21%	\$49,976,850.00
\$40,000,000.00	Natl Australia Fdg (DE)	11/29/2011	0.23%	\$39,973,760.00
\$21,500,000.00	University of Texas	08/01/2011	0.19%	\$21,500,000.00
\$40,000,000.00	CREDIT SUISSE NEW YORK	11/18/2011	0.25%	\$39,964,280.00
\$50,000,000.00	Scaldis Cap LLC	09/12/2011	0.23%	\$49,988,150.00

For more information, call Texas CLASS at (800)707-6242
Fax: (877)311-0220

COMMERCIAL PAPER

\$22,400,000.00	Surrey Funding Corp	10/11/2011	0.20%	\$22,389,920.00
\$50,000,000.00	CREDIT SUISSE NEW YORK	11/21/2011	0.25%	\$49,953,350.00
\$50,000,000.00	Toyota Motor Credit Corp	09/19/2011	0.38%	\$49,988,800.00
\$25,000,000.00	Rabobank USA Fin Corp	08/15/2011	0.36%	\$24,999,300.00
\$40,000,000.00	Surrey Funding Corp	09/12/2011	0.16%	\$39,990,520.00
\$25,000,000.00	Amsterdam Funding Corp	09/06/2011	0.23%	\$24,994,425.00
\$25,000,000.00	UBS Finance (DE) Inc.	03/27/2012	0.39%	\$24,936,920.56
\$30,000,000.00	Scaldis Cap LLC	11/02/2011	0.42%	\$29,980,470.00
\$20,000,000.00	UNIVER HOUSTON SYSTEM	10/05/2011	0.14%	\$19,999,600.00
\$40,000,000.00	General Electric Capital Corp	11/21/2011	0.33%	\$39,976,600.00

\$603,900,000.00 TOTAL COMMERCIAL PAPER \$603,554,470.56

OTHER SECURITIES

\$125,000,000.00	JP Morgan Chase CDA	08/01/2011	0.35%	\$125,000,000.00
\$250,000,000.00	Compass Bank	08/01/2011	0.40%	\$250,000,000.00

\$375,000,000.00 TOTAL OTHER SECURITIES \$375,000,000.00

\$1,733,200,577.48 TOTAL INVESTMENTS \$1,732,681,667.75

Certificates of Deposit As of July 2011

Purchase Date	Account Number	Bank	Amount	Maturity Date	Interest Rate	APR	Phone Number
1/18/2011	100266	Texas State Bank	\$ 250,000.00	matured	0.500%	0.500%	949-3721
1/15/2010	61314174008	Bank And Trust	\$ 250,000.00	matured	1.450%	1.450%	944-9555
1/18/2011	66399	Citizens State Bank	\$ 250,000.00	matured	1.000%	1.000%	657-0099
1/18/2011	14169	Crockett National Bank	\$ 250,000.00	matured	0.750%	0.750%	658-6714
1/19/2011	6010865	First National Bank of Paint Rock	\$ 250,000.00	matured	1.000%	1.000%	653-1000
1/18/2011	1000054688	San Angelo Banking Center	\$ 250,000.00	matured	0.997%	1.000%	949-0099
1/15/2010	52 00 8516 3 JP	Texas State Bank-Trust	\$ 250,000.00	See attachment			949-3721
1/15/2010	61314174008	Bank And Trust	\$ 250,000.00	matured	1.450%	1.450%	944-9555

50

For the Account of:
TOM GREEN COUNTY TEXAS CD AGENCY
OPERATING FUNDS
DIANNA SPIEKER, TREASURER
 Account Number: 52 00 8516 3 JP
 Date: From 07/01/2011 through 07/31/2011



TOM GREEN COUNTY TEXAS
 C/O DIANNA SPIEKER-TREASURER
 112 WEST BEAUREGARD
 SAN ANGELO TX 76903

Account Valuation	Market Value
07/31/2011	563,339.25
06/30/2011	1,310,346.12
12/31/2010	1,520,223.33

Investment Summary

Units	Description	Unit price	Cost	Market
	CASH		52.49	52.49
286.7600	FEDERATED PRIME OBLIG #10	1.000	286.76	286.76
	TOTAL CASH AND CASH EQUIVALENTS		339.25	339.25
249,000.0000	ONE WEST BANK - CA 0.60% DUE 09/14/11	100.000	249,000.00	249,000.00
65,000.0000	CRESTMARK BANK - MI .50% DUE 9/28/11	100.000	65,000.00	65,000.00
99,000.0000	COMMUNITY BK OF FLORIDA - FL .31% DUE 08/19/11	100.000	99,000.00	99,000.00
99,000.0000	COMMUNITY BK OF FLORIDA - FL .31% DUE 08/19/11	100.000	99,000.00	99,000.00
51,000.0000	COMMUNITY BK OF FLORIDA - FL .31% DUE 08/19/11	100.000	51,000.00	51,000.00
	TOTAL FIXED INCOME SECURITIES		563,000.00	563,000.00
	TOTALS		563,339.25	563,339.25

Activity Review

Date	Transaction Description	Cash	Investments @ Cost
07/01/2011	BEGINNING BALANCES	122.79	1,310,223.33
07/18/2011	GREAT SOUTHERN BANK - MO 1.90% DUE 07/17/11		
	MATURED	249,000.00	-249,000.00
07/18/2011	INTEREST ON 249000 PAR VALUE	427.96	0.00
07/22/2011	VOYAGER BANK - MN 1.83% DUE 07/22/11		
	MATURED	99,000.00	-99,000.00
07/25/2011	INTEREST ON 99000 PAR VALUE	148.91	0.00
07/22/2011	VOYAGER BANK - MN 1.83% DUE 07/22/11		
	MATURED	99,000.00	-99,000.00
07/25/2011	INTEREST ON 99000 PAR VALUE	148.91	0.00
07/22/2011	VOYAGER BANK - MN 1.83% DUE 07/22/11		
	MATURED	51,000.00	-51,000.00
07/25/2011	INTEREST ON 51000 PAR VALUE	76.71	0.00
07/25/2011	CAMBRIDGE STATE BANK - MN 1.89% DUE 07/23/11		
	MATURED	99,000.00	-99,000.00
07/26/2011	INTEREST ON 99000 PAR VALUE	153.79	0.00
07/29/2011	INTEREST ON 99000 PAR VALUE	10.25	0.00

28

For the Account of:
TOM GREEN COUNTY TEXAS CD AGENCY
OPERATING FUNDS
DIANNA SPIEKER, TREASURER
 Account Number: 52 00 8516 3 JP
 Date: From 07/01/2011 through 07/31/2011



Activity Review

Date	Transaction Description	Cash	Investments @ Cost
	CAMBRIDGE STATE BANK – MN 1.89% DUE 07/23/11		
07/25/2011	MATURED	99,000.00	-99,000.00
07/26/2011	INTEREST ON 99000 PAR VALUE	153.79	0.00
07/29/2011	INTEREST ON 99000 PAR VALUE	10.25	0.00
	CAMBRIDGE STATE BANK – MN 1.89% DUE 07/23/11		
07/25/2011	MATURED	51,000.00	-51,000.00
07/26/2011	INTEREST ON 51000 PAR VALUE	79.22	0.00
07/29/2011	INTEREST ON 51000 PAR VALUE	5.28	0.00
	CRESTMARK BANK – MI .50% DUE 9/28/11		
07/29/2011	INTEREST ON 65000 PAR VALUE	26.71	0.00
	COMMUNITY BK OF FLORIDA – FL .31% DUE 08/19/11		
07/28/2011	INTEREST ON 99000 PAR VALUE	25.22	0.00
	COMMUNITY BK OF FLORIDA – FL .31% DUE 08/19/11		
07/28/2011	INTEREST ON 99000 PAR VALUE	25.22	0.00
	COMMUNITY BK OF FLORIDA – FL .31% DUE 08/19/11		
07/28/2011	INTEREST ON 51000 PAR VALUE	12.99	0.00
	FEDERATED PRIME OBLIG #10		
07/01/2011	PURCHASE	-122.79	122.79
07/01/2011	DIVIDEND RECEIVED	2.17	0.00
07/06/2011	PURCHASE	-2.17	2.17
07/07/2011	REDEEM	348.29	-348.29
07/18/2011	PURCHASE	-249,000.00	249,000.00
07/19/2011	PURCHASE	-378.30	378.30
07/21/2011	REDEEM	154.97	-154.97
07/22/2011	PURCHASE	-249,000.00	249,000.00
07/25/2011	PURCHASE	-249,000.00	249,000.00
07/25/2011	REDEEM	498,000.00	-498,000.00
07/26/2011	PURCHASE	-374.53	374.53
07/26/2011	REDEEM	249,000.00	-249,000.00
07/27/2011	PURCHASE	-386.80	386.80
07/28/2011	REDEEM	761.33	-761.33
07/29/2011	PURCHASE	-63.43	63.43
	OTHER ACTIVITY		
07/07/2011	TOM GREEN COUNTY TEXAS DISTRIBUTION OF INCOME	-124.96	0.00
07/07/2011	TRUST DEPARTMENT FEE FOR MONTH ENDED 06/30/11	-272.99	0.00
07/21/2011	TOM GREEN COUNTY TEXAS DISTRIBUTION OF INCOME	-154.97	0.00
07/25/2011	TOM GREEN COUNTY TEXAS CD MATURITIES – VOYAGER BANK & GREAT SOUTHERN BANK	-498,000.00	0.00
07/26/2011	TOM GREEN COUNTY TEXAS	-249,000.00	0.00
07/28/2011	MATURED CD – CAMBRIDGE STATE TOM GREEN COUNTY TEXAS	-761.33	0.00

29

For the Account of:
TOM GREEN COUNTY TEXAS CD AGENCY
OPERATING FUNDS
DIANNA SPIEKER, TREASURER
Account Number: 52 00 8516 3 JP
Date: From 07/01/2011 through 07/31/2011



Activity Review

Date	Transaction Description	Cash	Investments @ Cost
	DISTRIBUTION OF INCOME		
07/31/2011	ENDING BALANCES	52.49	563,286.76

Trolinger Estate

Sally Hunter Trolinger Estate Filed 12/27/2000
County Court Cause No. OOP542
County Clerk Records Volume 401 Beginning Page 621

Various oil, gas and mineral royalty interests were willed to Tom Green County to be used for the Library of Tom Green County.

Only working interest is the Yates Field, which is continuing to produce positive cash flow.

These holdings will be held until such time as the Commissioners' Court deems it prudent to divest said holdings.