



Dianna Spieker, CIO, CCT
Tom Green County Treasurer

FY 12 Monthly Report
October 2011

THE STATE OF TEXAS ()
COUNTY OF TOM GREEN ()
AFFIDAVIT ()

The Treasurers' Monthly Report includes, but not limited to, money received and disbursed; debts due to (if known) and owed by the county; and all other proceedings in the treasurer's office that pertain to the Financial Standing of Tom Green County. {LGC 114.026(a)(b)}

The Treasurer's Books and the Auditor's General Ledger agree. The Bank Statements have been reconciled; any adjustments have been noted.

Special reports itemizing contributions; monthly yield; and portfolio holdings pertaining to the "Beacon of the Future" fund are included. These reports are typically one month behind the counties reporting period. For county purposes, all contributions are hereby accepted {LGC 81.032 }

The affidavit must state the amount of the cash and other assets that are in the custody of the county treasurer at the time of the examination. {LGC 114.026(d)} **\$17,075,273.18 Month Ending Balance**


As a matter of internal accounting procedure, any interest earned that is posted by financial institutions to our accounts on the last business day of the month is not included in the combined statement of receipts and disbursements until the following month. The total amount of deposits in custody as of the date of this report is the amount of deposits per the combined statement of receipts and disbursements plus the interest earned amount on page 5 of this same report.

The Treasurers' Monthly Report has been submitted and the Bank Reconciliation are pending review by Auditor. {LGC 114.026(b)}

All investments are in compliance with both the Public Funds Investment Act and the Tom Green County Investment Policy. The investment strategy is passive, which maintains a liquid cash flow and safety of the investment as priorities. As your Treasurer I keep a watchful eye to ensure that the "return of our principal" takes precedent over the "return on our principal". {GC 2256.023}


Therefore, Dianna Spieker, County Treasurer of Tom Green County, Texas, who being fully sworn, upon oath says that the within and foregoing report is true and correct to the best of her knowledge.

Filed with accompanying vouchers this 15th day of November, 2011.

 11-9-2011
Dianna Spieker, Treasurer, Tom Green County / Date

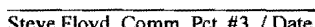
Commissioners' Court having reviewed the Treasurer's Report as presented, having taken reasonable steps to ensure its accuracy and based upon presentations of the Treasurer's Office approve the report, subject to the independent auditor's review and request that it be filed with the official minutes of this meeting. {LGC 114.026(c)}

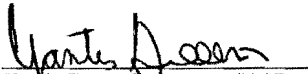
In addition, the below signatures affirm that the Treasurers' Report complies with statutes as referenced. {LGC 114.026(d)}


Mike Brown, County Judge / Date


Ralph Hoelscher, Comm. Pct. #1 / Date


Aubrey DeCordova, Comm. Pct. #2 / Date


Steve Floyd, Comm. Pct. #3 / Date


Yanis Green, Comm. Pct. #4 / Date

Treasurer's Monthly Report

Prepared by Dianna Spieker, Tom Green County Treasurer

Section 1- Cash Flow

Available Funds Beginning and Ending Month	Page <u>1</u>
Wells Fargo Bank Collateral Funds the Bank has pledged on behalf of Tom Green County, per the Bank Depository Bid.	Page <u>12</u>
Bond Indebtedness	Page <u>17</u>
Interest & Bank Service Charge	Page <u>20</u>

Section 2 – Investments Daily and Long Term

Per the Public Funds Investment Act and the Tom Green County Investment Policies, the Investments Report is required on a Quarterly Basis. However, in an effort to keep the Commissioners' Court informed available information is provided on a Monthly basis.

All investments are in compliance with both the Public Funds Investment Act and the Tom Green County Investment Policy. The investment strategy is passive, which maintains a liquid cash flow and safety of the investment as priorities. As your Treasurer I keep a watchful eye to ensure that the "return of our principal" takes precedent over the "return on our principal". {GC 2256.023}

Daily Liquidity Pools - Funds can be deposited and withdrawn on a daily basis

Texas Class	Page <u>21</u>
Texpool/Texpool Prime	Page <u>27</u>
Certificates of Deposit	Page <u>34</u>

Investments -Funds are not immediately available – must wait until maturity or sell the item to access the funds

Security Report	Page <u>N/A</u>
Trollinger Investments	Page <u>36</u>

Treasurer's Monthly Report

Prepared by Dianna Spieker, Tom Green County Treasurer

Section 1- Cash Flow

Available Funds Beginning and Ending Month	Page <u>1</u>
Wells Fargo Bank Collateral Funds the Bank has pledged on behalf of Tom Green County, per the Bank Depository Bid.	Page <u>12</u>
Bond Indebtedness	Page <u>17</u>
Interest & Bank Service Charge	Page <u>20</u>

Section 2 – Investments Daily and Long Term

Per the Public Funds Investment Act and the Tom Green County Investment Policies, the Investments Report is required on a Quarterly Basis. However, in an effort to keep the Commissioners' Court informed available information is provided on a Monthly basis.

All investments are in compliance with both the Public Funds Investment Act and the Tom Green County Investment Policy. The investment strategy is passive, which maintains a liquid cash flow and safety of the investment as priorities. As your Treasurer I keep a watchful eye to ensure that the "return of our principal" takes precedent over the "return on our principal". {GC 2256.023}

Daily Liquidity Pools - Funds can be deposited and withdrawn on a daily basis

Texas Class	Page <u>21</u>
Texpool/Texpool Prime	Page <u>27</u>
Certificates of Deposit	Page <u>34</u>
Capital Campaign Funds (Library)	

Investments -Funds are not immediately available – must wait until maturity or sell the item to access the funds

Security Report	Page <u>NIA</u>
Trollinger Investments	Page _____

Summary of Monies Held by Treasurer Spieker

#	FUND	Previous Month	Current Month	Difference
		TOTAL	TOTAL	
001	GENERAL	\$8,883,945.03	\$7,654,417.40	(\$1,229,527.63)
005	R&B #1&3	\$251,731.32	\$233,333.37	(\$18,397.95)
006	R&B #2&4	\$378,916.88	\$354,072.86	(\$24,844.02)
009	CAFE	\$9,063.05	\$13,871.72	\$4,808.67
010	CO. LAW LIBR.	\$14,396.94	\$12,728.81	(\$1,668.13)
011	ZP-CAFÉ	\$2,500.00	\$2,500.00	\$0.00
012	JCTF	\$70,364.13	\$71,924.02	\$1,559.89
013	DC TECH	\$9,881.24	\$10,372.96	\$491.72
015	LIBR DONATE	\$328,127.03	\$332,757.62	\$4,630.59
016	RECORDS MGT-DC	\$15,713.06	\$16,119.43	\$406.37
017	DC/RM	\$94,992.06	\$96,099.13	\$1,107.07
018	CRTHSE SEC	\$53,472.91	\$57,572.21	\$4,099.30
019	CC/RM	\$248,128.44	\$248,460.25	\$331.81
020	LIBR MISC	\$123,542.87	\$124,880.61	\$1,337.74
021	CIP DONATE	\$4,715.90	\$4,715.95	\$0.05
022	BATES	\$80,717.72	\$80,718.57	\$0.85
023	DIST/COUNTY TECH	\$5,318.19	\$5,627.57	\$309.38
026	SPEC REV TRIALS	\$189,910.00	\$189,910.00	\$0.00
027	TCDP	\$0.00	\$0.00	\$0.00
030	CC PRESERV	\$134,215.34	\$141,438.17	\$7,222.83
031	CC	\$19,303.49	\$19,843.68	\$540.19
032	CC ARCHIVE	\$228,960.22	\$231,426.09	\$2,465.87
035	Child Abuse	\$1,353.07	\$1,361.12	\$8.05
036	Third Crt of Appeals	\$775.27	\$744.87	(\$30.40)
037	Justice Security	\$31,830.22	\$32,384.04	\$553.82
038	WASTEWATER	\$2,130.00	\$1,900.00	(\$230.00)
041	CA-Pretrial	\$149,012.18	\$146,770.93	(\$2,241.25)

Summary of Monies Held by Treasurer Spieker

#	FUND	Previous Month	Current Month	Difference
		TOTAL	TOTAL	
043	DA-Pretrial	\$14,300.00	\$14,747.63	\$447.63
045	County Attorney Hot Check	\$57,383.96	\$56,689.27	(\$694.69)
047	JURY DONATE	\$143.00	\$0.00	(\$143.00)
048	ELECT CNTRCT	\$175,484.65	\$165,486.51	(\$9,998.14)
049	JE/CO JUDGE	\$5,877.46	\$6,012.52	\$135.06
050	51ST D.A. ST	\$2,655.68	\$1,993.97	(\$661.71)
051	LATERAL RDS	\$9,228.69	\$43,158.96	\$33,930.27
052	51ST D.A.	\$73,692.41	\$67,925.12	(\$5,767.29)
055	119TH DA ST	\$7,781.99	\$8,146.47	\$364.48
056	STATE FEES-CIVIL	\$98,212.86	\$22,570.89	(\$75,641.97)
057	119TH DA DPS	\$98.49	\$98.49	\$0.00
058	119TH DA SPEC	\$33,804.85	\$39,175.47	\$5,370.62
062	AIC/CHAP PROGRAM	\$19,717.66	(\$14,449.34)	(\$34,167.00)
063	TAIP/CSC GRNT	\$58,361.14	\$38,452.21	(\$19,908.93)
064	D.T.P.	\$20,006.40	\$10,491.82	(\$9,514.58)
065	CSCD	\$302,710.39	\$239,179.35	(\$63,531.04)
066	CRTC	\$695,722.82	\$535,667.97	(\$160,054.85)
067	CCP	\$42,956.83	\$18,425.64	(\$24,531.19)
068	Diversion Program	\$26,626.93	\$17,830.69	(\$8,796.24)
069	SUB. ABUSE	\$8,753.65	\$2,564.60	(\$6,189.05)
071	ST & MPL FEES	\$22,586.94	\$21,154.29	(\$1,432.65)
072	CCC	\$211,724.74	\$60,596.31	(\$151,128.43)
073	GRAFFITI	\$500.80	\$500.81	\$0.01
074	YFZ COURT	\$1,173.07	\$1,263.08	\$90.01
075	V.C.S.O.	\$9,082.09	\$9,574.18	\$492.09
077	Unclaimed Property	\$22,627.93	\$21,573.63	(\$1,054.30)
078	Bail Bond Board	\$350,000.00	\$400,000.00	\$50,000.00
082	JUDICIAL-Dist/JP	\$33,002.98	\$33,179.17	\$176.19

2

Summary of Monies Held by Treasurer Spieker

#	FUND	Previous Month	Current Month	Difference
		TOTAL	TOTAL	
083	JUDICIAL-CCL's	\$4,240.60	\$4,830.57	\$589.97
085	SUBDIVISION 1/3	\$0.00	\$0.00	\$0.00
086	SUBDIVISION 2/4	\$16,766.39	\$16,766.57	\$0.18
087	09 TAN IS	\$9,997.63	\$15,256.02	\$5,258.39
088	09 TAN Construction	\$2,137,526.85	\$2,132,339.88	(\$5,186.97)
091	2008 GNOB IS	\$165,349.20	\$222,296.33	\$56,947.13
092	07 TAN	\$44,842.35	\$44,842.82	\$0.47
093	Tan 07 IS	\$7,227.07	\$9,804.11	\$2,577.04
094	EFTPS	\$0.00	\$0.00	\$0.00
095	PAYROLL	\$11,159.23	\$8,569.96	(\$2,589.27)
096	C@L EXCESS	\$8,653.01	\$9,562.14	\$909.13
097	LEOSE/Sheriff	\$1,924.66	\$1,924.68	\$0.02
098	CRSFF	\$3,077.76	\$177.76	(\$2,900.00)
100	CA LEOSE	\$317.77	\$317.78	\$0.01
102	Const 1 LEOSE	\$1,301.64	\$1,301.65	\$0.01
103	Const 2 LEOSE	\$4,729.77	\$4,729.82	\$0.05
104	Const 3 LEOSE	\$2,941.13	\$2,941.16	\$0.03
105	Const 4 LEOSE	\$3,951.92	\$3,951.96	\$0.04
107	Aftercare	\$11,295.37	\$4,868.61	(\$6,426.76)
108	Caseload	\$14,350.95	\$8,817.73	(\$5,533.22)
109	TCOMI	\$12,929.41	\$3,867.33	(\$9,062.08)
110	JDPF	\$37,255.71	\$37,445.18	\$189.47
111	CJ EXCESS	\$6,920.61	\$6,239.17	(\$681.44)
113	CERT	\$168.44	\$168.44	\$0.00
114	Child Safety	\$25,979.96	\$27,498.28	\$1,518.32
115	TCOOMMI	\$0.00	\$0.00	\$0.00
116	CRTC-Female	\$1,211,597.16	\$985,376.35	(\$226,220.81)
201	Loanstar Libr	\$17.48	\$17.50	\$0.02

Summary of Monies Held by Treasurer Spieker

#	FUND	Previous Month	Current Month	Difference
		TOTAL	TOTAL	
202	Trollinger Fund/204	\$24,300.54	\$31,561.61	\$7,261.07
301	Landscape	\$17.42	\$17.42	\$0.00
401	Sheriff	\$11,675.44	\$12,379.53	\$704.09
500	State Aid/Regional	\$20,263.85	\$1,408.91	(\$18,854.94)
501	Sal Adj-Reg	\$0.00	\$0.00	\$0.00
502	Com Cor/Reg State	\$0.00	\$0.00	\$0.00
503	Com Cor/Reg	\$58,489.37	\$57,798.87	(\$690.50)
504	IV-E Prog Reg	\$134,681.05	\$134,682.77	\$1.72
505	Grant X/Regional	\$0.00	\$0.00	\$0.00
506	PSJPO/Reg	\$0.00	\$0.00	\$0.00
508	PSJPO/REG/123	\$11,305.00	\$11,305.00	\$0.00
509	PY INT/Reg	\$11,327.86	\$10,767.67	(\$560.19)
510	GRANT H REG	\$84.36	\$0.00	(\$84.36)
514	GRANT C REG	\$2,214.00	\$2,214.00	\$0.00
581	GRANT H TGC	\$0.00	\$0.00	\$0.00
582	TYC	\$114,503.11	\$115,653.11	\$1,150.00
583	IV-E Program	\$1,055,826.78	\$1,040,685.57	(\$15,141.21)
584	Post Adj	\$101.54	\$101.54	\$0.00
585	Grant X	\$0.00	\$0.00	\$0.00
586	State Aid	\$98,021.76	\$134,632.18	\$36,610.42
587	Comm Corr	\$0.00	\$0.00	\$0.00
588	Sal Adj	\$0.00	\$0.00	\$0.00
592	PS JPO	\$0.00	\$0.00	\$0.00
593	PS ISJPO	\$0.00	\$0.00	\$0.00
594	GRANT C CCDP	\$7,004.00	\$10,506.00	\$3,502.00
595	GRANT M	\$5,323.00	\$7,985.00	\$2,662.00
599	PY INTEREST	\$46,168.76	\$45,975.43	(\$193.33)
600	Mandated	\$48,196.02	\$32,840.25	(\$15,355.77)

4

Summary of Monies Held by Treasurer Spieker

#	FUND	Previous Month TOTAL	Current Month TOTAL	Difference
613	DA Grants	(\$1,851.49)	(\$3,168.83)	(\$1,317.34)
625	CA Grants	(\$3,280.97)	(\$6,545.18)	(\$3,264.21)
650	Constable Grants	\$12,763.40	(\$2,092.00)	(\$14,855.40)
654	Sheriff Grants	\$1,524.96	\$18,923.11	\$17,398.15
665	CSCD Grants	\$0.00	\$0.00	\$0.00
680	Beacon for Future	\$51.03	\$29,745.78	\$29,694.75
699	Misc Block Grants	(\$58,484.50)	(\$73,977.45)	(\$15,492.95)

TOTAL	\$18,981,983.33	\$17,075,273.18	(\$1,906,710.15)
-------	-----------------	-----------------	------------------

Oper Plus Investments	13,221,142.24
Bond Plus Investments	247,356.46
Café	13,871.72
ZP	2,500.00
Fort	119,578.61
JUV	1,611,161.23
CSCD	1,851,092.96
Payl	8,569.96
Grant	0.00
Wire	0.00
	17,075,273.18

0.00

0.00

5

Detailed by Type Monies Held by Treasurer Spieker

Previous Month Ending Balance September 2011

#	FUND	Wells Fargo	Texas Class	CD's	Texpool	Texprime	TOTAL
001	GENERAL	\$233,162.57	\$4,649,936.18		\$2,000,356.86	\$2,000,489.42	\$8,883,945.03
005	R&B #1&3	\$51,678.62	\$200,052.70				\$251,731.32
006	R&B #2&4	\$78,837.26	\$300,079.62				\$378,916.88
009	CAFE	\$9,063.05					\$9,063.05
010	CO. LAW LIBR.	\$4,391.45	\$10,005.49				\$14,396.94
011	ZP-CAFÉ	\$2,500.00					\$2,500.00
012	JCTF	\$20,265.75	\$50,098.38				\$70,364.13
013	DC TECH	\$9,781.37	\$99.87				\$9,881.24
015	LIBR DONATE	\$328,127.03					\$328,127.03
016	RECORDS MGT-DC	\$15,643.88	\$69.18				\$15,713.06
017	DC/RM	\$14,974.70	\$80,017.36				\$94,992.06
018	CRTHSE SEC	\$13,423.67	\$40,049.24				\$53,472.91
019	CC/RM	\$48,080.22	\$200,048.22				\$248,128.44
020	LIBR MISC	\$23,487.38	\$100,055.49				\$123,542.87
021	CIP DONATE	\$4,715.90					\$4,715.90
022	BATES	\$80,717.72					\$80,717.72
023	DIST/COUNTY TECH	\$5,318.19					\$5,318.19
026	SPEC REV TRIALS	\$189,910.00					\$189,910.00
027	TCDP	\$0.00					\$0.00
030	CC PRESERV	\$34,138.27	\$100,077.07				\$134,215.34
031	CC	\$19,255.81	\$47.68				\$19,303.49
032	CC ARCHIVE	\$78,933.82	\$150,026.40				\$228,960.22
035	Child Abuse	\$1,353.07					\$1,353.07
036	Third Crt of Appeals	\$775.27					\$775.27
037	Justice Security	\$6,755.99	\$25,074.23				\$31,830.22
038	WASTEWATER	\$2,110.00	\$20.00				\$2,130.00
041	CA-Pretrial	\$48,984.19	\$100,027.99				\$149,012.18
043	DA-Pretrial	\$14,300.00					\$14,300.00
045	CO ATTY	\$57,288.11	\$95.85				\$57,383.96
047	JURY DONATE	\$143.00					\$143.00
048	ELECT CNTRCT	\$175,484.65					\$175,484.65
049	JE/CO JUDGE	\$5,877.46					\$5,877.46
050	51ST D.A. ST	\$2,655.68					\$2,655.68
051	LATERAL RDS	\$9,228.69					\$9,228.69
052	51ST D.A.	\$73,692.41					\$73,692.41
055	119TH DA ST	\$7,781.99					\$7,781.99
056	STATE FEES-CIVIL	\$98,132.86	\$80.00				\$98,212.86
057	119TH DA DPS	\$98.49					\$98.49
058	119TH DA SPEC	\$33,804.85					\$33,804.85
062	AIC/CHAP PROGRAM	\$19,717.66					\$19,717.66
063	TAIP/CSC GRNT	\$58,361.14					\$58,361.14
064	D.T.P.	\$20,006.40					\$20,006.40
065	CSCD	\$302,710.39					\$302,710.39
066	CRTC	\$695,722.82					\$695,722.82
067	CCP	\$42,956.83					\$42,956.83
068	Diversion Program	\$26,626.93					\$26,626.93
069	SUB. ABUSE	\$8,753.65					\$8,753.65
071	ST & MPL FEES	\$22,586.94					\$22,586.94
072	CCC	\$211,638.65	\$86.09				\$211,724.74
073	GRAFFITI	\$500.80					\$500.80
074	YFZ COURT	\$1,173.07					\$1,173.07
075	V.C.S.O.	\$9,082.09					\$9,082.09
077	Unclaimed Property	\$2,610.30	\$20,017.63				\$22,627.93
078	Bail Bond Board	\$50,000.00		\$300,000.00			\$350,000.00
082	JUDICIAL-Dist/JP	\$33,002.98					\$33,002.98
083	JUDICIAL-CCL's	\$4,240.60					\$4,240.60
085	SUBDIVISION 1/3	\$0.00					\$0.00
086	SUBDIVISION 2/4	\$16,766.39					\$16,766.39
087	09 TAN IS	\$9,997.63					\$9,997.63
088	09 TAN Construction	\$2,137,512.75	\$0.00	\$14.10			\$2,137,526.85
091	2008 GNOB IS	\$165,349.20					\$165,349.20
092	07 TAN	\$44,842.35					\$44,842.35
093	Tan 07 IS	\$7,227.07					\$7,227.07
094	EFTPS	\$0.00					\$0.00

Detailed by Type Monies Held by Treasurer Spieker

Previous Month Ending Balance September 2011

#	FUND	Wells Fargo	Texas Class	CD's	Texpool	Texprime	TOTAL
095	PAYROLL	\$11,159.23					\$11,159.23
096	C@L EXCESS	\$8,653.01					\$8,653.01
097	LEOSE/Sheriff	\$1,924.66					\$1,924.66
098	CRSFF	\$3,077.76					\$3,077.76
100	CA LEOSE	\$317.77					\$317.77
102	Const 1 LEOSE	\$1,301.64					\$1,301.64
103	Const 2 LEOSE	\$4,729.77					\$4,729.77
104	Const 3 LEOSE	\$2,941.13					\$2,941.13
105	Const 4 LEOSE	\$3,951.92					\$3,951.92
107	Aftercare	\$11,295.37					\$11,295.37
108	Caseload	\$14,350.95					\$14,350.95
109	TCOMI	\$12,929.41					\$12,929.41
110	JDPF	\$37,255.71					\$37,255.71
111	CJ EXCESS	\$6,920.61					\$6,920.61
113	CERT	\$168.44					\$168.44
114	Child Safety	\$25,979.96					\$25,979.96
115	TCOOMMI	\$0.00					\$0.00
116	CRTC-Female	\$1,211,597.16					\$1,211,597.16
201	Loanstar Libr	\$17.48					\$17.48
202	Trollinger Fund/204	\$24,300.54					\$24,300.54
301	Landscape	\$17.42					\$17.42
401	Sheriff	\$11,675.44					\$11,675.44
500	State Aid/Regional	\$20,263.85					\$20,263.85
501	Sal Adj-Reg	\$0.00					\$0.00
502	Com Cor/Reg State	\$0.00					\$0.00
503	Com Cor/Reg	\$58,489.37					\$58,489.37
504	IV-E Prog Reg	\$134,681.05					\$134,681.05
505	Grant X/Regional	\$0.00					\$0.00
506	PSJPO/Reg	\$0.00					\$0.00
508	PSJPO/REG/123	\$11,305.00					\$11,305.00
509	PY INT/Reg	\$11,327.86					\$11,327.86
510	GRANT H REG	\$84.36					\$84.36
514	GRANT C REG	\$2,214.00					\$2,214.00
581	GRANT H TGC	\$0.00					\$0.00
582	TYC	\$114,503.11					\$114,503.11
583	IV-E Program	\$1,055,826.78					\$1,055,826.78
584	Post Adj	\$101.54					\$101.54
585	Grant X	\$0.00					\$0.00
586	State Aid	\$98,021.76					\$98,021.76
587	Comm Corr	\$0.00					\$0.00
588	Sal Adj	\$0.00					\$0.00
592	PS JPO	\$0.00					\$0.00
593	PS ISJPO	\$0.00					\$0.00
594	GRANT C CCDP	\$7,004.00					\$7,004.00
595	GRANT M	\$5,323.00					\$5,323.00
599	PY INTEREST	\$46,168.76					\$46,168.76
600	Mandated	\$48,196.02					\$48,196.02
613	DA Grants	(\$1,851.49)					(\$1,851.49)
625	CA Grants	(\$3,280.97)					(\$3,280.97)
650	Constable Grants	\$12,763.40					\$12,763.40
654	Sheriff Grants	\$1,524.96					\$1,524.96
665	CSCD Grants	\$0.00					\$0.00
680	Beacon for Future	\$51.03					\$51.03
699	Misc Block Grants	(\$58,484.50)					(\$58,484.50)
TOTAL		\$8,655,058.28	\$6,026,064.67	\$300,014.10	\$2,000,356.86	\$2,000,489.42	\$18,981,983.33

\$18,981,983.33

7

Detailed by Type Monies Held by Treasurer Spieker

Current Month Ending Balance October 2011

#	FUND	Wells Fargo	Texas Class	CD's	Texpool	Texprime	TOTAL
001	GENERAL	\$200,134.94	\$3,453,436.18		\$2,000,356.86	\$2,000,489.42	\$7,654,417.40
005	R&B #1&3	\$33,280.67	\$200,052.70				\$233,333.37
006	R&B #2&4	\$53,993.24	\$300,079.62				\$354,072.86
009	CAFE	\$13,871.72					\$13,871.72
010	CO. LAW LIBR.	\$3,723.32	\$9,005.49				\$12,728.81
011	ZP-CAFÉ	\$2,500.00					\$2,500.00
012	JCTF	\$2,825.64	\$69,098.38				\$71,924.02
013	DC TECH	\$1,273.09	\$9,099.87				\$10,372.96
015	LIBR DONATE	\$332,757.62					\$332,757.62
016	RECORDS MGT-DC	\$1,050.25	\$15,069.18				\$16,119.43
017	DC/RM	\$2,081.77	\$94,017.36				\$96,099.13
018	CRTHSE SEC	\$3,522.97	\$54,049.24				\$57,572.21
019	CC/RM	\$412.03	\$248,048.22				\$248,460.25
020	LIBR MISC	\$4,825.12	\$120,055.49				\$124,880.61
021	CIP DONATE	\$4,715.95					\$4,715.95
022	BATES	\$80,718.57					\$80,718.57
023	DIST/COUNTY TECH	\$5,627.57					\$5,627.57
026	SPEC REV TRIALS	\$189,910.00					\$189,910.00
027	TCDP	\$0.00					\$0.00
030	CC PRESERV	\$5,361.10	\$136,077.07				\$141,438.17
031	CC	\$796.00	\$19,047.68				\$19,843.68
032	CC ARCHIVE	\$399.69	\$231,026.40				\$231,426.09
035	Child Abuse	\$1,361.12					\$1,361.12
036	Third Crt of Appeals	\$744.87					\$744.87
037	Justice Security	\$1,309.81	\$31,074.23				\$32,384.04
038	WASTEWATER	\$1,880.00	\$20.00				\$1,900.00
041	CA-Pretrial	\$46,742.94	\$100,027.99				\$146,770.93
043	DA-Pretrial	\$14,747.63					\$14,747.63
045	CO ATTY	\$56,593.42	\$95.85				\$56,689.27
047	JURY DONATE	\$0.00					\$0.00
048	ELECT CNTRCT	\$165,486.51					\$165,486.51
049	JE/CO JUDGE	\$6,012.52					\$6,012.52
050	51ST D.A. ST	\$1,993.97					\$1,993.97
051	LATERAL RDS	\$43,158.96					\$43,158.96
052	51ST D.A.	\$67,925.12					\$67,925.12
055	119TH DA ST	\$8,146.47					\$8,146.47
056	STATE FEES-CIVIL	\$11,990.89	\$10,580.00				\$22,570.89
057	119TH DA DPS	\$98.49					\$98.49
058	119TH DA SPEC	\$39,175.47					\$39,175.47
062	AIC/CHAP PROGRAM	(\$14,449.34)					(\$14,449.34)
063	TAIP/CSC GRNT	\$38,452.21					\$38,452.21
064	D.T.P.	\$10,491.82					\$10,491.82
065	CSCD	\$239,179.35					\$239,179.35
066	CRTC	\$535,667.97					\$535,667.97
067	CCP	\$18,425.64					\$18,425.64
068	Diversion Program	\$17,830.69					\$17,830.69
069	SUB. ABUSE	\$2,564.60					\$2,564.60
071	ST & MPL FEES	\$21,154.29					\$21,154.29
072	CCC	\$50,510.22	\$10,086.09				\$60,596.31
073	GRAFFITI	\$500.81					\$500.81
074	YFZ COURT	\$1,263.08					\$1,263.08
075	V.C.S.O.	\$9,574.18					\$9,574.18
077	Unclaimed Property	\$1,556.00	\$20,017.63				\$21,573.63
078	Bail Bond Board	\$50,000.00		\$350,000.00			\$400,000.00
082	JUDICIAL-Dist/JP	\$33,179.17					\$33,179.17
083	JUDICIAL-CCL's	\$4,830.57					\$4,830.57
085	SUBDIVISION 1/3	\$0.00					\$0.00
086	SUBDIVISION 2/4	\$16,766.57					\$16,766.57
087	09 TAN IS	\$15,256.02					\$15,256.02
088	09 TAN Construction	\$2,132,339.88					\$2,132,339.88
091	2008 GNOB IS	\$222,296.33					\$222,296.33
092	07 TAN	\$44,842.82					\$44,842.82
093	Tan 07 IS	\$9,804.11					\$9,804.11
094	EFTPS	\$0.00					\$0.00

8

Detailed by Type Monies Held by Treasurer Spieker

Current Month Ending Balance October 2011

#	FUND	Wells Fargo	Texas Class	CD's	Texpool	Texprime	TOTAL
095	PAYROLL	\$8,569.96					\$8,569.96
096	C@L EXCESS	\$9,562.14					\$9,562.14
097	LEOSE/Sheriff	\$1,924.68					\$1,924.68
098	CRSFF	\$177.76					\$177.76
100	CA LEOSE	\$317.78					\$317.78
102	Const 1 LEOSE	\$1,301.65					\$1,301.65
103	Const 2 LEOSE	\$4,729.82					\$4,729.82
104	Const 3 LEOSE	\$2,941.16					\$2,941.16
105	Const 4 LEOSE	\$3,951.96					\$3,951.96
107	Aftercare	\$4,868.61					\$4,868.61
108	Caseload	\$8,817.73					\$8,817.73
109	TCOMI	\$3,867.33					\$3,867.33
110	JDPF	\$37,445.18					\$37,445.18
111	CJ EXCESS	\$6,239.17					\$6,239.17
113	CERT	\$168.44					\$168.44
114	Child Safety	\$27,498.28					\$27,498.28
115	TCOOMMI	\$0.00					\$0.00
116	CRTC-Female	\$985,376.35					\$985,376.35
201	Loanstar Libr	\$17.50					\$17.50
202	Trollinger Fund/204	\$31,561.61					\$31,561.61
301	Landscape	\$17.42					\$17.42
401	Sheriff	\$12,379.53					\$12,379.53
500	State Aid/Regional	\$1,408.91					\$1,408.91
501	Sal Adj-Reg	\$0.00					\$0.00
502	Com Cor/Reg State	\$0.00					\$0.00
503	Com Cor/Reg	\$57,798.87					\$57,798.87
504	IV-E Prog Reg	\$134,682.77					\$134,682.77
505	Grant X/Regional	\$0.00					\$0.00
506	PSJPO/Reg	\$0.00					\$0.00
508	PSJPO/REG/123	\$11,305.00					\$11,305.00
509	PY INT/Reg	\$10,767.67					\$10,767.67
510	GRANT H REG	\$0.00					\$0.00
514	GRANT C REG	\$2,214.00					\$2,214.00
581	GRANT H TGC	\$0.00					\$0.00
582	TYC	\$115,653.11					\$115,653.11
583	IV-E Program	\$1,040,685.57					\$1,040,685.57
584	Post Adj	\$101.54					\$101.54
585	Grant X	\$0.00					\$0.00
586	State Aid	\$134,632.18					\$134,632.18
587	Comm Corr	\$0.00					\$0.00
588	Sal Adj	\$0.00					\$0.00
592	PS JPO	\$0.00					\$0.00
593	PS ISJPO	\$0.00					\$0.00
594	GRANT C CCDP	\$10,506.00					\$10,506.00
595	GRANT M	\$7,985.00					\$7,985.00
599	PY INTEREST	\$45,975.43					\$45,975.43
600	Mandated	\$32,840.25					\$32,840.25
613	DA Grants	(\$3,168.83)					(\$3,168.83)
625	CA Grants	(\$6,545.18)					(\$6,545.18)
650	Constable Grants	(\$2,092.00)					(\$2,092.00)
654	Sheriff Grants	\$18,923.11					\$18,923.11
665	CSCD Grants	\$0.00					\$0.00
680	Beacon for Future	\$29,745.78					\$29,745.78
699	Misc Block Grants	(\$73,977.45)					(\$73,977.45)
							\$0.00
	TOTAL	\$7,594,362.23	\$5,130,064.67	\$350,000.00	\$2,000,356.86	\$2,000,489.42	\$17,075,273.18
							\$17,075,273.18

9

Detailed by Type Monies Held by Treasurer Spieker

#	FUND	Inc/Dec
001	GENERAL	(\$1,229,527.63)
005	R&B #1&3	(\$18,397.95)
006	R&B #2&4	(\$24,844.02)
009	CAFE	\$4,808.67
010	CO. LAW LIBR.	(\$1,668.13)
011	ZP-CAFÉ	\$0.00
012	JCTF	\$1,559.89
013	DC TECH	\$491.72
015	LIBR DONATE	\$4,630.59
016	RECORDS MGT-DC	\$406.37
017	DC/RM	\$1,107.07
018	CRTHSE SEC	\$4,099.30
019	CC/RM	\$331.81
020	LIBR MISC	\$1,337.74
021	CIP DONATE	\$0.05
022	BATES	\$0.85
023	DIST/COUNTY TECH	\$309.38
026	SPEC REV TRIALS	\$0.00
027	TCDP	\$0.00
030	CC PRESERV	\$7,222.83
031	CC	\$540.19
032	CC ARCHIVE	\$2,465.87
035	Child Abuse	\$8.05
036	Third Crt of Appeals	(\$30.40)
037	Justice Security	\$553.82
038	WASTEWATER	(\$230.00)
041	CA-Pretrial	(\$2,241.25)
041	CA-Pretrial	\$447.63
045	CO ATTY	(\$694.69)
047	JURY DONATE	(\$143.00)
048	ELECT CNTRCT	(\$9,998.14)
049	JE/CO JUDGE	\$135.06
050	51ST D.A. ST	(\$661.71)
051	LATERAL RDS	\$33,930.27
052	51ST D.A.	(\$5,767.29)
055	119TH DA ST	\$364.48
056	STATE FEES-CIVIL	(\$75,641.97)
057	119TH DA DPS	\$0.00
058	119TH DA SPEC	\$5,370.62
062	AIC/CHAP PROGRAM	(\$34,167.00)
063	TAIP/CSC GRNT	(\$19,908.93)
064	D.T.P.	(\$9,514.58)
065	CSCD	(\$63,531.04)
066	CRTC	(\$160,054.85)
067	CCP	(\$24,531.19)
068	Diversion Program	(\$8,796.24)
069	SUB. ABUSE	(\$6,189.05)
071	ST & MPL FEES	(\$1,432.65)
072	CCC	(\$151,128.43)
073	GRAFFITI	\$0.01
074	YFZ COURT	\$90.01
075	V.C.S.O.	\$492.09
077	Unclaimed Property	(\$1,054.30)
077	Unclaimed Property	\$50,000.00
082	JUDICIAL-Dist/JP	\$176.19
083	JUDICIAL-CCL's	\$589.97
085	SUBDIVISION 1/3	\$0.00
086	SUBDIVISION 2/4	\$0.18
087	09 TAN IS	\$5,258.39
088	09 TAN Construction	(\$5,186.97)
091	2008 GNOB IS	\$56,947.13
092	07 TAN	\$0.47
093	Tan 07 IS	\$2,577.04
094	EFTPS	\$0.00

10

Detailed by Type Monies Held by Treasurer Spieker

#	FUND	Inc/Dec
095	PAYROLL	(\$2,589.27)
096	C@L EXCESS	\$909.13
097	LEOSE/Sheriff	\$0.02
098	CRSFF	(\$2,900.00)
100	CA LEOSE	\$0.01
102	Const 1 LEOSE	\$0.01
103	Const 2 LEOSE	\$0.05
104	Const 3 LEOSE	\$0.03
105	Const 4 LEOSE	\$0.04
107	Aftercare	(\$6,426.76)
108	Caseload	(\$5,533.22)
109	TCOMI	(\$9,062.08)
110	JDPF	\$189.47
111	CJ EXCESS	(\$681.44)
113	CERT	\$0.00
114	Child Safety	\$1,518.32
115	TCOOMMI	\$0.00
116	CRTC-Female	(\$226,220.81)
201	Loanstar Libr	\$0.02
202	Trollinger Fund/204	\$7,261.07
301	Landscape	\$0.00
401	Sheriff	\$704.09
500	State Aid/Regional	(\$18,854.94)
501	Sal Adj-Reg	\$0.00
502	Com Cor/Reg State	\$0.00
503	Com Cor/Reg	(\$690.50)
504	IV-E Prog Reg	\$1.72
505	Grant X/Regional	\$0.00
506	PSJPO/Reg	\$0.00
508	PSJPO/REG/123	\$0.00
509	PY INT/Reg	(\$560.19)
510	GRANT H REG	(\$84.36)
514	GRANT C REG	\$0.00
581	GRANT H TGC	\$0.00
582	TYC	\$1,150.00
583	IV-E Program	(\$15,141.21)
584	Post Adj	\$0.00
585	Grant X	\$0.00
586	State Aid	\$36,610.42
587	Comm Corr	\$0.00
588	Sal Adj	\$0.00
592	PS JPO	\$0.00
593	PS ISJPO	\$0.00
594	GRANT C CCDP	\$3,502.00
594	GRANT C CCDP	\$2,662.00
599	PY INTEREST	(\$193.33)
600	Mandated	(\$15,355.77)
613	DA Grants	(\$1,317.34)
625	CA Grants	(\$3,264.21)
650	Constable Grants	(\$14,855.40)
654	Sheriff Grants	\$17,398.15
665	CSCD Grants	\$0.00
680	Beacon for Future	\$29,694.75
699	Misc Block Grants	(\$15,492.95)
	TOTAL	(\$1,906,710.15)
		(\$1,906,710.15)

11



WELLS FARGO BANK, N.A.
 GOVERNMENT & INSTITUTIONAL BANKING
 COLLATERAL ANALYSIS

TORRES MARTINEZ TRIBAL
 LISIETH GONZALES
 PO BOX 1069
 THERMAL, CA 92274

DATE COMPLETED: 10/7/2011 COLLATERAL ANALYSIS AS OF: 10/6/2011
 CONTRA NUMBER: PL-0001975 COLLATERAL ACCOUNT NUMBER: ZZ1
 COLLATERAL WHEREHELD: Wells Fargo Bank Northwest, NA

CUSIP	DESCRIPTION	CPN	MATURITY DATE	ORIGINAL FACE	CURRENT FACE	MARKET VALUE	PLEDGE VALUE
312800VH8	FG 004818 5.000% 09/01/2038	5.00	2038-09-01	2,200,000.00	997,832.04	1,025,118.41	1,025,118.41
	Total for Collateral Account # ZZ1			\$2,200,000.00	\$997,832.04	\$1,025,118.41	\$1,025,118.41
	Grand Total			\$2,200,000.00	\$997,832.04	\$1,025,118.41	\$1,025,118.41



WELLS FARGO BANK, N.A.
 GOVERNMENT & INSTITUTIONAL BANKING
 COLLATERAL ANALYSIS

TORRES MARTINEZ TRIBAL
 LISBETH GONZALES
 PO BOX 1069
 THERMAL, CA 92274

DATE COMPLETED: 10/7/2011 COLLATERAL ANALYSIS AS OF: 10/6/2011
 CONTRA NUMBER: PL-9001976 COLLATERAL ACCOUNT NUMBER: ZZ1
 COLLATERAL WHEREHELD: Wells Fargo Bank Northwest, NA

CUSIP	DESCRIPTION	CPN	MATURITY DATE	ORIGINAL FACE	CURRENT FACE	MARKET VALUE	PLEDGE VALUE
3128MSVH8	FG G04816 5.000% 09/01/2036	5.00	2036-09-01	2,200,000.00	957,832.04	1,025,116.41	1,025,116.41
	Total for Collateral Account # ZZ1			\$2,200,000.00	\$957,832.04	\$1,025,116.41	\$1,025,116.41
	Grand Total			\$2,200,000.00	\$957,832.04	\$1,025,116.41	\$1,025,116.41

12



WELLS FARGO BANK, N.A.
 GOVERNMENT & INSTITUTIONAL BANKING
 COLLATERAL ANALYSIS

TOM GREEN COUNTY
 DIANNA SPIEKER
 112 W BEAUREGARD AVE
 SAN ANGELO, TX 76903-5635

DATE COMPLETED: 10/14/2011 COLLATERAL ANALYSIS AS OF: 10/13/2011
 CONTRA NUMBER: PL-0001971 COLLATERAL ACCOUNT NUMBER: WUB512
 COLLATERAL WHEREHELD: Bank of New York Mellon

CUSIP	DESCRIPTION	CPN	MATURITY DATE	ORIGINAL FACE	CURRENT FACE	MARKET VALUE	PLEDGE VALUE
31412LNP1	FN 828398 8.000% 08/01/2037	8.00	2037-08-01	37,800,000.00	11,138,948.88	12,288,908.83	12,288,908.83
Total for Collateral Account # WUB512				337,800,000.00	\$11,138,948.88	\$12,288,908.83	\$12,288,908.83
Grand Total				\$37,800,000.00	\$11,138,948.88	\$12,288,908.83	\$12,288,908.83

13



WELLS FARGO BANK, N.A.
 GOVERNMENT & INSTITUTIONAL BANKING
 COLLATERAL ANALYSIS

TOM GREEN COUNTY
 DIANNA SPIEKER
 112 W BEAUREGARD AVE
 SAN ANGELO, TX 76903-5835

DATE COMPLETED: 10/21/2011 COLLATERAL ANALYSIS AS OF: 10/20/2011
 CONTRA NUMBER: PL-0001871 COLLATERAL ACCOUNT NUMBER: WUB512
 COLLATERAL WHEREHELD: Bank of New York Mellon

CUSIP	DESCRIPTION	CPN	MATURITY DATE	ORIGINAL FACE	CURRENT FACE	MARKET VALUE	PLEDGE VALUE
31412NPF	PN 928398 8.000% 09/01/2037	8.00	2037-06-01	\$7,800,000.00	\$11,138,918.88	\$12,292,468.19	\$12,292,468.19
Total for Collateral Account # WUB512				\$37,600,000.00	\$11,138,948.88	\$12,292,468.19	\$12,292,468.19
Grand Total				\$37,600,000.00	\$11,138,948.88	\$12,292,468.19	\$12,292,468.19

14



WELLS FARGO BANK, N.A.
 GOVERNMENT & INSTITUTIONAL BANKING
 COLLATERAL ANALYSIS

TOM GREEN COUNTY
 DIANNA SPIEKER
 112 W BEAUREGARD AVE
 SAN ANGELO, TX 76903-5835

DATE COMPLETED: 10/28/2011 COLLATERAL ANALYSIS AS OF: 10/27/2011
 CONTRA NUMBER: PL-0001971 COLLATERAL ACCOUNT NUMBER: WUB012
 COLLATERAL WHEREHELD: Bank of New York Mellon

CUSIP	DESCRIPTION	CPN	MATURITY DATE	ORIGINAL FACE	CURRENT FACE	MARKET VALUE	PLEDGE VALUE
31412LNP1	FN 928398 8.000% 08/01/2037	8.00	2037-08-01	37,800,000.00	11,138,948.86	12,286,302.78	12,286,302.78
Total for Collateral Account # WUB512				337,800,000.00	\$11,138,948.86	\$12,286,302.78	\$12,286,302.78
Grand Total				\$37,800,000.00	\$11,138,948.86	\$12,286,302.78	\$12,286,302.78

15



BNY MELLON

**Broker/Dealer Services
One Wall Street, Fourth Floor
New York, NY 10286**

Date: 10/31/11

000157 XBGSC501
ATTN: DIANNA SPIEKER - TREASURER
TOM GREEN COUNTY
112 W BEAUREGARD
SAN ANGELO TX 76903

Account Id: WUB512 Tax Id Number: 756001184

This advice is supplied as part of the Tri-Party Collateral agreement among the Customer, Wells Fargo Bank, N.A. and The Bank of New York. Any questions should be directed to Vinnette Frater, Senior Associate, BDS/Tri-Party Services, (973)569-2411.

As agent we confirm the following collateralized deposit information received from Wells Fargo Bank, N.A. as of close of business the last business day of the month.

Date: 10/31/11
The collateral segregated on your behalf on 10/31/11 is as follows:

CUSIP	DESCRIPTION	QUANTITY	MARKET VALUE
31412LNP1	FNMA FNMS 6.000% 06/01/37	37,600,000.00	12,288,521.80
TOTAL MKT VALUE			12,288,521.80

14

TOM GREEN COUNTY INDEBTEDNESS
Current Month Ending Balance October 2011

FUND 093 TAX ANTICIPATION NOTES
TAX ANTICIPATION NOTES, SERIES 2007
ORIGINAL DEBT ISSUED \$1,850,000.00

PREVIOUS BALANCE OUTSTANDING	PRINCIPAL PAYMENT DUE	CURRENT BALANCE OUTSTANDING	SCHEDULED DUE DATE	
1,850,000.00	\$0.00	1,850,000.00	01-Feb-07	<u>PAID</u>
1,850,000.00	\$40,000.00	1,810,000.00	01-Feb-08	<u>PAID</u>
1,810,000.00	\$40,000.00	1,770,000.00	01-Feb-09	<u>PAID</u>
1,770,000.00	\$40,000.00	1,730,000.00	01-Feb-10	<u>PAID</u>
1,730,000.00	\$40,000.00	1,690,000.00	01-Feb-11	<u>PAID</u>
1,690,000.00	\$40,000.00	1,650,000.00	01-Feb-12	
1,650,000.00	\$1,650,000.00	0.00	01-Feb-13	

* PRINCIPAL PAYMENTS DUE ANNUALLY ON THE 1st DAY OF FEBRUARY. ACTUALLY PAID EVERY JANUARY

** INTEREST PAYMENTS ARE DUE SEMI-ANNUALLY ON THE 1st DAY OF FEBRUARY AND AUGUST

TOM GREEN COUNTY INDEBTEDNESS

Current Month Ending Balance October 2011

FUND 091 GENERAL OBLIGATIONS REFUNDING BOND

GOFB, SERIES 2008 2.650%

ORIGINAL DEBT ISSUED \$7,265,000.00

PREVIOUS BALANCE OUTSTANDING	PRINCIPAL PAYMENT DUE	CURRENT BALANCE OUTSTANDING	SCHEDULED DUE DATE	
7,265,000.00	\$105,000.00	7,160,000.00	01-Feb-09	<u>PAID</u>
7,160,000.00	\$2,175,000.00	4,985,000.00	01-Feb-10	<u>PAID</u>
4,985,000.00	\$2,240,000.00	2,745,000.00	01-Feb-11	<u>PAID</u>
2,745,000.00	\$2,270,000.00	475,000.00	01-Feb-12	
475,000.00	\$295,000.00	180,000.00	01-Feb-13	
180,000.00	\$180,000.00	0.00	01-Feb-14	

* PRINCIPAL PAYMENTS DUE ANNUALLY ON THE 1st DAY OF FEBRUARY. ACTUALLY PAID EVERY JANUARY

** INTEREST PAYMENTS ARE DUE SEMI-ANNUALLY ON THE 1st DAY OF FEBRUARY AND AUGUST

TOM GREEN COUNTY INDEBTEDNESS

Current Month Ending Balance October 2011

FUND 087 TAX NOTES SERIES 2009

TAX NOTES, SERIES 2009

2.4970300% (Net Eff Int Rate - Texas Vernon's)

ORIGINAL DEBT ISSUED \$8,350,000.00

PREVIOUS BALANCE OUTSTANDING	PRINCIPAL PAYMENT DUE	CURRENT BALANCE OUTSTANDING	SCHEDULED DUE DATE
8,350,000.00	\$505,000.00	7,845,000.00	01-Feb-13
7,845,000.00	\$2,375,000.00	5,470,000.00	01-Feb-14
5,470,000.00	\$2,690,000.00	2,780,000.00	01-Feb-15
2,780,000.00	\$2,780,000.00	0.00	01-Feb-16

* PRINCIPAL PAYMENTS DUE ANNUALLY ON THE 1st DAY OF FEBRUARY. ACTUALLY PAID EVERY JANUARY

** INTEREST PAYMENTS ARE DUE SEMI-ANNUALLY ON THE 1st DAY OF FEBRUARY AND AUGUST

Texas CLASS Portfolio Holdings October 2011

For more information, call Texas CLASS at (800)707-6242
Fax: (877)311-0220



Face Amount		Maturity Date	Yield/Rate	Value
FEDERAL HOME LOAN BANK NOTES				
\$30,000,000.00	Federal Home Loan Bank Notes	07/02/2012	0.13%	\$29,974,830.00
\$12,000,000.00	Federal Home Loan Bank Notes	07/16/2012	0.33%	\$11,994,888.00
\$30,000,000.00	Federal Home Loan Bank Notes	12/01/2011	0.19%	\$29,998,320.00
\$12,000,000.00	Federal Home Loan Bank Notes	07/17/2012	0.35%	\$11,993,976.00
\$8,333,335.00	Federal Home Loan Bank Notes	07/27/2012	0.40%	\$8,328,576.67
<hr/>				
\$92,333,335.00	TOTAL FEDERAL HOME LOAN BANK NOTES			\$92,290,590.67
 FREDDIE MAC NOTES				
\$20,000,000.00	FREDDIE MAC Notes	11/09/2011	0.14%	\$19,999,300.00
<hr/>				
\$20,000,000.00	TOTAL FREDDIE MAC NOTES			\$19,999,300.00
 REPURCHASE AGREEMENTS				
\$281,304,111.93	Collateral Total Amount = \$286,930,194.17 or 102%.	11/01/2011	0.02%	\$281,304,111.93

21

For more information, call Texas CLASS at (800)707-6242
 Fax: (877)311-0220

REPURCHASE AGREEMENTS

\$200,011,000.42	Collateral Total Amount = \$204,011,220.43 or 102%.	11/01/2011	0.10%	\$200,011,000.42
<hr/>				
\$481,315,112.35	TOTAL REPURCHASE AGREEMENTS			\$481,315,112.35

MUNICIPAL

\$16,000,000.00	Texas St	08/30/2012	0.25%	\$16,299,520.00
<hr/>				
\$16,000,000.00	TOTAL MUNICIPAL			\$16,299,520.00

COMMERCIAL PAPER

\$50,000,000.00	ING Funding	11/22/2011	0.25%	\$49,993,795.00
\$20,000,000.00	UNIVER HOUSTON SYSTEM	12/06/2011	0.13%	\$19,994,166.66
\$22,400,000.00	Surrey Funding Corp	12/05/2011	0.26%	\$22,395,862.72
\$25,000,000.00	Rabobank USA Fin Corp	12/05/2011	0.23%	\$24,999,100.00
\$50,000,000.00	CREDIT SUISSE NEW YORK	11/21/2011	0.25%	\$49,994,165.00
\$50,000,000.00	Nat'l Australia Fdg (DE)	11/07/2011	0.21%	\$49,999,220.00

For more information, call Texas CLASS at (800)707-6242
Fax: (877)311-0220

COMMERCIAL PAPER

\$50,000,000.00	KELLS FUNDING	02/02/2012	0.50%	\$49,958,875.00
\$25,000,000.00	UBS Finance (DE) Inc.	03/27/2012	0.39%	\$24,951,282.50
\$50,000,000.00	Rabobank USA Fin Corp	12/28/2011	0.32%	\$49,995,970.00
\$32,000,000.00	Surrey Funding Corp	01/17/2012	0.39%	\$31,980,032.00
\$40,000,000.00	CREDIT SUISSE NEW YORK	11/18/2011	0.25%	\$39,996,100.00
\$50,000,000.00	UBS Finance (DE) LLC	11/14/2011	0.19%	\$49,996,600.00
\$50,000,000.00	Sheffield Receivables	01/17/2012	0.36%	\$49,968,800.00
\$40,000,000.00	General Electric Capital Corp	11/21/2011	0.33%	\$39,997,668.00
\$50,000,000.00	Barclays Capital Funding US	12/20/2011	0.33%	\$49,982,845.00
\$35,000,000.00	KELLS FUNDING	01/20/2012	0.45%	\$34,977,477.50
\$30,000,000.00	Scaldis Cap LLC	11/02/2011	0.42%	\$29,999,784.00
\$12,500,000.00	Rabobank USA Fin Corp	01/13/2012	0.36%	\$12,490,114.59
\$40,000,000.00	Natl Australia Fdg (DE)	11/29/2011	0.23%	\$39,996,776.00
\$32,500,000.00	UNIVERSITY OF TEXAS PERM	12/02/2011	0.11%	\$32,500,000.00

For more information, call Texas CLASS at (800)707-6242
Fax: (877)311-0220

COMMERCIAL PAPER

\$25,000,000.00	Sheffield Receivables	12/07/2011	0.25%	\$24,995,015.00
<hr/>				
\$779,400,000.00	TOTAL COMMERCIAL PAPER			\$779,163,648.97

OTHER SECURITIES

\$125,000,000.00	JP Morgan Chase CDA	11/01/2011	0.35%	\$125,000,000.00
\$250,000,000.00	Compass Bank	11/01/2011	0.40%	\$250,000,000.00
<hr/>				
\$375,000,000.00	TOTAL OTHER SECURITIES			\$375,000,000.00
<hr/>				
\$1,764,048,447.35	TOTAL INVESTMENTS			\$1,764,068,171.99

Notes

October 2011

For more information, call Texas CLASS at (800)707-6242
Fax: (877)311-0220

There were no changes to the Third Amended and Restated Trust Agreement.

For the month of October 2011, Cutwater Investor Services Corp., in its role as Program Administrator, accrued fees of \$122,488.64 based on average assets for Texas CLASS of \$1,766,518,881.32. The fee is accrued on a daily basis by multiplying the value of the investment property as determined each day by the fee rate divided by 365 Days. Cutwater Investor Services Corp. reserves the right to abate fees listed in the Fourth Amended and Restated Trust Agreement. The monthly fee is the sum of all daily fee accruals for the month of October. The fee is paid monthly upon notification to the custodial bank. As of October 31st, 2011 the fee was 6 basis points.

The following information is provided in accordance with Texas state statute 2256.0016. As of October 31st, 2011, the portfolio contained the following securities by type:

US Government Agency Bond - 6.37% US Commercial Paper - 44.17% Repurchase Agreement - 27.28% Certificate of Deposits - 21.26% Municipal - 0.92%

The portfolio is marked to market at the end of each business day.

Current information can be provided to you by calling your Client Service Representative at 1-800-707-6242.

Market Value at 10/31/2011 -	\$1,764,068,171.99
Amortized Cost at 10/31/2011 -	\$1,764,033,316.73
Difference -	\$34,855.26

The current LOC for the portfolio is \$5,000,000.

The NAV on 10/31/2011 is equal to 1.00

Dollar Weighted Average Maturity - 28 Days
The final maturity dates of all securities were less than one year.

The custodial bank for Texas CLASS is Wells Fargo, TX.

**For more information, call Texas CLASS at (800)707-6242
Fax: (877)311-0220**

As a registered investment adviser, Cutwater Investor Services Corporation is required to furnish you with a copy of our ADV Part 2A of the SEC registration form. If you would like a copy of this form, please contact us at 800-707-6242, or go to www.adviserinfo.sec.gov/ and download the most recent version of this document.

The Holiday schedule for 2011:

January 17, 2011 - Martin Luther King Jr. Day
February 21, 2011 - President's Day
May 30, 2011 - Memorial Day
July 4, 2011 - Independence Day
September 5, 2011 - Labor Day
October 10, 2011 - Columbus Day
November 11, 2011 - Veterans' Day
November 24, 2011 - Thanksgiving Day
December 26, 2011 - Christmas Day (Observed)

Important Message:

The Texas CLASS offices have moved. Please use the following address for all correspondence:

Texas CLASS
1900 Sixteenth Street, Suite 200
Denver, CO 80202

Important Reminder:

All audit confirmation requests should be mailed to:

Texas CLASS Client Services
1900 Sixteenth Street, Suite 200
Denver CO, 80202

You may now view and print your Participant Profile on Client Connection. Under Summaries and Reports, click on Statement Reports and then Participant Profile. Follow instructions to make revisions to your Participant information.

TEXPOOL

Portfolio as of October 31, 2011
 Current Net Assets -- \$ 14,336,090,437

Weighted Average Maturity: 36 Days
 Weighted Average Life: 74 Days
 Credit Rating:
 AAAM STANDARD & POOR'S

Federated

WORLD-CLASS INVESTMENT MANAGERS

58

Principal Amount	(1) Security Description	CUSIP	Amortized Cost Value	(2) Effective Maturity	(3) Final Maturity	Rule 2a-7 Category of Investment
	GOVERNMENT AGENCIES - 39.4%					
\$ 25,000,000 (4)	Federal Farm Credit System Discount Notes, 0.010%	313312NT3	\$ 24,999,993	11/2/2011	11/2/2011	Government Agency Debt
\$ 50,000,000 (5)	Federal Farm Credit System Floating Rate Notes, 0.205%	31331J7C1	\$ 49,989,099	11/20/2011	7/20/2012	Government Agency Debt
\$ 32,000,000 (5)	Federal Farm Credit System Floating Rate Notes, 0.218%	31331KDL1	\$ 31,996,597	11/21/2011	11/20/2012	Government Agency Debt
\$ 29,000,000 (5)	Federal Farm Credit System Floating Rate Notes, 0.244%	31331KUZ1	\$ 28,997,334	11/21/2011	8/19/2013	Government Agency Debt
\$ 50,000,000	Federal Farm Credit System Notes, 0.300%	31331KBE9	\$ 50,010,021	2/1/2012	2/1/2012	Government Agency Debt
\$ 85,000,000 (5)	Federal Home Loan Bank System Floating Rate Notes, 0.155%	313370HR2	\$ 84,992,699	11/10/2011	2/10/2012	Government Agency Debt
\$ 18,000,000 (5)	Federal Home Loan Bank System Floating Rate Notes, 0.222%	313371D37	\$ 17,998,392	11/9/2011	4/9/2012	Government Agency Debt
\$ 25,000,000 (5)	Federal Home Loan Bank System Floating Rate Notes, 0.245%	313371DA1	\$ 24,997,558	11/25/2011	4/24/2012	Government Agency Debt
\$ 150,000,000 (5)	Federal Home Loan Bank System Floating Rate Notes, 0.278%	313370CY2	\$ 149,965,636	1/30/2012	1/30/2012	Government Agency Debt
\$ 133,000,000 (5)	Federal Home Loan Bank System Floating Rate Notes, 0.298%	313370FX1	\$ 132,990,068	1/30/2012	1/30/2012	Government Agency Debt
\$ 75,000,000	Federal Home Loan Bank System Notes, 0.090%	313374HU7	\$ 74,999,962	11/10/2011	11/10/2011	Government Agency Debt
\$ 100,000,000	Federal Home Loan Bank System Notes, 0.100%	3133744D9	\$ 99,994,983	12/6/2011	12/6/2011	Government Agency Debt
\$ 40,000,000	Federal Home Loan Bank System Notes, 0.110%	313375Q42	\$ 39,995,104	3/21/2012	3/21/2012	Government Agency Debt
\$ 425,000,000	Federal Home Loan Bank System Notes, 0.120%	313373RJ3	\$ 424,999,536	11/10/2011	11/10/2011	Government Agency Debt
\$ 35,000,000	Federal Home Loan Bank System Notes, 0.120%	313374YK0	\$ 34,997,464	3/2/2012	3/2/2012	Government Agency Debt
\$ 38,000,000	Federal Home Loan Bank System Notes, 0.130%	313374EU0	\$ 37,996,725	1/23/2012	1/23/2012	Government Agency Debt
\$ 65,000,000	Federal Home Loan Bank System Notes, 0.130%	313375F85	\$ 64,995,409	2/22/2012	2/22/2012	Government Agency Debt
\$ 95,280,000	Federal Home Loan Bank System Notes, 0.130%	313375JE8	\$ 95,277,877	3/30/2012	3/30/2012	Government Agency Debt
\$ 45,000,000	Federal Home Loan Bank System Notes, 0.140%	313374654	\$ 44,998,897	1/10/2012	1/10/2012	Government Agency Debt
\$ 60,000,000	Federal Home Loan Bank System Notes, 0.150%	313375E52	\$ 59,993,545	3/23/2012	3/23/2012	Government Agency Debt
\$ 50,000,000	Federal Home Loan Bank System Notes, 0.170%	313374ET3	\$ 49,992,978	4/2/2012	4/2/2012	Government Agency Debt
\$ 129,000,000	Federal Home Loan Bank System Notes, 0.180%	3133733A8	\$ 128,992,260	12/21/2011	12/21/2011	Government Agency Debt
\$ 50,000,000	Federal Home Loan Bank System Notes, 0.190%	3133756M4	\$ 49,993,884	3/15/2012	3/15/2012	Government Agency Debt
\$ 73,000,000	Federal Home Loan Bank System Notes, 0.250%	313373CS9	\$ 73,011,273	4/4/2012	4/4/2012	Government Agency Debt
\$ 52,000,000	Federal Home Loan Bank System Notes, 0.300%	313375LY1	\$ 52,000,000	9/28/2012	9/28/2012	Government Agency Debt
\$ 67,000,000	Federal Home Loan Bank System Notes, 0.330%	313375CK1	\$ 67,000,000	9/11/2012	9/11/2012	Government Agency Debt
\$ 40,000,000	Federal Home Loan Bank System Notes, 0.330%	313375KJ1	\$ 40,000,000	10/25/2012	10/25/2012	Government Agency Debt
\$ 25,000,000	Federal Home Loan Bank System Notes, 0.330%	313375XY8	\$ 25,000,000	11/2/2012	11/2/2012	Government Agency Debt
\$ 92,000,000	Federal Home Loan Bank System Notes, 0.350%	313374FQ8	\$ 92,000,000	7/17/2012	7/17/2012	Government Agency Debt

20

Principal Amount	⁽¹⁾ Security Description	CUSIP	Amortized Cost Value	⁽²⁾ Effective Maturity	⁽³⁾ Final Maturity	Rule 2a-7 Category of Investment
\$ 60,000,000	Federal Home Loan Bank System Notes, 0.350%	313375R33	\$ 60,000,000	10/3/2012	10/3/2012	Government Agency Debt
\$ 35,000,000	Federal Home Loan Bank System Notes, 0.350%	313375RX7	\$ 35,000,000	10/5/2012	10/5/2012	Government Agency Debt
\$ 25,000,000	Federal Home Loan Bank System Notes, 0.350%	313375XW2	\$ 25,000,000	11/2/2012	11/2/2012	Government Agency Debt
\$ 46,000,000	Federal Home Loan Bank System Notes, 0.370%	313372AQ7	\$ 45,997,924	1/4/2012	1/4/2012	Government Agency Debt
\$ 20,000,000	Federal Home Loan Bank System Notes, 0.370%	313375JB4	\$ 20,000,000	9/21/2012	9/21/2012	Government Agency Debt
\$ 86,000,000	Federal Home Loan Bank System Notes, 0.375%	313374K90	\$ 86,000,000	7/24/2012	7/24/2012	Government Agency Debt
\$ 34,333,333	Federal Home Loan Bank System Notes, 0.400%	313374L40	\$ 34,333,333	7/27/2012	7/27/2012	Government Agency Debt
\$ 39,500,000	Federal Home Loan Bank System Notes, 0.400%	313374XS4	\$ 39,500,000	8/17/2012	8/17/2012	Government Agency Debt
\$ 140,000,000	Federal Home Loan Bank System Notes, 0.400%	313374YU8	\$ 140,000,000	8/17/2012	8/17/2012	Government Agency Debt
\$ 50,000,000	Federal Home Loan Bank System Notes, 0.400%	313375TX5	\$ 50,000,000	10/23/2012	10/23/2012	Government Agency Debt
\$ 110,000,000	Federal Home Loan Bank System Notes, 0.400%	313375ZP5	\$ 110,000,000	11/9/2012	11/9/2012	Government Agency Debt
\$ 73,205,000	Federal Home Loan Bank System Notes, 1.000%	3133XVRS2	\$ 73,292,043	12/28/2011	12/28/2011	Government Agency Debt
\$ 100,000,000	Federal Home Loan Bank System Notes, 1.125%	3133XVQL8	\$ 100,101,271	12/9/2011	12/9/2011	Government Agency Debt
\$ 102,000,000	Federal Home Loan Bank System Notes, 1.125%	3133XWW47	\$ 102,335,997	3/9/2012	3/9/2012	Government Agency Debt
\$ 62,515,000	Federal Home Loan Bank System Notes, 4.875%	3133XHPH9	\$ 62,647,340	11/18/2011	11/18/2011	Government Agency Debt
\$ 65,000,000 ⁽⁴⁾	Federal Home Loan Mortgage Corp. Discount Notes, 0.095%	313396TL7	\$ 64,980,446	2/23/2012	2/23/2012	Government Agency Debt
\$ 100,000,000 ⁽⁴⁾	Federal Home Loan Mortgage Corp. Discount Notes, 0.140%	313396RX3	\$ 99,970,056	1/17/2012	1/17/2012	Government Agency Debt
\$ 92,761,000 ⁽⁵⁾	Federal Home Loan Mortgage Corp. Floating Rate Notes, 0.159%	3128X9XN5	\$ 92,756,383	11/2/2011	2/2/2012	Government Agency Debt
\$ 86,000,000 ⁽⁵⁾	Federal Home Loan Mortgage Corp. Floating Rate Notes, 0.179%	3134G16A7	\$ 85,947,628	11/2/2011	11/2/2012	Government Agency Debt
\$ 87,000,000 ⁽⁵⁾	Federal Home Loan Mortgage Corp. Floating Rate Notes, 0.189%	3134G2DM1	\$ 86,944,095	11/4/2011	2/4/2013	Government Agency Debt
\$ 106,000,000 ⁽⁵⁾	Federal Home Loan Mortgage Corp. Floating Rate Notes, 0.189%	3134G2GJ5	\$ 105,935,485	11/3/2011	5/3/2013	Government Agency Debt
\$ 130,000,000 ⁽⁵⁾	Federal Home Loan Mortgage Corp. Floating Rate Notes, 0.189%	3134G2KM3	\$ 129,916,494	11/1/2011	6/3/2013	Government Agency Debt
\$ 115,000,000 ⁽⁵⁾	Federal Home Loan Mortgage Corp. Floating Rate Notes, 0.191%	3134G2G55	\$ 114,929,529	11/7/2011	5/6/2013	Government Agency Debt
\$ 100,000,000 ⁽⁵⁾	Federal Home Loan Mortgage Corp. Floating Rate Notes, 0.196%	3134G1LC6	\$ 99,991,975	11/29/2011	12/29/2011	Government Agency Debt
\$ 113,000,000 ⁽⁵⁾	Federal Home Loan Mortgage Corp. Floating Rate Notes, 0.202%	3134G13Z5	\$ 112,974,042	11/10/2011	8/10/2012	Government Agency Debt
\$ 45,000,000 ⁽⁵⁾	Federal Home Loan Mortgage Corp. Floating Rate Notes, 0.230%	3134G1LW2	\$ 44,996,561	11/1/2011	1/9/2012	Government Agency Debt
\$ 76,000,000	Federal Home Loan Mortgage Corp. Notes, 2.125%	3137EABY4	\$ 76,595,207	3/23/2012	3/23/2012	Government Agency Debt
\$ 58,816,000 ⁽⁴⁾	Federal National Mortgage Association Discount Notes, 0.105%	31381RVZ7	\$ 58,816,000	11/1/2011	11/1/2011	Government Agency Debt
\$ 149,236,000 ⁽⁴⁾	Federal National Mortgage Association Discount Notes, 0.105%	31381RVX9	\$ 149,236,000	11/1/2011	11/1/2011	Government Agency Debt
\$ 37,500,000 ⁽⁴⁾	Federal National Mortgage Association Discount Notes, 0.105%	31381RVY7	\$ 37,500,000	11/1/2011	11/1/2011	Government Agency Debt
\$ 111,920,000 ⁽⁴⁾	Federal National Mortgage Association Discount Notes, 0.105%	31381RVZ4	\$ 111,920,000	11/1/2011	11/1/2011	Government Agency Debt
\$ 80,000,000 ⁽⁵⁾	Federal National Mortgage Association Floating Rate Notes, 0.199%	3135G0DZ3	\$ 79,937,625	11/3/2011	10/3/2013	Government Agency Debt
\$ 45,000,000 ⁽⁵⁾	Federal National Mortgage Association Floating Rate Notes, 0.202%	3135G0CL5	\$ 44,978,398	11/17/2011	5/17/2013	Government Agency Debt
\$ 50,000,000 ⁽⁵⁾	Federal National Mortgage Association Floating Rate Notes, 0.233%	3135G0CE1	\$ 49,972,942	11/12/2011	8/12/2013	Government Agency Debt
\$ 85,000,000 ⁽⁵⁾	Federal National Mortgage Association Floating Rate Notes, 0.310%	3135G0EV1	\$ 84,966,121	11/1/2011	10/17/2013	Government Agency Debt
\$ 57,000,000	Federal National Mortgage Association Notes, 1.000%	31398AH54	\$ 57,189,535	4/4/2012	4/4/2012	Government Agency Debt
\$ 100,000,000 ⁽⁶⁾⁽⁷⁾⁽⁴⁾	Straight A Funding , LLC Discount Notes,(Unconditional LIQ from Federal Financing Bank), 0.190%	86257FAA3	\$ 99,996,306	11/8/2011	11/11/2011	Government Agency Debt
\$ 100,000,000 ⁽⁶⁾⁽⁷⁾⁽⁴⁾	Straight A Funding , LLC Discount Notes,(Unconditional LIQ from Federal Financing Bank), 0.190%	86257FAB1	\$ 99,995,250	11/10/2011	11/13/2011	Government Agency Debt
\$ 120,000,000 ⁽⁶⁾⁽⁷⁾⁽⁴⁾	Straight A Funding , LLC Discount Notes,(Unconditional LIQ from Federal Financing Bank), 0.190%	86257JD87	\$ 119,951,233	1/17/2012	1/20/2012	Government Agency Debt

62

Principal Amount	(1) Security Description	CUSIP	Amortized Cost Value	(2) Effective Maturity	(3) Final Maturity	Rule 2a-7 Category of Investment
\$ 29,000,000	(6)(7)(4) Straight A Funding , LLC Discount Notes,(Unconditional LIQ from Federal Financing Bank), 0.190%	86257JE29	\$ 28,987,909	1/19/2012	1/22/2012	Government Agency Debt
\$ 100,000,000	(6)(7)(4) Straight A Funding , LLC Discount Notes,(Unconditional LIQ from Federal Financing Bank), 0.190%	86257KD84	\$ 99,998,417	11/4/2011	11/7/2011	Government Agency Debt
\$ 100,000,000	(6)(7)(4) Straight A Funding , LLC Discount Notes,(Unconditional LIQ from Federal Financing Bank), 0.190%	86257KD92	\$ 99,996,833	11/7/2011	11/10/2011	Government Agency Debt
\$ 50,000,000	(6)(7)(4) Straight A Funding , LLC Discount Notes,(Unconditional LIQ from Federal Financing Bank), 0.190%	86257KJ21	\$ 49,986,542	12/22/2011	12/25/2011	Government Agency Debt
\$ 121,000,000	(6)(7)(4) Straight A Funding , LLC Discount Notes,(Unconditional LIQ from Federal Financing Bank), 0.190%	86257MY20	\$ 120,998,084	11/4/2011	11/7/2011	Government Agency Debt
TOTAL GOVERNMENT AGENCIES			\$ 5,647,750,298			
REPURCHASE AGREEMENTS - 58.3%						
\$ 500,000,000	(6) Credit Suisse Securities (USA) LLC, 0.040% dated 10/26/2011	319981007	\$ 500,000,000	11/2/2011	11/2/2011	Treasury Repurchase Agreement
\$ 2,500,000,000	Credit Suisse Securities (USA) LLC, 0.080% dated 10/31/2011	319981007	\$ 2,500,000,000	11/1/2011	11/1/2011	Treasury Repurchase Agreement
\$ 598,439,000	HSBC Securities (USA), Inc., 0.130% dated 10/31/2011	643996002	\$ 598,439,000	11/1/2011	11/1/2011	Government Agency Repurchase Agreement
\$ 143,189,000	J.P. Morgan Securities LLC, 0.080% dated 10/31/2011	616994000	\$ 143,189,000	11/1/2011	11/1/2011	Treasury Repurchase Agreement
\$ 550,000,000	J.P. Morgan Securities LLC, 0.120% dated 10/31/2011	616994000	\$ 550,000,000	11/1/2011	11/1/2011	Government Agency Repurchase Agreement
\$ 1,000,000,000	Merrill Lynch, Pierce, Fenner & Smith, Inc., 0.120% dated 10/31/2011	983JVMH0	\$ 1,000,000,000	11/1/2011	11/1/2011	Government Agency Repurchase Agreement
\$ 3,060,000,000	RBS Securities, Inc., 0.130% dated 10/31/2011	75099K9L5	\$ 3,060,000,000	11/1/2011	11/1/2011	Government Agency Repurchase Agreement
TOTAL REPURCHASE AGREEMENTS			\$ 8,351,628,000			
U.S. TREASURY - 2.3%						
\$ 75,000,000	United States Treasury Notes, 1.000%	912828ML1	\$ 75,090,801	12/31/2011	12/31/2011	Treasury Debt
\$ 100,000,000	United States Treasury Notes, 1.750%	912828JU5	\$ 100,057,149	11/15/2011	11/15/2011	Treasury Debt
\$ 100,000,000	United States Treasury Notes, 4.625%	912828GC8	\$ 100,715,014	12/31/2011	12/31/2011	Treasury Debt
\$ 54,000,000	United States Treasury Notes, 4.625%	912828GK0	\$ 54,782,581	2/29/2012	2/29/2012	Treasury Debt
TOTAL U.S. TREASURY			\$ 330,645,545			
TOTAL INVESTMENTS			\$ 14,330,023,843			

- (1) Includes the name of issuer and coupon or yield of the security.
- (2) Maturity date as determined under Rule 2a-7(d) for purposes of calculating the portfolio's Weighted Average Maturity
- (3) The date on which the fund has an unconditional right to payment of the full principal amount of and any remaining interest on the security.
- (4) Discount rate at time of purchase.
- (5) Floating rate notes with current rate shown.
- (6) Although the repurchase date is more than seven days after the date of purchase, the Fund has the right to terminate the repurchase agreement at any time with seven-days' notice.

The categories of investments are shown as a percentage of net assets (\$14,336,090,437) at the close of business on October 31, 2011, and may not necessarily reflect adjustments that are routinely made when presenting net assets for formal financial statement purposes.

Where appropriate, the following acronyms may be used throughout this portfolio:

Principal Amount	⁽¹⁾ Security Description	CUSIP	Amortized Cost Value	⁽²⁾ Effective Maturity	⁽³⁾ Final Maturity	Rule 2a-7 Category of Investment
------------------	-------------------------------------	-------	----------------------	-----------------------------------	-------------------------------	----------------------------------

FDIC --Federal Deposit Insurance Corporation
 GTD --Guaranteed
 LIQ --Liquidity Agreement
 LLC --Limited Liability Corporation

An investment in money market funds is neither insured nor guaranteed by the Federal Deposit Insurance Corporation or any other government agency. Although money market funds seek to preserve the value of your investment at \$1.00 per share, it is possible to lose money by investing in these funds.

Portfolio holdings are shown as of the date indicated and are unaudited. Since market conditions fluctuate suddenly and frequently, the portfolio holdings may change and this list is not indicative of future portfolio composition. These portfolio holdings are not intended to be and do not constitute recommendations that others buy, sell, or hold any of the securities listed.

For more complete information on the fund, visit FederatedInvestors.com for a prospectus or a summary prospectus, if available. You should consider the fund's investment objectives, risks, charges and expenses carefully before you invest. Information about these and other important subjects is in the fund's prospectus or summary prospectus, which you should read carefully before investing.

A money market fund rated AAAm by Standard & Poor's is granted after evaluating a number of factors, including credit quality, market price exposure, and management. Money market funds rated Aaa by Moody's are judged to be of an investment quality similar to Aaa-rated fixed income obligations, that is, they are judged to be of the best quality. Fitch's money market fund ratings are an assessment of the safety of invested principal and the ability to maintain a stable market value of the fund's shares. Ratings are subject to change and do not remove market risk.

NOT FDIC INSURED NO BANK GUARANTEE MAY LOSE VALUE

Federated Securities Corp., Distributor
 (TXPOOL) 10/31/2011

Federated is a registered mark of Federated Investors, Inc. 2010 © Federated Investors, Inc.

13

TEXPOOL PRIME

Portfolio as of October 31, 2011

Current Net Assets – \$ 978,546,085

Weighted Average Maturity: 33 Days

Weighted Average Life: 34 Days

Credit Rating:

AAA_m STANDARD & POOR'S

Federated

WORLD-CLASS INVESTMENT MANAGER

Principal Amount	(1) Security Description	Identifier	Amortized Cost Value	(2) Effective Maturity	(3) Final Maturity	Rule 2a-7 Category of Investment
COMMERCIAL PAPER - 29.5% (6)						
\$ 25,000,000	Bank of Nova Scotia, Toronto, 0.270%	06416KZN3	\$ 24,990,438	12/22/2011	12/22/2011	Financial Company Commercial Paper
\$ 49,000,000	Citigroup Funding, Inc., 0.300%	17307SY71	\$ 48,997,550	11/7/2011	11/7/2011	Financial Company Commercial Paper
\$ 10,000,000 (4)(5)	Du Pont (E.I.) de Nemours & Co., 0.150%	2635J5Y29	\$ 9,999,958	11/2/2011	11/2/2011	Other Commercial Paper
\$ 20,000,000	FCAR Owner Trust, A1+/P1 Series, 0.280%	3024A0AQ8	\$ 19,986,933	1/24/2012	1/24/2012	Asset Backed Commercial Paper
\$ 6,500,000	FCAR Owner Trust, A1+/P1 Series, 0.420%	3024A0D28	\$ 6,488,398	4/2/2012	4/2/2012	Asset Backed Commercial Paper
\$ 25,000,000	FCAR Owner Trust, A1/P1 Series, 0.240%	3024A7Z29	\$ 24,994,833	12/2/2011	12/2/2011	Asset Backed Commercial Paper
\$ 20,500,000 (4)(5)	Hewlett-Packard Co., 0.180%	42823KZ54	\$ 20,496,515	12/5/2011	12/5/2011	Other Commercial Paper
\$ 12,000,000 (4)(5)	Hewlett-Packard Co., 0.220%	42823JA39	\$ 11,995,380	1/3/2012	1/3/2012	Other Commercial Paper
\$ 2,665,000 (4)(5)	Market Street Funding LLC,(PNC Bank, N.A. LIQ), 0.200%	5705XSZ53	\$ 2,664,497	12/5/2011	12/5/2011	Asset Backed Commercial Paper
\$ 48,000,000 (4)(5)	Market Street Funding LLC,(PNC Bank, N.A. LIQ), 0.220%	5705XSZF1	\$ 47,987,093	12/15/2011	12/15/2011	Asset Backed Commercial Paper
\$ 4,029,000 (4)(5)	Market Street Funding LLC,(PNC Bank, N.A. LIQ), 0.230%	5705XSZF1	\$ 4,027,867	12/15/2011	12/15/2011	Asset Backed Commercial Paper
\$ 15,588,000 (4)(5)	Novartis Finance Corp.,(GTD by Novartis AG), 0.060%	6698M5Y78	\$ 15,587,844	11/7/2011	11/7/2011	Other Commercial Paper
\$ 40,000,000 (4)(5)	Variable Funding Capital Company LLC,(Wells Fargo Bank, N.A. LIQ), 0.210%	92217MZC4	\$ 39,990,433	12/12/2011	12/12/2011	Asset Backed Commercial Paper
\$ 10,000,000 (4)(5)	Variable Funding Capital Company LLC,(Wells Fargo Bank, N.A. LIQ), 0.240%	92217LAS8	\$ 9,994,267	1/26/2012	1/26/2012	Asset Backed Commercial Paper
TOTAL COMMERCIAL PAPER			\$ 288,202,006			
GOVERNMENT AGENCIES - 13.2%						
\$ 25,000,000	Federal Home Loan Bank System Notes, 0.170%	313374ET3	\$ 24,996,489	4/2/2012	4/2/2012	Government Agency Debt
\$ 25,000,000	Federal Home Loan Bank System Notes, 0.190%	3133756M4	\$ 24,996,942	3/15/2012	3/15/2012	Government Agency Debt
\$ 10,000,000	Federal Home Loan Bank System Notes, 0.330%	313375CK1	\$ 10,000,000	9/11/2012	9/11/2012	Government Agency Debt
\$ 10,000,000	Federal Home Loan Bank System Notes, 0.350%	313375R33	\$ 10,000,000	10/3/2012	10/3/2012	Government Agency Debt
\$ 6,666,667	Federal Home Loan Bank System Notes, 0.400%	313374L40	\$ 6,666,667	7/27/2012	7/27/2012	Government Agency Debt
\$ 5,000,000 (4)(5)	Straight A Funding , LLC Discount Notes,(Unconditional LIQ from Federal Financing Bank), 0.140%	86257KF90	\$ 4,999,319	12/6/2011	12/9/2011	Government Agency Debt
\$ 25,000,000 (4)(5)	Straight A Funding , LLC Discount Notes,(Unconditional LIQ from Federal Financing Bank), 0.190%	86257JD87	\$ 24,989,840	1/17/2012	1/20/2012	Government Agency Debt
\$ 22,126,000 (4)(5)	Straight A Funding , LLC Discount Notes,(Unconditional LIQ from Federal Financing Bank), 0.190%	86257KL85	\$ 22,116,308	1/23/2012	1/26/2012	Government Agency Debt
TOTAL GOVERNMENT AGENCIES			\$ 128,765,565			
NOTES - VARIABLE - 4.6%						
\$ 25,000,000 (7)	Fairway Finance Co. LLC,(Bank of Montreal LIQ), 0.253%	30601YJE6	\$ 25,000,000	11/15/2011	12/15/2011	Asset Backed Commercial Paper
\$ 20,000,000 (7)	Federal Home Loan Bank System Floating Rate Notes, 0.229%	3133XYDC6	\$ 19,999,869	11/7/2011	11/7/2011	Government Agency Debt

Principal Amount	⁽¹⁾ Security Description	Identifier	Amortized Cost Value	⁽²⁾ Effective Maturity	⁽³⁾ Final Maturity	Rule 2a-7 Category of Investment
	TOTAL NOTES - VARIABLE		\$ 44,999,869			
	REPURCHASE AGREEMENTS - 51.3%					
\$ 101,561,000	HSBC Securities (USA), Inc., 0.130% dated 10/31/2011	643996002	\$ 101,561,000	11/1/2011	11/1/2011	Government Agency Repurchase Agreement
\$ 200,000,000	J.P. Morgan Securities LLC, 0.120% dated 10/31/2011	616994000	\$ 200,000,000	11/1/2011	11/1/2011	Government Agency Repurchase Agreement
\$ 200,000,000	RBS Securities, Inc., 0.130% dated 10/31/2011	75099K9L5	\$ 200,000,000	11/1/2011	11/1/2011	Government Agency Repurchase Agreement
	TOTAL REPURCHASE AGREEMENTS		\$ 501,561,000			
	U.S. TREASURY - 1.5%					
\$ 15,000,000	United States Treasury Notes, 0.750%	912828MM9	\$ 15,005,303	11/30/2011	11/30/2011	Treasury Debt
	TOTAL U.S. TREASURY		\$ 15,005,303			
	TOTAL INVESTMENTS		\$ 978,533,743			

- (1) Includes the name of issuer and coupon or yield of the security.
- (2) Maturity date as determined under Rule 2a-7(d) for purposes of calculating the portfolio's Weighted Average Maturity
- (3) The date on which the fund has an unconditional right to payment of the full principal amount of and any remaining interest on the security.
- (4) Denotes a restricted security that either: (a) cannot be offered for public sale without first being registered, or being able to take advantage of an exemption from registration, under the Securities Act of 1933; or (b) is subject to a contractual restriction on public sales. At October 31, 2011, these restricted securities amounted to \$ 214,849,322, which represented 22.0% of total net assets.
- (5) Denotes a restricted security that may be resold without restriction to "qualified institutional buyers" as defined in Rule 144A under the Securities Act of 1933 and that the Fund has determined to be liquid under criteria established by the Fund's Board of Trustees. At October 31, 2011, these liquid restricted securities amounted to \$214,849,322, which represented 22.0% of total net assets.
- (6) Discount rate at time of purchase for discount issues, or the coupon for interest-bearing issues.
- (7) Floating rate notes with current rate shown.

The categories of investments are shown as a percentage of net assets (\$978,546,085) at the close of business on October 31, 2011, and may not necessarily reflect adjustments that are routinely made when presenting net assets for formal financial statement purposes.

Where appropriate, the following acronyms may be used throughout this portfolio:

- CP --Commercial Paper
- EDA --Economic Development Authority
- EDC --Economic Development Commission
- EDFA --Economic Development Financing Authority
- FHLB --Federal Home Loan Bank
- FHLMC --Federal Home Loan Mortgage Corporation
- FNMA --Federal National Mortgage Association
- GNMA --Government National Mortgage Association
- GTD --Guaranteed

33

Principal Amount	⁽¹⁾ Security Description	Identifier	Amortized Cost Value	⁽²⁾ Effective Maturity	⁽³⁾ Final Maturity	Rule 2a-7 Category of Investment
------------------	-------------------------------------	------------	----------------------	-----------------------------------	-------------------------------	----------------------------------

- HFA --Housing Finance Authority
- HFDC --Health Facility Development Corporation
- IDA --Industrial Development Authority
- IDB --Industrial Development Bond
- IDRB --Industrial Development Revenue Bond
- LLC --Limited Liability Corporation
- LOC --Letter of Credit
- LP --Limited Partnership
- MFH --Multi-Family Housing

An investment in money market funds is neither insured nor guaranteed by the Federal Deposit Insurance Corporation or any other government agency. Although money market funds seek to preserve the value of your investment at \$1.00 per share, it is possible to lose money by investing in these funds.

Portfolio holdings are shown as of the date indicated and are unaudited. Since market conditions fluctuate suddenly and frequently, the portfolio holdings may change and this list is not indicative of future portfolio composition. These portfolio holdings are not intended to be and do not constitute recommendations that others buy, sell, or hold any of the securities listed.

For more complete information on the fund, visit FederatedInvestors.com for a prospectus or a summary prospectus, if available. You should consider the fund's investment objectives, risks, charges and expenses carefully before you invest. Information about these and other important subjects is in the fund's prospectus or summary prospectus, which you should read carefully before investing.

A money market fund rated AAAm by Standard & Poor's is granted after evaluating a number of factors, including credit quality, market price exposure, and management. Money market funds rated Aaa by Moody's are judged to be of an investment quality similar to Aaa-rated fixed income obligations, that is, they are judged to be of the best quality. Fitch's money market fund ratings are an assessment of the safety of invested principal and the ability to maintain a stable market value of the fund's shares. Ratings are subject to change and do not remove market risk.

NOT FDIC INSURED NO BANK GUARANTEE MAY LOSE VALUE

Federated Securities Corp., Distributor
(TXPRIM) 10/31/2011

Federated is a registered mark of Federated Investors, Inc. 2010 © Federated Investors, Inc.


Certificates of Deposit

As of October 2011

34

Purchase Date	Account Number	Bank	Amount	Maturity Date	Interest Rate	APR	Phone Number
1/18/2011	100266	Texas State Bank	\$ 250,000.00	matured	0.500%	0.500%	949-3721
1/15/2010	61314174008	Bank And Trust	\$ 250,000.00	matured	1.450%	1.450%	944-9555
1/18/2011	66399	Citizens State Bank	\$ 250,000.00	matured	1.000%	1.000%	657-0099
1/18/2011	14169	Crockett National Bank	\$ 250,000.00	matured	0.750%	0.750%	658-6714
1/19/2011	6010865	First National Bank of Paint Rock	\$ 250,000.00	matured	1.000%	1.000%	653-1000
1/18/2011	1000054688	San Angelo Banking Center	\$ 250,000.00	matured	0.997%	1.000%	949-0099
1/15/2010	52 00 8516 3 JP	Texas State Bank-Trust	\$ [REDACTED]	See attachment			949-3721
1/15/2010	61314174008	Bank And Trust	\$ 250,000.00	matured	1.450%	1.450%	944-9555

For the Account of:
TOM GREEN COUNTY TEXAS CD AGENCY
OPERATING FUNDS
DIANNA SPIEKER, TREASURER
 Account Number: **52 00 8516 3 XX**
 Date: **From 10/01/2011 through 10/31/2011**



TOM GREEN COUNTY TEXAS
 C/O DIANNA SPIEKER-TREASURER
 112 WEST BEAUREGARD
 SAN ANGELO TX 76903

Account Valuation	Market Value
10/31/2011	0.00
09/30/2011	27.60
12/31/2010	1,520,223.33

Investment Summary

Units	Description	Unit price	Cost	Market
	CASH		0.00	0.00
	TOTALS		0.00	0.00

Activity Review

Date	Transaction Description	Cash	Investments @ Cost
10/01/2011	BEGINNING BALANCES	0.00	27.60
10/01/2011	FEDERATED PRIME OBLIG #10		
10/05/2011	DIVIDEND RECEIVED	2.06	0.00
10/05/2011	REDEEM	27.60	-27.60
10/05/2011	OTHER ACTIVITY		
10/05/2011	TOM GREEN COUNTY TEXAS DISTRIBUTION TO CLOSE ACCOUNT	-29.66	0.00
10/31/2011	ENDING BALANCES	0.00	0.00

35

Trollinger Estate

Sally Hunter Trollinger Estate Filed 12/27/2000
County Court Cause No. OOP542
County Clerk Records Volume 401 Beginning Page 621

Various oil, gas and mineral royalty interests were willed to Tom Green County to be used for the Library of Tom Green County.

Only working interest is the Yates Field, which is continuing to produce positive cash flow.

These holdings will be held until such time as the Commissioners' Court deems it prudent to divest said holdings.