



Dianna Spieker
Tom Green County Treasurer

FY 19 Monthly Report
June 2019

THE STATE OF TEXAS ()
COUNTY OF TOM GREEN ()
AFFIDAVIT ()

Pursuant to LGC 114.026 I, Dianna M Spieker, Tom Green County Treasurer do hereby submit The Treasurers' Monthly Report. This report includes, but not limited to, money received and disbursed; debts due to (if known) and owed by the county; and all other proceedings in the treasurer's office that pertain to the Financial Standing of Tom Green County. The Treasurer's Books and the Auditor's General Ledger agree. The Bank Statements have been reconciled; any adjustments have been noted including any amount that has been identified as irreconcilable. Irreconcilable differences will be noted and carried in transit until such time as they have been identified and reconciled on the individual bank statements.


Pursuant to Pursuant to GC 2256.023 Internal Management Reports will be reported on a Quarterly Basis in FY19. In prior fiscal years I included said information in this monthly report.

As a matter of internal accounting procedure, any interest earned that is posted by financial institutions to our accounts on the last business day of the month is not included in the combined statement of receipts and disbursements until the following month. Credit Card and E-filing funds are deposited to Clearing Accounts and reconciled monthly. Any funds not previously booked will be credited the following month. These amounts are disclosed in this report .

The total amount of deposits in custody as of the date of this report is the amount of deposits per the combined statement of receipts and disbursements are listed on page 2.

Therefore, Dianna Spieker, County Treasurer of Tom Green County, Texas, who being fully sworn, upon oath says that the within and foregoing report is true and correct to the best of her knowledge.


Filed with accompanying vouchers this, the 23rd day of July, 2019.


Dianna Spieker, Treasurer, Tom Green County / Date


Commissioners' Court having reviewed the Treasurer's Report, on this date, as presented, having taken reasonable steps to ensure its accuracy and based upon presentations of the Treasurer's Office approve the report, subject to the county auditor's review and request that it be filed with the official minutes of this meeting. {LGC 114.026(c)}


In addition, the below signatures affirm that the Treasurers' Report complies with statutes as referenced. {LGC 114.026(d)}

The affidavit must state the amount of the cash and other assets that are in the custody of the county treasurer at the time of the examination. {LGC 114.026(d)} **\$55,395,796.14** Month Ending Balance


County Judge Stephen C. Floyd


Commissioner Ralph Hoelscher- Pct. #1


Commissioner Rick Bacon - Pct. #3


Commissioner Sammy Farmer- Pct. #2


Commissioner Bill Ford - Pct. #4

Treasurer's Monthly Report

Prepared by Dianna Spieker, Tom Green County Treasurer

Section 1 – Fund Balances

Summary of Funds Page 1

Trial Balance for Cash Per Fund Page 5

Trial Balance for Investments Per Fund Page 21

Section 2 - Cash Flow

Interest Page 23

Bank Service Charge Page 25

Credit Card and Efile Accounts Page 26

Section 3 - Debt

Bond Indebtedness Page 27

Section 4 - Collateral

Wells Fargo Bank Collateral Page 30

Funds the Bank has pledged on behalf of Tom Green County, per the Bank Depository Bid.

Summary of Funds

Detailed by Type Monies Held by Treasurer Spieker

June 2019 Ending Balance

<u>Bank</u>	<u>Account</u>	<u>#</u>	<u>FUND</u>	<u>TOTAL</u>	<u>Wells Fargo</u>	<u>Texas Class</u>	<u>CD's</u>	<u>Texpool</u>
	OPER	001	GENERAL	24,976,677.01	1,232,348.26	7,872,770.62	6,778,419.97	9,093,138.16
	OPER	005	R&B #1&3	735,794.54	69,135.02	666,659.52		
	OPER	006	R&B #2&4	366,956.47	13,687.34	353,269.13		
	CAFÉ	009	CAFÉ' TRUST	26,797.86	26,797.86			
	OPER	010	CO. LAW LIBR.	78,286.51	78,286.51			
	ZP	011	ZP-CAFÉ	2,500.00	2,500.00			
	OPER	012	JCTF	198,371.93	198,371.93			
	OPER	013	DC TECH	98,602.10	98,602.10			
	OPER	015	LIBR DONATE	327,112.43	327,112.43			
	OPER	016	RECORDS MGT-DC	5,242.34	5,242.34			
	OPER	018	CRTHSE SEC	6,376.46	6,376.46			
	OPER	019	CC/RM	215,014.98	10,415.91	204,599.07		
	OPER	021	CIP DONATE	12,274.00	12,274.00			
	OPER	022	BATES	81,526.85	81,526.85			
	OPER	023	DIST/COUNTY TECH	9,785.87	9,785.87			
	OPER	026	SPEC REV TRIALS	500,000.00	500,000.00			
	GRANT	027	TCDP	0.00	0.00			
	OPER	030	CC PRESERV	412,180.10	83,785.24	328,394.86		
	OPER	031	CC	7,538.95	7,538.95			
	OPER	032	CC ARCHIVE	160,522.47	160,522.47			
	OPER	035	Child Abuse	3,384.39	3,384.39			
	OPER	036	Third Crt of Appeals	1,926.45	1,926.45			
	OPER	037	Justice Security	55,638.98	55,638.98			
	OPER	038	WASTEWATER	840.00	840.00			
	OPER	041	CA-Pretrial	10,454.53	10,454.53			
	OPER	043	DA-Pretrial	54,337.57	54,337.57			
	OPER	045	CO ATTY	13,175.90	13,175.90			
	OPER	047	JURY DONATE	280.00	280.00			
	OPER	048	ELECT CNTRCT	102,654.59	102,654.59			
	OPER	050	51ST D.A. ST	136.66	136.66			
	OPER	051	LATERAL RDS	33,925.84	33,925.84			

Detailed by Type Monies Held by Treasurer Spieker

June 2019 Ending Balance

<u>Bank</u>	<u>Account</u>	<u>#</u>	<u>FUND</u>	<u>TOTAL</u>	<u>Wells Fargo</u>	<u>Texas Class</u>	<u>CD's</u>	<u>Texpool</u>
	FORT	052	51ST D.A.	788,076.53	788,076.53			TexpoolPrime
	LPPF	054	LPPF	3,142,064.23	3,142,064.23			
	OPER	055	119TH DA ST	3,762.57	3,762.57			
	OPER	056	STATE FEES-CIVIL	145,104.74	145,104.74			
	FORT	057	119TH DA DPS	0.00	0.00			
	FORT	058	119TH DA SPEC	39,062.37	39,062.37			
	CSCD	061	BIPP	9,174.95	9,174.95			
	CSCD	062	AIC/CHAP PROGRAM	(179,785.48)	(179,785.48)			
	CSCD	063	TAIP/CSC GRNT	104,556.19	104,556.19			
	CSCD	064	D.T.P.	24,732.00	24,732.00			
	CSCD	065	CSCD	1,607,844.33	1,607,844.33			
	CSCD	066	CRTC	1,211,571.38	1,211,571.38			
	CSCD	069	SUB. ABUSE	67,670.02	67,670.02			
	OPER	071	ST & MPL FEES	13,584.81	13,584.81			
	OPER	072	CCC	308,774.94	308,774.94			
	OPER	073	GRAFFITI	633.87	633.87			
	OPER	077	Unclaimed Property	4,659.70	4,659.70			
	OPER	078	Bail Bond Board	605,700.00	175,700.00		430,000.00	
	BOND	080	2018 IS	117,723.53	117,723.53			
	BOND	081	2017 IS	192,723.75	192,723.75			
	OPER	082	JUDICIAL-Dist/JP	21,432.12	21,432.12			
	OPER	088	09 TAN Construction	0.00	0.00			
	BOND	089	2015 IS	1,126,078.36	1,126,078.36			
	OPER	090	15 CONSTRUCTION	2,713,888.59	1,020,581.17	1,693,307.42		
	PAYL	095	PAYROLL	5,579.29	5,579.29			
	OPER	097	LEOSE/Sheriff	24,358.61	24,358.61			
	OPER	098	CRSFF	4,079.80	4,079.80			
	OPER	100	CA LEOSE	871.73	871.73			
	OPER	101	17 Construction	5,450,429.45	1,001,944.00	3,457,485.45	991,000.00	
	OPER	102	Const 1 LEOSE	3,815.78	3,815.78			
	OPER	103	Const 2 LEOSE	7,499.79	7,499.79			

Detailed by Type Monies Held by Treasurer Spieker

June 2019 Ending Balance

<u>Bank</u>	<u>Account</u>	<u>#</u>	<u>FUND</u>	<u>TOTAL</u>	<u>Wells Fargo</u>	<u>Texas Class</u>	<u>CD's</u>	<u>Texpool</u>
	OPER	104	Const 3 LEOSE	3,035.86	3,035.86			Prime
	OPER	105	Const 4 LEOSE	1,347.96	1,347.96			
	CSCD	109	TCOMI	33,000.48	33,000.48			
	JUV	110	JDPF	36,101.60	36,101.60			
	OPER	111	CJ EXCESS	11,752.96	11,752.96			
	OPER	112	JUV Restitution	25.62	25.62			
	OPER	114	Child Safety	25,216.99	25,216.99			
	CSCD	116	CRTC-Female	1,573,401.96	1,573,401.96			
	OPER	117	JUV Unclaimed Rest	5,038.00	5,038.00			
	OPER	120	2018 Construction	8,372,919.40	1,467,767.11	6,905,152.29		
	PAYL	125	PAYL-Benefit	0.00	0.00			
	CSCD	150	CCP	66,626.06	66,626.06			
	CSCD	155	CCP	8,731.11	8,731.11			
	CSCD	156	CCP	47,318.93	47,318.93			
	CSCD	157	Pretrail Diversion	51,191.45	51,191.45			
	FORT	401	Sheriff	98,641.66	98,641.66			
	JUV	503	Com Cor/Reg	91,815.01	91,815.01			
	JUV	504	IV-E Prog Reg	138,026.79	138,026.79			
	JUV	508	PSJPO/REG/123	14,615.03	14,615.03			
	JUV	509	PY INT/Reg	11,241.12	11,241.12			
	JUV	517	IV-E Prog Int Coke	9,152.61	9,152.61			
	JUV	540	Grant "R" TGC	(1,214.96)	(1,214.96)			
	JUV	560	Basic Probation	23,183.87	23,183.87			
	JUV	561	Community Programs	9,656.20	9,656.20			
	JUV	562	Prepost SDJ	16,007.03	16,007.03			
	JUV	563	Prepost SDJ	1,186.59	1,186.59			
	JUV	564	Services Regional	1,341.14	1,341.14			
	JUV	570	Grant A Basic	30,800.43	30,800.43			
	JUV	571	Grant A CP	76,270.99	76,270.99			
	JUV	572	Grant A PPA	(21,230.70)	(21,230.70)			
	JUV	573	Grant A CD	(1,875.00)	(1,875.00)			

Detailed by Type Monies Held by Treasurer Spieker

June 2019 Ending Balance

<u>Bank</u> <u>Account</u>	<u>#</u>	<u>FUND</u>	<u>TOTAL</u>	<u>Wells Fargo</u>	<u>Texas Class</u>	<u>CD's</u>	<u>Texpool</u> <u>TexpoolPrime</u>
JUV	574	Grant A MH	8,893.49	8,893.49			
JUV	582	TYC	22,285.23	22,285.23			
JUV	583	IV-E Program	1,123,152.02	1,123,152.02			
JUV	595	GRANT M	4,838.64	4,838.64			
JUV	596	GRANT S	18,151.88	18,151.88			
JUV	520	Grant R COKE	2,810.00	2,810.00			
JUV	597	IV-E Prog Int TGC	54,318.34	54,318.34			
JUV	599	PY INTEREST	6,239.11	6,239.11			
OPER	600	Mandated	66,829.40	66,829.40			
OPER	613	DA Grants	(17,533.43)	(17,533.43)			
OPER	625	CA Grants	(6,467.14)	(6,467.14)			
OPER	665	Adult PROB Grants	(1,830.05)	(1,830.05)			
OPER	654	Sheriff Grants	(4,709.35)	(4,709.35)			
OPER	699	Misc Block Grants	(2,678,491.92)	(2,678,491.92)			
		TOTAL	\$55,395,796.14	\$ 16,621,599.65	\$21,481,638.36	\$8,199,419.97	\$9,093,138.16

Verify Balance Versus GL
Net Zero

\$ 55,395,796.14
\$ 16,621,599.65
\$ 38,774,196.49

OPER Operating Bank Account
BOND Debt Bank Account
CAFÉ' Cafeteria 125 IRS Trust
LPPF Local Provider Participation Fund

ZP CAFÉ' Zesch Pickett Cafeteria
FORT Fortfeiture
JUV Juvenile State Funds
CSCD Adult State Funds
PAYL Payroll
GRANT Grant Funds
WIRE Wire Clearing Account

Trial Balance

Cash	11010
Securities	11512
Certificates of Deposits	11513
Texas Class	11515
Texpool	11517
Texpool Prime	11518

07/08/2019 08:18
adam8298

TOM GREEN COUNTY
ACCOUNT SUMMARY TRIAL BALANCE FOR FY19/JUN TO JUN
FUND

P 1
glatrbal

ACCOUNT ACCOUNT NAME	BEG. BALANCE	ORG	DEBITS	CREDITS	NET CHANGE	END BALANCE
0001-00-000-000-0000-11010 - CASH	76,984.90	0001	7,647,425.62	6,492,062.26	1,155,363.36	1,232,348.26
TOTALS FOR FUND 0001 GENERAL FUND	76,984.90	7,647,425.62	6,492,062.26		1,155,363.36	1,232,348.26
0005 ROAD & BRIDGE PRECINCT 1 & 3 0005-00-000-000-0000-11010 - CASH	46,906.77	0005	59,376.06	37,147.81	22,228.25	69,135.02
TOTALS FOR FUND 0005 ROAD & BRIDGE PRECINCT 1 & 3	46,906.77	59,376.06	37,147.81		22,228.25	69,135.02
0006 ROAD & BRIDGE PRECINCT 2 & 4 0006-00-000-000-0000-11010 - CASH	16,365.76	0006	46,583.16	49,261.58	-2,678.42	13,687.34
TOTALS FOR FUND 0006 ROAD & BRIDGE PRECINCT 2 & 4	16,365.76	46,583.16	49,261.58		-2,678.42	13,687.34
0009 CAFETERIA PLAN TRUST 0009-00-000-000-0000-11010 - CASH	30,282.53	0009	4,659.18	8,143.85	-3,484.67	26,797.86
TOTALS FOR FUND 0009 CAFETERIA PLAN TRUST	30,282.53	4,659.18	8,143.85		-3,484.67	26,797.86
0010 COUNTY LAW LIBRARY 0010-00-000-000-0000-11010 - CASH	76,860.51	0010	7,089.72	5,663.72	1,426.00	78,286.51
TOTALS FOR FUND 0010 COUNTY LAW LIBRARY	76,860.51	7,089.72	5,663.72		1,426.00	78,286.51
0011 CAFETERIA/ZP 0011-00-000-000-0000-11010 - CASH	2,500.00	0011	8,143.85	8,143.85	.00	2,500.00
TOTALS FOR FUND 0011 CAFETERIA/ZP	2,500.00	8,143.85	8,143.85		.00	2,500.00
0012 JUSTICE COURT TECHNOLOGY 0012-00-000-000-0000-11010 - CASH	194,558.07	0012	3,813.86	.00	3,813.86	198,371.93
TOTALS FOR FUND 0012 JUSTICE COURT TECHNOLOGY	194,558.07	3,813.86	.00		3,813.86	198,371.93
0013 DISTRICT CLERK TECHNOLOGY FUND 0013-00-000-000-0000-11010 - CASH	97,350.77	0013	1,251.33	.00	1,251.33	98,602.10

07/08/2019 08:18
adam8298

TOM GREEN COUNTY
ACCOUNT SUMMARY TRIAL BALANCE FOR FY19/JUN TO JUN
FUND

P 2
glatrbal

ACCOUNT ACCOUNT NAME	BEG. BALANCE	ORG	DEBITS	CREDITS	NET CHANGE	END BALANCE
TOTALS FOR FUND 0013						
DISTRICT CLERK TECHNOLOGY FUND	97,350.77		1,251.33	.00	1,251.33	98,602.10
0015 LIBRARY DONATIONS						
0015-00-000-0000-11010 - CASH	327,617.96	0015	508.21	1,013.74	-505.53	327,112.43
TOTALS FOR FUND 0015						
LIBRARY DONATIONS	327,617.96		508.21	1,013.74	-505.53	327,112.43
0016 COUNTY RECORDS MGMT FUND						
0016-00-000-0000-11010 - CASH	4,588.46	0016	653.88	.00	653.88	5,242.34
TOTALS FOR FUND 0016						
COUNTY RECORDS MGMT FUND	4,588.46		653.88	.00	653.88	5,242.34
0018 COURTHOUSE SECURITY						
0018-00-000-0000-11010 - CASH	50,970.80	0018	5,795.04	50,389.38	-44,594.34	6,376.46
TOTALS FOR FUND 0018						
COURTHOUSE SECURITY	50,970.80		5,795.04	50,389.38	-44,594.34	6,376.46
0019 COUNTY RECORDS MANAGEMENT						
0019-00-000-0000-11010 - CASH	4,881.01	0019	14,680.19	9,145.29	5,534.90	10,415.91
TOTALS FOR FUND 0019						
COUNTY RECORDS MANAGEMENT	4,881.01		14,680.19	9,145.29	5,534.90	10,415.91
0021 CRISIS INTERVENTION DONATIONS						
0021-00-000-0000-11010 - CASH	12,071.88	0021	202.12	.00	202.12	12,274.00
TOTALS FOR FUND 0021						
CRISIS INTERVENTION DONATIONS	12,071.88		202.12	.00	202.12	12,274.00
0022 LIBRARY BATES FUND						
0022-00-000-0000-11010 - CASH	81,512.44	0022	14.41	.00	14.41	81,526.85
TOTALS FOR FUND 0022						
LIBRARY BATES FUND	81,512.44		14.41	.00	14.41	81,526.85
0023 DISTRICT/COUNTY CRT TECH FUND						
0023-00-000-0000-11010 - CASH	9,587.11	0023	198.76	.00	198.76	9,785.87

07/08/2019 08:18
adam8298

TOM GREEN COUNTY
ACCOUNT SUMMARY TRIAL BALANCE FOR FY19/JUN TO JUN
FUND

P 3
glatrbal

ACCOUNT ACCOUNT NAME	BEG. BALANCE	ORG	DEBITS	CREDITS	NET CHANGE	END BALANCE
TOTALS FOR FUND 0023						
DISTRICT/COUNTY CRT TECH FUND	9,587.11		198.76	.00	198.76	9,785.87
0026 SPECIAL VENUE TRIALS RESERVE						
0026-00-000-0000-11010 - CASH	500,000.00	0026	88.40	88.40	.00	500,000.00
TOTALS FOR FUND 0026						
SPECIAL VENUE TRIALS RESERVE	500,000.00		88.40	88.40	.00	500,000.00
0030 CNTY CLERK PRESERV & ARCHIVE						
0030-00-000-0000-11010 - CASH	73,762.77	0030	17,830.79	7,808.32	10,022.47	83,785.24
TOTALS FOR FUND 0030						
CNTY CLERK PRESERV & ARCHIVE	73,762.77		17,830.79	7,808.32	10,022.47	83,785.24
0031 GUARDIANSHIP FUND						
0031-00-000-0000-11010 - CASH	6,554.41	0031	984.54	.00	984.54	7,538.95
TOTALS FOR FUND 0031						
GUARDIANSHIP FUND	6,554.41		984.54	.00	984.54	7,538.95
0032 CNTY CLERK ARCHIVE						
0032-00-000-0000-11010 - CASH	152,077.17	0032	17,102.35	8,657.05	8,445.30	160,522.47
TOTALS FOR FUND 0032						
CNTY CLERK ARCHIVE	152,077.17		17,102.35	8,657.05	8,445.30	160,522.47
0035 CHILD ABUSE PREVENTION						
0035-00-000-0000-11010 - CASH	3,151.63	0035	232.76	.00	232.76	3,384.39
TOTALS FOR FUND 0035						
CHILD ABUSE PREVENTION	3,151.63		232.76	.00	232.76	3,384.39
0036 THIRD COURT OF APPEALS						
0036-00-000-0000-11010 - CASH	915.59	0036	1,011.11	.25	1,010.86	1,926.45
TOTALS FOR FUND 0036						
THIRD COURT OF APPEALS	915.59		1,011.11	.25	1,010.86	1,926.45
0037 JUSTICE COURT SECURITY						
0037-00-000-0000-11010 - CASH	54,689.58	0037	949.40	.00	949.40	55,638.98

07/08/2019 08:18
adam8298

TOM GREEN COUNTY
ACCOUNT SUMMARY TRIAL BALANCE FOR FY19/JUN TO JUN
FUND

P 4
glatrbal

ACCOUNT ACCOUNT NAME	BEG. BALANCE	ORG	DEBITS	CREDITS	NET CHANGE	END BALANCE
TOTALS FOR FUND 0037						
JUSTICE COURT SECURITY	54,689.58		949.40	.00	949.40	55,638.98
0038 WASTEWATER TREATMENT						
0038-00-000-000-11010 -	610.00	0038	230.09	.09	230.00	840.00
CASH						
TOTALS FOR FUND 0038						
WASTEWATER TREATMENT	610.00		230.09	.09	230.00	840.00
0041 CA PRETRIAL DIVERSION FUND						
0041-00-000-000-11010 -	13,065.10	0041	1,002.14	3,612.71	-2,610.57	10,454.53
CASH						
TOTALS FOR FUND 0041						
CA PRETRIAL DIVERSION FUND	13,065.10		1,002.14	3,612.71	-2,610.57	10,454.53
0043 DA PRETRIAL DIVERSION FUND						
0043-00-000-000-11010 -	49,863.36	0043	6,508.75	2,034.54	4,474.21	54,337.57
CASH						
TOTALS FOR FUND 0043						
DA PRETRIAL DIVERSION FUND	49,863.36		6,508.75	2,034.54	4,474.21	54,337.57
0045 COUNTY ATTY FEE						
0045-00-000-000-11010 -	13,608.98	0045	137.92	571.00	-433.08	13,175.90
CASH						
TOTALS FOR FUND 0045						
COUNTY ATTY FEE	13,608.98		137.92	571.00	-433.08	13,175.90
0047 JUROR DONATIONS						
0047-00-000-000-11010 -	.00	0047	280.00	.00	280.00	280.00
CASH						
TOTALS FOR FUND 0047						
JUROR DONATIONS	.00		280.00	.00	280.00	280.00
0048 ELECTION CONTRACT SERVICES						
0048-00-000-000-11010 -	94,484.50	0048	8,170.09	.00	8,170.09	102,654.59
CASH						
TOTALS FOR FUND 0048						
ELECTION CONTRACT SERVICES	94,484.50		8,170.09	.00	8,170.09	102,654.59
0050 51ST DISTRICT ATTY FEE						
0050-00-000-000-11010 -	120.87	0050	15.79	.00	15.79	136.66
CASH						

07/08/2019 08:18
adam8298

TOM GREEN COUNTY
ACCOUNT SUMMARY TRIAL BALANCE FOR FY19/JUN TO JUN
FUND

P 5
glatrbal

ACCOUNT ACCOUNT NAME	BEG. BALANCE	ORG	DEBITS	CREDITS	NET CHANGE	END BALANCE
TOTALS FOR FUND 0050						
51ST DISTRICT ATTY FEE	120.87		15.79	.00	15.79	136.66
0051 LATERAL ROAD						
0051-00-000-000-11010 - CASH	33,919.84	0051	6.00	.00	6.00	33,925.84
TOTALS FOR FUND 0051						
LATERAL ROAD	33,919.84		6.00	.00	6.00	33,925.84
0052 51ST DISTRICT ATTY FORFEITURE						
0052-00-000-000-11010 - CASH	789,959.34	0052	56.41	1,939.22	-1,882.81	788,076.53
TOTALS FOR FUND 0052						
51ST DISTRICT ATTY FORFEITURE	789,959.34		56.41	1,939.22	-1,882.81	788,076.53
0054 LOCAL PROVIDER PARTICIPATION						
0054-00-000-000-11010 - CASH	3,161,268.51	0054	795.72	20,000.00	-19,204.28	3,142,064.23
TOTALS FOR FUND 0054						
LOCAL PROVIDER PARTICIPATION	3,161,268.51		795.72	20,000.00	-19,204.28	3,142,064.23
0055 119TH DISTRICT ATTY FEE						
0055-00-000-000-11010 - CASH	3,622.54	0055	140.03	.00	140.03	3,762.57
TOTALS FOR FUND 0055						
119TH DISTRICT ATTY FEE	3,622.54		140.03	.00	140.03	3,762.57
0056 CIVIL STATE FEES						
0056-00-000-000-11010 - CASH	97,567.10	0056	47,550.64	13.00	47,537.64	145,104.74
TOTALS FOR FUND 0056						
CIVIL STATE FEES	97,567.10		47,550.64	13.00	47,537.64	145,104.74
0058 119TH DISTRICT ATTY FORFEITURE						
0058-00-000-000-11010 - CASH	36,305.65	0058	4,585.32	1,828.60	2,756.72	39,062.37
TOTALS FOR FUND 0058						
119TH DISTRICT ATTY FORFEITURE	36,305.65		4,585.32	1,828.60	2,756.72	39,062.37
0061 BATTERING INTER & PREV PRGM						
0061-00-000-000-11010 - CASH	2,848.79	0061	9,438.07	3,111.91	6,326.16	9,174.95

07/08/2019 08:18
adam8298

TOM GREEN COUNTY
ACCOUNT SUMMARY TRIAL BALANCE FOR FY19/JUN TO JUN
FUND

P 6
glatrbal

ACCOUNT ACCOUNT NAME	BEG. BALANCE	ORG	DEBITS	CREDITS	NET CHANGE	END BALANCE
TOTALS FOR FUND 0061						
BATTERING INTER & PREV PRGM	2,848.79		9,438.07	3,111.91	6,326.16	9,174.95
0062 AIC/ACC ADDITIONAL FUNDING						
0062-00-000-0000-11010 -		0062				
CASH	-129,520.95		893.00	51,157.53	-50,264.53	-179,785.48
TOTALS FOR FUND 0062						
AIC/ACC ADDITIONAL FUNDING	-129,520.95		893.00	51,157.53	-50,264.53	-179,785.48
0063 CONCHO VALLEY TAIP						
0063-00-000-0000-11010 -		0063	45,946.44	10,919.82	35,026.62	104,556.19
CASH	69,529.57					
TOTALS FOR FUND 0063						
CONCHO VALLEY TAIP	69,529.57		45,946.44	10,919.82	35,026.62	104,556.19
0064 CONCHO VALLEY DRUG COURT						
0064-00-000-0000-11010 -		0064	21,383.59	3,120.03	18,263.56	24,732.00
CASH	6,468.44					
TOTALS FOR FUND 0064						
CONCHO VALLEY DRUG COURT	6,468.44		21,383.59	3,120.03	18,263.56	24,732.00
0065 CSCD BASIC SUPERVISION						
0065-00-000-0000-11010 -		0065	2,307,205.58	2,090,702.16	216,503.42	1,607,844.33
CASH	1,391,340.91					
TOTALS FOR FUND 0065						
CSCD BASIC SUPERVISION	1,391,340.91		2,307,205.58	2,090,702.16	216,503.42	1,607,844.33
0066 CRTC MALE CCF						
0066-00-000-0000-11010 -		0066	755,146.68	208,171.96	546,974.72	1,211,571.38
CASH	664,596.66					
TOTALS FOR FUND 0066						
CRTC MALE CCF	664,596.66		755,146.68	208,171.96	546,974.72	1,211,571.38
0069 SUBSTANCE ABUSE CASELOAD						
0069-00-000-0000-11010 -		0069	57,494.46	20,843.34	36,651.12	67,670.02
CASH	31,018.90					
TOTALS FOR FUND 0069						
SUBSTANCE ABUSE CASELOAD	31,018.90		57,494.46	20,843.34	36,651.12	67,670.02
0071 STATE & MUNICIPAL FEES						
0071-00-000-0000-11010 -		0071	6,621.38	3,457.33	3,164.05	13,584.81
CASH	10,420.76					

07/08/2019 08:18
adam8298

TOM GREEN COUNTY

ACCOUNT SUMMARY TRIAL BALANCE FOR FY19/JUN TO JUN
FUND

7
P glatrbal

ACCOUNT ACCOUNT NAME	BEG. BALANCE	ORG	DEBITS	CREDITS	NET CHANGE	END BALANCE
TOTALS FOR FUND 0071 STATE & MUNICIPAL FEES	10,420.76		6,621.38	3,457.33	3,164.05	13,584.81
0072 CRIMINAL STATE FEES						
0072-00-000-000-0000-11010 - CASH	208,470.14	0072	100,326.17	21.37	100,304.80	308,774.94
TOTALS FOR FUND 0072 CRIMINAL STATE FEES	208,470.14		100,326.17	21.37	100,304.80	308,774.94
0073 GRAFFITI ERADICATION						
0073-00-000-000-0000-11010 - CASH	633.76	0073	.11	.00	.11	633.87
TOTALS FOR FUND 0073 GRAFFITI ERADICATION	633.76		.11	.00	.11	633.87
0077 UNCLAIMED PROPERTY FUND						
0077-00-000-000-0000-11010 - CASH	4,542.62	0077	117.08	.00	117.08	4,659.70
TOTALS FOR FUND 0077 UNCLAIMED PROPERTY FUND	4,542.62		117.08	.00	117.08	4,659.70
0078 BAIL BOND COLLATERAL						
0078-00-000-000-0000-11010 - CASH	175,700.00	0078	31.06	31.06	.00	175,700.00
TOTALS FOR FUND 0078 BAIL BOND COLLATERAL	175,700.00		31.06	31.06	.00	175,700.00
0080 2018 COB INTEREST & SINKING						
0080-00-000-000-0000-11010 - CASH	111,695.36	0080	6,028.17	.00	6,028.17	117,723.53
TOTALS FOR FUND 0080 2018 COB INTEREST & SINKING	111,695.36		6,028.17	.00	6,028.17	117,723.53
0081 2017 COB INTEREST & SINKING						
0081-00-000-000-0000-11010 - CASH	184,457.14	0081	8,266.61	.00	8,266.61	192,723.75
TOTALS FOR FUND 0081 2017 COB INTEREST & SINKING	184,457.14		8,266.61	.00	8,266.61	192,723.75
0082 JUDICIAL EFFICIENCY						
0082-00-000-000-0000-11010 - CASH	21,523.41	0082	3.81	95.10	-91.29	21,432.12

07/08/2019 08:18
adam8298

TOM GREEN COUNTY
ACCOUNT SUMMARY TRIAL BALANCE FOR FY19/JUN TO JUN
FUND

P 8
glatrbal

ACCOUNT ACCOUNT NAME	BEG. BALANCE	ORG	DEBITS	CREDITS	NET CHANGE	END BALANCE
TOTALS FOR FUND 0082 JUDICIAL EFFICIENCY	21,523.41		3.81	95.10	-91.29	21,432.12
0089 2015 COB INTEREST & SINKING 0089-00-000-000-11010 - CASH	1,077,415.66	0089	62,883.53	14,220.83	48,662.70	1,126,078.36
TOTALS FOR FUND 0089 2015 COB INTEREST & SINKING	1,077,415.66		62,883.53	14,220.83	48,662.70	1,126,078.36
0090 2015 COB CAPITAL PROJECTS 0090-00-000-000-11010 - CASH	7,665.26	0090	2,000,001.93	987,086.02	1,012,915.91	1,020,581.17
TOTALS FOR FUND 0090 2015 COB CAPITAL PROJECTS	7,665.26		2,000,001.93	987,086.02	1,012,915.91	1,020,581.17
0095 PAYROLL 0095-00-000-000-11010 - CASH	4,627.34	0095	4,107,929.02	4,106,977.07	951.95	5,579.29
TOTALS FOR FUND 0095 PAYROLL	4,627.34		4,107,929.02	4,106,977.07	951.95	5,579.29
0097 SHERIFF LEOSE 0097-00-000-000-11010 - CASH	24,354.30	0097	4.31	.00	4.31	24,358.61
TOTALS FOR FUND 0097 SHERIFF LEOSE	24,354.30		4.31	.00	4.31	24,358.61
0098 CHILD RESTRAINT STATE FEE 0098-00-000-000-11010 - CASH	3,535.90	0098	544.44	.54	543.90	4,079.80
TOTALS FOR FUND 0098 CHILD RESTRAINT STATE FEE	3,535.90		544.44	.54	543.90	4,079.80
0100 COUNTY ATTORNEY LEOSE 0100-00-000-000-11010 - CASH	871.58	0100	.15	.00	.15	871.73
TOTALS FOR FUND 0100 COUNTY ATTORNEY LEOSE	871.58		.15	.00	.15	871.73
0101 2017 COB CAPITAL PROJECTS 0101-00-000-000-11010 - CASH	2,369.45	0101	1,020,062.40	20,487.85	999,574.55	1,001,944.00

07/08/2019 08:18
adam8298

TOM GREEN COUNTY
ACCOUNT SUMMARY TRIAL BALANCE FOR FY19/JUN TO JUN
FUND

P 9
glatrbal

ACCOUNT ACCOUNT NAME	BEG. BALANCE	ORG	DEBITS	CREDITS	NET CHANGE	END BALANCE
TOTALS FOR FUND 0101						
2017 COB CAPITAL PROJECTS	2,369.45		1,020,062.40	20,487.85	999,574.55	1,001,944.00
0102 CONSTABLE #1 LEOSE						
0102-00-000-0000-11010 - CASH	3,815.11	0102	.67	.00	.67	3,815.78
TOTALS FOR FUND 0102						
CONSTABLE #1 LEOSE	3,815.11		.67	.00	.67	3,815.78
0103 CONSTABLE #2 LEOSE						
0103-00-000-000-0000-11010 - CASH	7,498.46	0103	1.33	.00	1.33	7,499.79
TOTALS FOR FUND 0103						
CONSTABLE #2 LEOSE	7,498.46		1.33	.00	1.33	7,499.79
0104 CONSTABLE #3 LEOSE						
0104-00-000-000-0000-11010 - CASH	3,035.32	0104	.54	.00	.54	3,035.86
TOTALS FOR FUND 0104						
CONSTABLE #3 LEOSE	3,035.32		.54	.00	.54	3,035.86
0105 CONSTABLE #4 LEOSE						
0105-00-000-000-0000-11010 - CASH	1,672.66	0105	.30	325.00	-324.70	1,347.96
TOTALS FOR FUND 0105						
CONSTABLE #4 LEOSE	1,672.66		.30	325.00	-324.70	1,347.96
0109 MHI SPEC NEEDS OFFENDER						
0109-00-000-000-0000-11010 - CASH	17,804.09	0109	21,832.20	6,635.81	15,196.39	33,000.48
TOTALS FOR FUND 0109						
MHI SPEC NEEDS OFFENDER	17,804.09		21,832.20	6,635.81	15,196.39	33,000.48
0110 JUVENILE DEFERRED PROCESSING						
0110-00-000-000-0000-11010 - CASH	35,507.50	0110	594.10	.00	594.10	36,101.60
TOTALS FOR FUND 0110						
JUVENILE DEFERRED PROCESSING	35,507.50		594.10	.00	594.10	36,101.60
0111 EXCESS CONTRIBUTIONS						
0111-00-000-000-0000-11010 - CASH	11,750.88	0111	2.08	.00	2.08	11,752.96

07/08/2019 08:18
adam8298

TOM GREEN COUNTY
ACCOUNT SUMMARY TRIAL BALANCE FOR FY19/JUN TO JUN
FUND

P 10
glatrbal

ACCOUNT ACCOUNT NAME	BEG. BALANCE	ORG	DEBITS	CREDITS	NET CHANGE	END BALANCE
TOTALS FOR FUND 0111 EXCESS CONTRIBUTIONS	11,750.88		2.08	.00	2.08	11,752.96
0112 JUVENILE RESTITUTION 0112-00-000-0000-11010 - CASH	105.60	0112	.02	80.00	-79.98	25.62
TOTALS FOR FUND 0112 JUVENILE RESTITUTION	105.60		.02	80.00	-79.98	25.62
0114 CHILD SAFETY FEE COUNTY SHARE 0114-00-000-000-0000-11010 - CASH	29,693.04	0114	2,033.31	6,509.36	-4,476.05	25,216.99
TOTALS FOR FUND 0114 CHILD SAFETY FEE COUNTY SHARE	29,693.04		2,033.31	6,509.36	-4,476.05	25,216.99
0116 CRTC FEMALE CCF 0116-00-000-000-0000-11010 - CASH	891,126.71	0116	954,987.92	272,712.67	682,275.25	1,573,401.96
TOTALS FOR FUND 0116 CRTC FEMALE CCF	891,126.71		954,987.92	272,712.67	682,275.25	1,573,401.96
0117 JUVENILE UNCLAIMED RESTITUTION 0117-00-000-000-0000-11010 - CASH	5,037.11	0117	.89	.00	.89	5,038.00
TOTALS FOR FUND 0117 JUVENILE UNCLAIMED RESTITUTION	5,037.11		.89	.00	.89	5,038.00
0120 2018 COB CAPITAL PROJECTS 0120-00-000-000-0000-11010 - CASH	500,578.62	0120	1,000,088.49	32,900.00	967,188.49	1,467,767.11
TOTALS FOR FUND 0120 2018 COB CAPITAL PROJECTS	500,578.62		1,000,088.49	32,900.00	967,188.49	1,467,767.11
0125 TGC BENEFITS TRUST 0125-00-000-000-0000-11010 - CASH	.00	0125	407,707.09	407,707.09	.00	.00
TOTALS FOR FUND 0125 TGC BENEFITS TRUST	.00		407,707.09	407,707.09	.00	.00
0149 COGNITIVE BEHAVIOR INTERVENTIO 0149-00-000-000-0000-11010 - CASH	.00	0149	1.41	1.41	.00	.00

07/08/2019 08:18
adam8298

TOM GREEN COUNTY
ACCOUNT SUMMARY TRIAL BALANCE FOR FY19/JUN TO JUN

P 11
glatrbal

FUND

ACCOUNT ACCOUNT NAME	BEG. BALANCE	ORG	DEBITS	CREDITS	NET CHANGE	END BALANCE
TOTALS FOR FUND 0149	.00		1.41	1.41	.00	.00
COGNITIVE BEHAVIOR INTERVENTIO						
0150 COMMUNITY RE-ENRICHMENT WORK		0150				
0150-00-000-0000-11010 -	38,689.62		35,896.50	7,960.06	27,936.44	66,626.06
CASH						
TOTALS FOR FUND 0150	38,689.62		35,896.50	7,960.06	27,936.44	66,626.06
COMMUNITY RE-ENRICHMENT WORK						
0155 DOMESTIC VIOLENCE CASELOAD		0155				
0155-00-000-0000-11010 -	2,385.23		9,240.17	2,894.29	6,345.88	8,731.11
CASH						
TOTALS FOR FUND 0155	2,385.23		9,240.17	2,894.29	6,345.88	8,731.11
DOMESTIC VIOLENCE CASELOAD						
0156 SEX OFFENDER COUNSELING		0156				
0156-00-000-0000-11010 -	30,111.10		31,347.66	14,139.83	17,207.83	47,318.93
CASH						
TOTALS FOR FUND 0156	30,111.10		31,347.66	14,139.83	17,207.83	47,318.93
SEX OFFENDER COUNSELING						
0157 PRETRIAL DIVERSION PROGRAM		0157				
0157-00-000-0000-11010 -	53,902.45		2,608.04	5,319.04	-2,711.00	51,191.45
CASH						
TOTALS FOR FUND 0157	53,902.45		2,608.04	5,319.04	-2,711.00	51,191.45
PRETRIAL DIVERSION PROGRAM						
0401 SHERIFF FORFEITURE		0401				
0401-00-000-0000-11010 -	95,076.93		8,337.35	4,772.62	3,564.73	98,641.66
CASH						
TOTALS FOR FUND 0401	95,076.93		8,337.35	4,772.62	3,564.73	98,641.66
SHERIFF FORFEITURE						
0500 STATE AID REGIONAL		0500				
0500-00-000-0000-11010 -	.00		109,260.93	109,260.93	.00	.00
CASH						
TOTALS FOR FUND 0500	.00		109,260.93	109,260.93	.00	.00
STATE AID REGIONAL						
0503 COMM CORRECTIONS LOCAL		0503				
0503-00-000-0000-11010 -	91,815.01		23.58	23.58	.00	91,815.01
CASH						

07/08/2019 08:18
adam8298

TOM GREEN COUNTY
ACCOUNT SUMMARY TRIAL BALANCE FOR FY19/JUN TO JUN
FUND

P 12
glatrbal

ACCOUNT ACCOUNT NAME	BEG. BALANCE	ORG	DEBITS	CREDITS	NET CHANGE	END BALANCE
TOTALS FOR FUND 0503 COMM CORRECTIONS LOCAL	91,815.01		23.58	23.58	.00	91,815.01
0504 TITLE IV E REGIONAL 0504-00-000-000-11010 - CASH	137,321.02	0504	740.85	35.08	705.77	138,026.79
TOTALS FOR FUND 0504 TITLE IV E REGIONAL	137,321.02		740.85	35.08	705.77	138,026.79
0508 TYC REGIONAL 0508-00-000-000-11010 - CASH	14,615.03	0508	3.75	3.75	.00	14,615.03
TOTALS FOR FUND 0508 TYC REGIONAL	14,615.03		3.75	3.75	.00	14,615.03
0509 PRIOR YR INTEREST REGIONAL 0509-00-000-000-11010 - CASH	11,198.05	0509	43.07	.00	43.07	11,241.12
TOTALS FOR FUND 0509 PRIOR YR INTEREST REGIONAL	11,198.05		43.07	.00	43.07	11,241.12
0517 TITLE IV E INT COKE 0517-00-000-000-11010 - CASH	9,117.53	0517	35.08	.00	35.08	9,152.61
TOTALS FOR FUND 0517 TITLE IV E INT COKE	9,117.53		35.08	.00	35.08	9,152.61
0520 GRANT R; REGIONALIZATION; REG 0520-00-000-000-11010 - CASH	3,310.00	0520	.79	500.79	-500.00	2,810.00
TOTALS FOR FUND 0520 GRANT R; REGIONALIZATION; REG	3,310.00		.79	500.79	-500.00	2,810.00
0540 GRANT R; TGC; REG 0540-00-000-000-11010 - CASH	-2,430.96	0540	1,216.00	.00	1,216.00	-1,214.96
TOTALS FOR FUND 0540 GRANT R; TGC; REG	-2,430.96		1,216.00	.00	1,216.00	-1,214.96
0560 BASIC PROBATION SERVICES-REG 0560-00-000-000-11010 - CASH	21,888.32	0560	8,432.96	7,137.41	1,295.55	23,183.87

07/08/2019 08:18
adam8298

TOM GREEN COUNTY
ACCOUNT SUMMARY TRIAL BALANCE FOR FY19/JUN TO JUN

FUND

P 13
glatrbal



ACCOUNT ACCOUNT NAME	BEG. BALANCE	ORG	DEBITS	CREDITS	NET CHANGE	END BALANCE
TOTALS FOR FUND 0560						
BASIC PROBATION SERVICES-REG	21,888.32		8,432.96	7,137.41	1,295.55	23,183.87
0561 COMMUNITY PROGRAMS-REGIONAL		0561				
0561-00-000-000-11010 - CASH	9,275.26		3,467.52	3,086.58	380.94	9,656.20
TOTALS FOR FUND 0561						
COMMUNITY PROGRAMS-REGIONAL	9,275.26		3,467.52	3,086.58	380.94	9,656.20
0562 PRE & POST ADJUDICATION - REG						
0562-00-000-000-11010 - CASH	16,007.03	0562	3.57	3.57	.00	16,007.03
TOTALS FOR FUND 0562						
PRE & POST ADJUDICATION - REG	16,007.03		3.57	3.57	.00	16,007.03
0563 COMMITMENT DIVERSION - REG						
0563-00-000-000-11010 - CASH	3,777.52	0563	604.14	3,195.07	-2,590.93	1,186.59
TOTALS FOR FUND 0563						
COMMITMENT DIVERSION - REG	3,777.52		604.14	3,195.07	-2,590.93	1,186.59
0564 MENTAL HEALTH SERVICES - REG						
0564-00-000-000-11010 - CASH	1,273.25	0564	876.26	808.37	67.89	1,341.14
TOTALS FOR FUND 0564						
MENTAL HEALTH SERVICES - REG	1,273.25		876.26	808.37	67.89	1,341.14
0570 BASIC PROBATION SUPERVISION						
0570-00-000-000-11010 - CASH	28,052.71	0570	8,680.49	5,932.77	2,747.72	30,800.43
TOTALS FOR FUND 0570						
BASIC PROBATION SUPERVISION	28,052.71		8,680.49	5,932.77	2,747.72	30,800.43
0571 COMMUNITY PROGRAMS						
0571-00-000-000-11010 - CASH	71,295.07	0571	25,380.92	20,405.00	4,975.92	76,270.99
TOTALS FOR FUND 0571						
COMMUNITY PROGRAMS	71,295.07		25,380.92	20,405.00	4,975.92	76,270.99
0572 PRE & POST ADJUDICATION						
0572-00-000-000-11010 - CASH	-38,268.39	0572	32,660.00	15,622.31	17,037.69	-21,230.70

17

07/08/2019 08:18
adam8298

TOM GREEN COUNTY
ACCOUNT SUMMARY TRIAL BALANCE FOR FY19/JUN TO JUN
FUND

P 14
glatrbal

ACCOUNT ACCOUNT NAME	BEG. BALANCE	ORG	DEBITS	CREDITS	NET CHANGE	END BALANCE
TOTALS FOR FUND 0572 PRE & POST ADJUDICATION	-38,268.39		32,660.00	15,622.31	17,037.69	-21,230.70
0573 COMMITMENT DIVERSION 0573-00-000-000-11010 - CASH	-3,750.00	0573	1,875.00	.00	1,875.00	-1,875.00
TOTALS FOR FUND 0573 COMMITMENT DIVERSION	-3,750.00		1,875.00	.00	1,875.00	-1,875.00
0574 MENTAL HEALTH SERVICES 0574-00-000-000-11010 - CASH	5,492.88	0574	5,890.54	2,489.93	3,400.61	8,893.49
TOTALS FOR FUND 0574 MENTAL HEALTH SERVICES	5,492.88		5,890.54	2,489.93	3,400.61	8,893.49
0582 TYC TGC PAROLE SERVICES 0582-00-000-000-11010 - CASH	35,504.82	0582	61.71	13,281.30	-13,219.59	22,285.23
TOTALS FOR FUND 0582 TYC TGC PAROLE SERVICES	35,504.82		61.71	13,281.30	-13,219.59	22,285.23
0583 TITLE IV E TGC 0583-00-000-000-11010 - CASH	1,124,998.47	0583	8,632.95	10,479.40	-1,846.45	1,123,152.02
TOTALS FOR FUND 0583 TITLE IV E TGC	1,124,998.47		8,632.95	10,479.40	-1,846.45	1,123,152.02
0595 SPECIAL NEEDS DIVERSIONARY PRM 0595-00-000-000-11010 - CASH	4,558.47	0595	2,662.95	2,382.78	280.17	4,838.64
TOTALS FOR FUND 0595 SPECIAL NEEDS DIVERSIONARY PRM	4,558.47		2,662.95	2,382.78	280.17	4,838.64
0596 PIDPP - GRANT "S" 0596-00-000-000-11010 - CASH	20,830.34	0596	8,004.39	10,682.85	-2,678.46	18,151.88
TOTALS FOR FUND 0596 PIDPP - GRANT "S"	20,830.34		8,004.39	10,682.85	-2,678.46	18,151.88
0597 TITLE IV E INT TGC 0597-00-000-000-11010 - CASH	54,028.01	0597	290.33	.00	290.33	54,318.34

07/08/2019 08:18
adam8298

TOM GREEN COUNTY
ACCOUNT SUMMARY TRIAL BALANCE FOR FY19/JUN TO JUN
FUND

P 15
glatrbal

ACCOUNT ACCOUNT NAME	BEG. BALANCE	ORG	DEBITS	CREDITS	NET CHANGE	END BALANCE
TOTALS FOR FUND 0597 TITLE IV E INT TGC	54,028.01		290.33	.00	290.33	54,318.34
0599 PRIOR YR INTEREST TGC 0599-00-000-0000-11010 - CASH	6,195.60	0599	43.51	.00	43.51	6,239.11
TOTALS FOR FUND 0599 PRIOR YR INTEREST TGC	6,195.60		43.51	.00	43.51	6,239.11
0600 REIM FOR MANDATED FUNDING 0600-00-000-0000-11010 - CASH	66,785.33	0600	7,834.69	7,790.62	44.07	66,829.40
TOTALS FOR FUND 0600 REIM FOR MANDATED FUNDING	66,785.33		7,834.69	7,790.62	44.07	66,829.40
0613 DISTRICT ATTY GRANTS 0613-00-000-0000-11010 - CASH	-14,900.60	0613	3,129.97	5,762.80	-2,632.83	-17,533.43
TOTALS FOR FUND 0613 DISTRICT ATTY GRANTS	-14,900.60		3,129.97	5,762.80	-2,632.83	-17,533.43
0625 COUNTY ATTY GRANTS 0625-00-000-0000-11010 - CASH	-6,467.14	0625	3,233.57	3,233.57	.00	-6,467.14
TOTALS FOR FUND 0625 COUNTY ATTY GRANTS	-6,467.14		3,233.57	3,233.57	.00	-6,467.14
0654 SHERIFF GRANTS 0654-00-000-0000-11010 - CASH	-6,452.20	0654	4,968.95	3,226.10	1,742.85	-4,709.35
TOTALS FOR FUND 0654 SHERIFF GRANTS	-6,452.20		4,968.95	3,226.10	1,742.85	-4,709.35
0665 ADULT PROBATION GRANTS 0665-00-000-0000-11010 - CASH	.00	0665	.00	1,830.05	-1,830.05	-1,830.05
TOTALS FOR FUND 0665 ADULT PROBATION GRANTS	.00		.00	1,830.05	-1,830.05	-1,830.05
0699 BLOCK GRANTS 0699-00-000-0000-11010 - CASH	-2,485,365.54	0699	384,791.89	577,918.27	-193,126.38	-2,678,491.92

07/08/2019 08:18
adam8298

TOM GREEN COUNTY
ACCOUNT SUMMARY TRIAL BALANCE FOR FY19/JUN TO JUN
FUND

P 16
glatrbal

ACCOUNT ACCOUNT NAME	BEG. BALANCE	ORG	DEBITS	CREDITS	NET CHANGE	END BALANCE
TOTALS FOR FUND 0699 BLOCK GRANTS	-2,485,365.54		384,791.89	577,918.27	-193,126.38	-2,678,491.92
REPORT TOTALS	10,900,646.23		21,515,932.06	15,794,978.64	5,720,953.42	16,621,599.65

** END OF REPORT - Generated by ADAM NUNEZ **

07/08/2019 08:13
adam8298

TOM GREEN COUNTY
ACCOUNT SUMMARY TRIAL BALANCE FOR FY19/JUN TO JUN
FUND

P 1
glatrbal

ACCOUNT ACCOUNT NAME	BEG. BALANCE	ORG	DEBITS	CREDITS	NET CHANGE	END BALANCE
0001-00-000-000-11513 - CERTIFICATE OF DEPOSITS	6,767,885.86	0001	11,634.92	1,485,100.81	-1,473,465.89	5,294,419.97
0001-00-000-000-11513 -WELLS CERTIFICATE OF DEPOSITS	.00	0001	1,484,000.00	.00	1,484,000.00	1,484,000.00
0001-00-000-000-11515 - TEXAS CLASS	10,599,471.93	0001	23,298.69	2,750,000.00	-2,726,701.31	7,872,770.62
0001-00-000-000-11517 - TEXPOOL INVESTMENTS	4,030,599.86	0001	8,217.41	.00	8,217.41	4,038,817.27
0001-00-000-000-11518 - TEXPOOL PRIME INVESTMENTS	5,043,411.82	0001	10,909.07	.00	10,909.07	5,054,320.89
TOTALS FOR FUND 0001 GENERAL FUND	26,441,369.47	1,538,060.09	4,235,100.81	-2,697,040.72	23,744,328.75	
0005 ROAD & BRIDGE PRECINCT 1 & 3 0005-00-000-000-11515 - TEXAS CLASS	665,330.69	0005	1,328.83	.00	1,328.83	666,659.52
TOTALS FOR FUND 0005 ROAD & BRIDGE PRECINCT 1 & 3	665,330.69	1,328.83	.00	1,328.83	666,659.52	
0006 ROAD & BRIDGE PRECINCT 2 & 4 0006-00-000-000-11515 - TEXAS CLASS	352,458.77	0006	810.36	.00	810.36	353,269.13
TOTALS FOR FUND 0006 ROAD & BRIDGE PRECINCT 2 & 4	352,458.77	810.36	.00	810.36	353,269.13	
0019 COUNTY RECORDS MANAGEMENT 0019-00-000-000-11515 - TEXAS CLASS	214,133.57	0019	465.50	10,000.00	-9,534.50	204,599.07
TOTALS FOR FUND 0019 COUNTY RECORDS MANAGEMENT	214,133.57	465.50	10,000.00	-9,534.50	204,599.07	
0030 CNTY CLERK PRESERV & ARCHIVE 0030-00-000-000-11515 - TEXAS CLASS	327,682.52	0030	712.34	.00	712.34	328,394.86
TOTALS FOR FUND 0030 CNTY CLERK PRESERV & ARCHIVE	327,682.52	712.34	.00	712.34	328,394.86	
0078 BAIL BOND COLLATERAL 0078-00-000-000-11513 - CERTIFICATE OF DEPOSITS	430,000.00	0078	.00	.00	.00	430,000.00
TOTALS FOR FUND 0078 BAIL BOND COLLATERAL	430,000.00	.00	.00	.00	430,000.00	
0090 2015 COB CAPITAL PROJECTS 0090-00-000-000-11515 - TEXAS CLASS	3,685,171.97	0090	8,135.45	2,000,000.00	-1,991,864.55	1,693,307.42

07/08/2019 08:13
adam8298

TOM GREEN COUNTY
ACCOUNT SUMMARY TRIAL BALANCE FOR FY19/JUN TO JUN
FUND

P 2
glatrbal



ACCOUNT ACCOUNT NAME	BEG. BALANCE	ORG	DEBITS	CREDITS	NET CHANGE	END BALANCE
TOTALS FOR FUND 0090						
2015 COB CAPITAL PROJECTS	3,685,171.97		8,135.45	2,000,000.00	-1,991,864.55	1,693,307.42
0101 2017 COB CAPITAL PROJECTS		0101				
0101-00-000-0000-11513 -			.00	.00	.00	991,000.00
CERTIFICATE OF DEPOSITS	991,000.00					
0101-00-000-0000-11515 -		0101				
TEXAS CLASS	4,467,566.59		9,918.86	1,020,000.00	-1,010,081.14	3,457,485.45
TOTALS FOR FUND 0101						
2017 COB CAPITAL PROJECTS	5,458,566.59		9,918.86	1,020,000.00	-1,010,081.14	4,448,485.45
0120 2018 COB CAPITAL PROJECTS		0120				
0120-00-000-0000-11515 -						
TEXAS CLASS	7,888,004.83		17,147.46	1,000,000.00	-982,852.54	6,905,152.29
TOTALS FOR FUND 0120						
2018 COB CAPITAL PROJECTS	7,888,004.83		17,147.46	1,000,000.00	-982,852.54	6,905,152.29
REPORT TOTALS	45,462,718.41		1,576,578.89	8,265,100.81	-6,688,521.92	38,774,196.49

** END OF REPORT - Generated by ADAM NUNEZ **

Interest Earned

Bank Service Charge

Credit Card Balance

Electronic Filing Balance

Wells Fargo (Oper)**Texas Class (Annual Yield)**

Interest Earned	Interest Rate	Interest Variance	Fiscal	Interest Earned	Interest Rate	Interest Variance
\$ 2,112.98	0.3000%		Oct-18	\$ 52,732.94	2.3400%	
\$ 1,454.92	0.3000%	0.0000%	Nov-18	\$ 48,373.64	2.4200%	0.0800%
\$ 1,845.98	0.3000%	0.0000%	Dec-18	\$ 49,202.45	2.5000%	0.0800%
\$ 2,433.93	0.3000%	0.0000%	Jan-19	\$ 67,723.16	2.6200%	0.1200%
\$ 1,741.69	0.3000%	0.0000%	Feb-19	\$ 69,780.05	2.6300%	0.0100%
\$ 1,404.52	0.3000%	0.0000%	Mar-19	\$ 71,536.66	2.6100%	-0.0200%
\$ 1,141.32	0.3000%	0.0000%	Apr-19	\$ 65,154.56	2.5800%	-0.0300%
\$ 803.71	0.3000%	0.0000%	May-19	\$ 61,817.49	2.5600%	-0.0200%
\$ 506.04	0.2700%	-0.0300%	Jun-19	\$ 53,121.90	2.5000%	-0.0600%
\$ -	0.0000%	-0.2700%	Jul-19	\$ -	0.0000%	-2.5000%
\$ -	0.0000%	0.0000%	Aug-19	\$ -	0.0000%	0.0000%
\$ -	0.0000%	0.0000%	Sep-19	\$ -	0.0000%	0.0000%
\$ 13,445.09	0.0000%		TTD	\$ 539,442.85	2.2760%	

* Wells Fargo Interest is only for the OPER Account - the Munis detail will include all bank accounts

Texpool (Avg Monthly Rate)**Texpool Prime (Avg Mthly Rate)**

Interest Earned	Interest Rate	Interest Variance		Interest Earned	Interest Rate	Interest Variance
\$ 3,800.30	2.1400%		Oct-18	\$ 5,152.59	2.3300%	
\$ 3,786.14	2.2000%	0.0600%	Nov-18	\$ 5,130.40	2.3900%	0.0600%
\$ 2,285.78	2.2900%	0.0900%	Dec-18	\$ 4,448.65	2.4900%	0.1000%
\$ 2,043.51	2.3900%	0.1000%	Jan-19	\$ 4,449.01	2.6100%	0.1200%
\$ 5,212.45	2.4000%	0.0100%	Feb-19	\$ 7,632.24	2.5900%	-0.0200%
\$ 8,238.47	2.4200%	0.0200%	Mar-19	\$ 11,049.20	2.5900%	0.0000%
\$ 8,048.82	2.4300%	0.0100%	Apr-19	\$ 10,686.61	2.5800%	-0.0100%
\$ 8,217.41	2.4000%	-0.0300%	May-19	\$ 10,909.07	2.5500%	-0.0300%
\$ 7,904.64	2.3800%	-0.0200%	Jun-19	\$ 10,479.52	2.5200%	-0.0300%
\$ -	0.0000%	-2.3800%	Jul-19	\$ -	0.0000%	-2.5200%
\$ -	0.0000%	0.0000%	Aug-19	\$ -	0.0000%	0.0000%
\$ -	0.0000%	0.0000%	Sep-19	\$ -	0.0000%	0.0000%
\$ 49,537.52	2.1050%		TTD	\$ 69,937.29	2.2650%	

Average All Investments

1.6615%

07/17/2019
08:05:47

TOM GREEN COUNTY
INTEREST

FROM 2019 01 TO 2019 13

	ORIGINAL APPROP	TRANSFRS/ ADJSTMTS	REVISED BUDGET	ACTUALS	ENCUMBRANCES	AVAILABLE BUDGET	PCT USED
43701 DEPOSITORY INTEREST	18,990	100	19,090	33,185.59	.00	-14,095.59	173.8%
43702 TX CLASS ASSET SECURITY INT	18,990	100	19,090	33,185.59	.00	-14,095.59	
43703 CERTIFICATE OF DEPOSIT INTERES	0	0	0	.00	.00	.00	.0%
TOTAL REVENUES	128,997	0	128,997	169,943.41	.00	-40,946.41	131.7%
43705 TEXAS CLASS INTEREST	428,911	0	428,911	539,442.85	.00	-110,531.85	125.8%
43707 TEXPOOL INTEREST	428,911	0	428,911	539,442.85	.00	-110,531.85	
TOTAL REVENUES	10,000	0	10,000	49,537.52	.00	-39,537.52	495.4%
43708 TEXPOOL PRIME INTEREST	10,000	0	10,000	49,537.52	.00	-39,537.52	
TOTAL REVENUES	15,000	0	15,000	69,937.29	.00	-54,937.29	466.2%
43711 GAIN ON INVESTMENT	0	0	0	.00	.00	.00	.0%
43712 MINERAL INTEREST	0	0	0	657.27	.00	-657.27	.0%
TOTAL REVENUES	0	0	0	657.27	.00	-657.27	
GRAND TOTAL	601,898	100	601,998	862,703.93	.00	-260,705.93	143.3%

24

07/15/2019
14:43:27

TOM GREEN COUNTY
SERVICE CHARGE

PAGE 1
glflxprt

FROM 2019 01 TO 2019 13

	ORIGINAL APPROP	TRANSFERS/ ADJUSTMTS	REVISED BUDGET	ACTUALS	ENCUMBRANCES	AVAILABLE BUDGET	PCT USED
70444 BANK SVC CHARGES	35,000	0	35,000	14,549.80	.00	20,450.20	41.6%
TOTAL EXPENSES	35,000	0	35,000	14,549.80	.00	20,450.20	
GRAND TOTAL	35,000	0	35,000	14,549.80	.00	20,450.20	41.6%

07/08/2019 08:14
adam8298

TOM GREEN COUNTY
ACCOUNT SUMMARY TRIAL

BALANCE FOR FY19/JUN TO JUN
FUND

P 1
glatrbal

ACCOUNT ACCOUNT NAME	BEG. BALANCE	ORG	DEBITS	CREDITS	NET CHANGE	END BALANCE
0001-00-000-000-11703 - COUNTY CLERK CREDIT CARD	2,803.59	0001	29,856.89	28,261.58	1,595.31	4,398.90
0001-00-000-000-11714 - DISTRICT CLERK CREDIT CARD	1,304.63	0001	9,684.69	10,030.00	-345.31	959.32
0001-00-000-000-11715 - JP1 CREDIT CARD CLEARING ACCT	2,241.22	0001	14,520.90	14,408.10	112.80	2,354.02
0001-00-000-000-11716 - JP2 CREDIT CARD CLEARING ACCT	8,273.87	0001	61,129.10	66,227.70	-5,098.60	3,175.27
0001-00-000-000-11717 - JP3 CREDIT CARD CLEARING ACCT	2,702.05	0001	19,006.10	20,406.00	-1,399.90	1,302.15
0001-00-000-000-11718 - JP4 CREDIT CARD CLEARING ACCT	2,054.01	0001	22,187.90	19,236.84	2,951.06	5,005.07
0001-00-000-000-11723 - COUNTY CLERK EFILE ACCOUNT	1,613.00	0001	23,433.00	21,027.00	2,406.00	4,019.00
0001-00-000-000-11724 - DISTRICT CLERK EFILE ACCOUNT	2,694.00	0001	23,925.00	20,530.00	3,395.00	6,089.00
0001-00-000-000-11725 - JP#1 EFILE ACCOUNT	5.00	0001	.00	.00	.00	5.00
0001-00-000-000-11726 - JP#2 EFILE ACCOUNT	5.00	0001	.00	.00	.00	5.00
0001-00-000-000-11727 - JP#3 EFILE ACCOUNT	5.00	0001	.00	.00	.00	5.00
0001-00-000-000-11728 - JP#4 EFILE ACCOUNT	46.00	0001	860.00	906.00	-46.00	.00
0001-00-000-000-11750 - ACH/WIRE BANK ACCOUNT "IRS"	.00	0001	589.00	682.00	-93.00	-93.00
0001-00-000-000-11780 - LIBRARY CREDIT CARD CLEARING	545.02	0001	2,866.49	2,774.14	92.35	637.37
0001-01-000-036-0000-11733 - RESEARCH TX CLEARING - CC	5.00	00010360	10.30	10.30	.00	5.00
0001-01-000-036-0000-11734 - RESEARCH TX CLEARING - DC	5.00	00010360	3.60	3.60	.00	5.00

TOTALS FOR FUND 0001

GENERAL FUND

24,302.39	208,072.97	204,503.26	3,569.71	27,872.10
24,302.39	208,072.97	204,503.26	3,569.71	27,872.10

** END OF REPORT - Generated by ADAM NUNEZ **

Bond Indebtedness

TOM GREEN COUNTY INDEBTEDNESS

June 2019 Ending Balance

FUND 087 TAX NOTES SERIES 2009

TAX NOTES, SERIES 2009

2.4970300% (Net Eff Int Rate - Texas Vernon's)

ORIGINAL DEBT ISSUED \$8,350,000.00

TOM GREEN COUNTY INDEBTEDNESS

15 Certificate of Obligation

FUND 089 CERTIFICATE OF OBLIGATION SERIES 2015

3.54075300% (Net Eff Int Rate - Texas Vernon's)

ORIGINAL DEBT ISSUED \$50,000,000.00

PREVIOUS BALANCE OUTSTANDING	PRINCIPAL PAYMENT DUE	CURRENT BALANCE OUTSTANDING	SCHEDULED DUE DATE	
50,000,000.00	\$0.00	50,000,000.00	01-Feb-16	
50,000,000.00	\$0.00	50,000,000.00	01-Feb-17	
50,000,000.00	\$1,365,000.00	48,635,000.00	01-Feb-18	<u>PAID</u>
48,635,000.00	\$1,525,000.00	47,110,000.00	01-Feb-19	<u>PAID</u>
47,110,000.00	\$1,605,000.00	45,505,000.00	01-Feb-20	
45,505,000.00	\$1,690,000.00	43,815,000.00	01-Feb-21	
43,815,000.00	\$1,775,000.00	42,040,000.00	01-Feb-22	
42,040,000.00	\$1,865,000.00	40,175,000.00	01-Feb-23	
40,175,000.00	\$1,940,000.00	38,235,000.00	01-Feb-24	
38,235,000.00	\$2,020,000.00	36,215,000.00	01-Feb-25	
36,215,000.00	\$2,125,000.00	34,090,000.00	01-Feb-26	
34,090,000.00	\$2,235,000.00	31,855,000.00	01-Feb-27	
31,855,000.00	\$2,325,000.00	29,530,000.00	01-Feb-28	
29,530,000.00	\$2,420,000.00	27,110,000.00	01-Feb-29	
27,110,000.00	\$2,520,000.00	24,590,000.00	01-Feb-30	
24,590,000.00	\$2,630,000.00	21,960,000.00	01-Feb-31	
21,960,000.00	\$2,765,000.00	19,195,000.00	01-Feb-32	
19,195,000.00	\$2,880,000.00	16,315,000.00	01-Feb-33	
16,315,000.00	\$2,995,000.00	13,320,000.00	01-Feb-34	
13,320,000.00	\$3,130,000.00	10,190,000.00	01-Feb-35	
10,190,000.00	\$3,270,000.00	6,920,000.00	01-Feb-36	
6,920,000.00	\$3,395,000.00	3,525,000.00	01-Feb-37	
3,525,000.00	\$3,525,000.00	0.00	01-Feb-38	

* PRINCIPAL PAYMENTS DUE ANNUALLY ON THE 1st DAY OF FEBRUARY. ACTUALLY PAID EVERY JANUARY

** INTEREST PAYMENTS ARE DUE SEMI-ANNUALLY ON THE 1st DAY OF FEBRUARY AND AUGUST

TOM GREEN COUNTY INDEBTEDNESS

June 2019 Ending Balance

FUND 081 COMBINATION TAX & LIMITED SURPLUS REVENUE CERTIFICATES OF OBLIGATION ,SERIES 2017

Cusip Prefix 889642

PREVIOUS BALANCE OUTSTANDING	PRINCIPAL PAYMENT DUE	CURRENT BALANCE OUTSTANDING	SCHEDULED DUE DATE	
9,515,000.00	\$0.00	9,515,000.00	01-Feb-17	
9,515,000.00	\$170,000.00	9,345,000.00	01-Feb-18 GJ7	<u>PAID</u>
9,345,000.00	\$305,000.00	9,040,000.00	01-Feb-19 GK4	<u>PAID</u>
9,040,000.00	\$310,000.00	8,730,000.00	01-Feb-20 GL2	
8,730,000.00	\$345,000.00	8,385,000.00	01-Feb-21 GM0	
8,385,000.00	\$355,000.00	8,030,000.00	01-Feb-22 GN8	
8,030,000.00	\$365,000.00	7,665,000.00	01-Feb-23 GP3	
7,665,000.00	\$380,000.00	7,285,000.00	01-Feb-24 GQ1	
7,285,000.00	\$395,000.00	6,890,000.00	01-Feb-25 GR9	
6,890,000.00	\$415,000.00	6,475,000.00	01-Feb-26 GS7	
6,475,000.00	\$430,000.00	6,045,000.00	01-Feb-27 GT5	
6,045,000.00	\$445,000.00	5,600,000.00	01-Feb-28 GU2	
5,600,000.00	\$500,000.00	5,100,000.00	01-Feb-29 GV0	
5,100,000.00	\$510,000.00	4,590,000.00	01-Feb-30 GV0	
4,590,000.00	\$525,000.00	4,065,000.00	01-Feb-31 GV0	
4,065,000.00	\$540,000.00	3,525,000.00	01-Feb-32 GV0	
3,525,000.00	\$555,000.00	2,970,000.00	01-Feb-33 GV0	
2,970,000.00	\$570,000.00	2,400,000.00	01-Feb-34 GV0	
2,400,000.00	\$585,000.00	1,815,000.00	01-Feb-35 GV0	
1,815,000.00	\$600,000.00	1,215,000.00	01-Feb-36 GV0	
1,215,000.00	\$615,000.00	600,000.00	01-Feb-37 GV0	
600,000.00	\$600,000.00	0.00	01-Feb-38 GW8	

TOM GREEN COUNTY INDEBTEDNESS

June 2019 Ending Balance

FUND 080 COMBINATION TAX & LIMITED SURPLUS REVENUE CERTIFICATES OF OBLIGATION, SERIES 2018

Cusip NO. Prefix: 889642


MATURITY SCHEDULE

\$7,960,000

\$4,670,000 Serial Certificates

PREVIOUS BALANCE OUTSTANDING	PRINCIPAL AMOUNT DUE	CURRENT BALANCE OUTSTANDING	SCHEDULED DUE DATE	
7,960,000.00	\$0.00	\$7,960,000.00	1-Feb-18	
7,960,000.00	\$160,000.00	\$7,800,000.00	1-Feb-19 GX6	PAID
7,800,000.00	\$250,000.00	\$7,550,000.00	1-Feb-20 GY4	
7,550,000.00	\$265,000.00	\$7,285,000.00	1-Feb-21 GZ1	
7,285,000.00	\$275,000.00	\$7,010,000.00	1-Feb-22 HA5	
7,010,000.00	\$290,000.00	\$6,720,000.00	1-Feb-23 HB3	
6,720,000.00	\$305,000.00	\$6,415,000.00	1-Feb-24 HC1	
6,415,000.00	\$320,000.00	\$6,095,000.00	1-Feb-25 HD9	
6,095,000.00	\$340,000.00	\$5,755,000.00	1-Feb-26 HE7	
5,755,000.00	\$355,000.00	\$5,400,000.00	1-Feb-27 HF4	
5,400,000.00	\$375,000.00	\$5,025,000.00	1-Feb-28 HG2	
5,025,000.00	\$390,000.00	\$4,635,000.00	1-Feb-29 HH0	
4,635,000.00	\$400,000.00	\$4,235,000.00	1-Feb-30 HJ6	
4,235,000.00	\$415,000.00	\$3,820,000.00	1-Feb-31 HK3	
3,820,000.00	\$430,000.00	\$3,390,000.00	1-Feb-32 HK3	
3,390,000.00	\$445,000.00	\$2,945,000.00	1-Feb-33 HK3	
2,945,000.00	\$455,000.00	\$2,490,000.00	1-Feb-34 HK3	
2,490,000.00	\$470,000.00	\$2,020,000.00	1-Feb-35 HK3	
2,020,000.00	\$480,000.00	\$1,540,000.00	1-Feb-36 HK3	
1,540,000.00	\$500,000.00	\$1,040,000.00	1-Feb-37 HK3	
1,040,000.00	\$510,000.00	\$530,000.00	1-Feb-38 HK3	
530,000.00	\$530,000.00	\$0.00	1-Feb-39 HM9	

Bank Collateral



Public Funds Collateral Unit
333 Market St 15th Floor
San Francisco, CA 94105-
Phone: 1-877-479-6603
publicfundscollateral@wellsfargo.com

PUBLIC FUNDS

STATEMENT PERIOD

06/01/2019 - 06/30/2019

XNPBFMDTBQ 1 000130




TOM GREEN COUNTY
DIANNA SPIEKER
112 W BEAUREGARD AVE
COUNTY TREASURER
SAN ANGELO, TX 76903-5835

DAILY COLLATERAL REPORT

Date	Deposit Total	FDIC Insurance	Total Deposits Requiring Collateral	Collateral Value	Required Collateral Level	Collateral Value vs. Required Collateral
06/01/2019	15,271,601.42	500,000.00	14,771,601.42	29,238,520.60	16,248,761.56	12,989,759.04
06/02/2019	15,271,601.42	500,000.00	14,771,601.42	29,238,520.60	16,248,761.56	12,989,759.04
06/03/2019	15,241,157.89	500,000.00	14,741,157.89	29,321,967.10	16,215,273.68	13,106,693.42
06/04/2019	15,444,675.36	500,000.00	14,944,675.36	29,260,396.23	16,439,142.90	12,821,253.33
06/05/2019	15,625,578.38	500,000.00	15,125,578.38	29,229,328.36	16,638,136.22	12,591,192.14
06/06/2019	15,122,708.94	500,000.00	14,622,708.94	29,238,147.53	16,084,979.83	13,153,167.70
06/07/2019	13,867,467.17	500,000.00	13,367,467.17	29,103,775.12	14,704,213.89	14,399,561.23
06/08/2019	13,867,467.17	500,000.00	13,367,467.17	29,103,775.12	14,704,213.89	14,399,561.23
06/09/2019	13,867,467.17	500,000.00	13,367,467.17	29,103,775.12	14,704,213.89	14,399,561.23
06/10/2019	13,962,851.71	500,000.00	13,462,851.71	29,021,271.75	14,809,136.88	14,212,134.87
06/11/2019	16,358,840.86	500,000.00	15,858,840.86	28,980,435.41	17,444,724.95	11,535,710.46
06/12/2019	18,208,569.33	500,000.00	17,708,569.33	29,005,491.38	19,479,426.26	9,526,065.12
06/13/2019	18,007,010.13	500,000.00	17,507,010.13	22,125,473.99	19,257,711.14	2,867,762.85
06/14/2019	17,839,090.21	500,000.00	17,339,090.21	22,091,104.75	19,072,999.23	3,018,105.52
06/15/2019	17,839,090.21	500,000.00	17,339,090.21	22,091,104.75	19,072,999.23	3,018,105.52
06/16/2019	17,839,090.21	500,000.00	17,339,090.21	22,091,104.75	19,072,999.23	3,018,105.52
06/17/2019	17,477,771.00	500,000.00	16,977,771.00	22,090,038.24	18,675,548.10	3,414,490.14
06/18/2019	17,510,825.80	500,000.00	17,010,825.80	22,135,007.78	18,711,908.38	3,423,099.40
06/19/2019	17,647,550.52	500,000.00	17,147,550.52	22,198,140.06	18,862,305.57	3,335,834.49
06/20/2019	17,670,766.77	500,000.00	17,170,766.77	22,284,446.55	18,887,843.45	3,396,603.10
06/21/2019	16,329,572.52	500,000.00	15,829,572.52	22,189,401.75	17,412,529.77	4,776,871.98
06/22/2019	16,329,572.52	500,000.00	15,829,572.52	22,189,401.75	17,412,529.77	4,776,871.98
06/23/2019	16,329,572.52	500,000.00	15,829,572.52	22,189,401.75	17,412,529.77	4,776,871.98
06/24/2019	16,070,486.88	500,000.00	15,570,486.88	22,224,926.41	17,127,535.57	5,097,390.84
06/25/2019	20,081,217.97	500,000.00	19,581,217.97	22,253,543.77	21,539,339.77	714,204.00
06/26/2019	20,019,684.06	500,000.00	19,519,684.06	22,461,234.33	21,471,652.47	989,581.86
06/27/2019	19,792,551.15	500,000.00	19,292,551.15	22,518,515.62	21,221,806.27	1,296,709.36
06/28/2019	20,070,964.43	500,000.00	19,570,964.43	22,451,459.72	21,528,060.87	923,398.85
06/29/2019	20,070,964.43	500,000.00	19,570,964.43	22,451,459.72	21,528,060.87	923,398.85
06/30/2019	20,070,964.43	500,000.00	19,570,964.43	22,504,798.50	21,528,060.87	976,737.63

XNPBFMDTBQ 000130 NNNNNNNNNNN NNN NNN 001 002 000487 21253126.1



Public Funds Collateral Unit
333 Market St 15th Floor
San Francisco, CA 94105-
Phone: 1-877-479-6603
publicfundscollateral@wellsfargo.com

WELLS FARGO BANK, N.A.
PUBLIC FUNDS COLLATERAL UNIT
COLLATERAL ANALYSIS

TOM GREEN COUNTY
DIANNA SPIEKER
112 W BEAUREGARD AVE
COUNTY TREASURER
SAN ANGELO, TX 76903-5835

DATE COMPLETED: July 05, 2019
CONTRA NUMBER: PL-0001971
COLLATERAL WHEREHELD: Bank of New York Mellon

COLLATERAL ANALYSIS AS OF: June 30, 2019
COLLATERAL ACCOUNT NUMBER: WUB512

CUSIP	Description	CPN	Maturity Date	Original Face	Current Par	Market Value	Collateral Value
3138M8J53	FN AP4783 3.000% 09/01/2042	3.00	9/1/2042	41,270,145.00	22,071,221.13	22,504,798.50	22,504,798.50
	Total for Collateral Account Number: WUB512			\$41,270,145.00	\$22,071,221.13	\$22,504,798.50	\$22,504,798.50
	Total for PL-0001971 :			\$41,270,145.00	\$22,071,221.13	\$22,504,798.50	\$22,504,798.50

XNPBFMDTBQ 000130 NNNNNNNNNNNN NNN NNN 002 002 000489 21253126.1