



Dianna Spieker  
Tom Green County Treasurer

FY 19 Monthly Report  
September 2019

THE STATE OF TEXAS ()  
COUNTY OF TOM GREEN ()  
AFFIDAVIT ()

Pursuant to LGC 114.026 I, Dianna M Spieker, Tom Green County Treasurer do hereby submit The Treasurers' Monthly Report. This report includes, but not limited to, money received and disbursed; debts due to (if known) and owed by the county; and all other proceedings in the treasurer's office that pertain to the Financial Standing of Tom Green County. The Treasurer's Books and the Auditor's General Ledger agree. The Bank Statements have been reconciled; any adjustments have been noted including any amount that has been identified as irreconcilable. Irreconcilable differences will be noted and carried in transit until such time as they have been identified and reconciled on the individual bank statements.


Pursuant to Pursuant to GC 2256.023 Internal Management Reports will be reported on a Quarterly Basis in FY19. In prior fiscal years I included said information in this monthly report.

*As a matter of internal accounting procedure, any interest earned that is posted by financial institutions to our accounts on the last business day of the month is not included in the combined statement of receipts and disbursements until the following month. Credit Card and E-filing funds are deposited to Clearing Accounts and reconciled monthly. Any funds not previously booked will be credited the following month. These amounts are disclosed in this report .*

*The total amount of deposits in custody as of the date of this report is the amount of deposits per the combined statement of receipts and disbursements are listed on page 2.*

Therefore, Dianna Spieker, County Treasurer of Tom Green County, Texas, who being fully sworn, upon oath says that the within and foregoing report is true and correct to the best of her knowledge.


Filed with accompanying vouchers this, the **29<sup>th</sup> day of October, 2019**

  
Dianna Spieker, Treasurer, Tom Green County / Date 10-18-19


Commissioners' Court having reviewed the Treasurer's Report, on this date, as presented, having taken reasonable steps to ensure its accuracy and based upon presentations of the Treasurer's Office approve the report, subject to the county auditor's review and request that it be filed with the official minutes of this meeting. {LGC 114.026(c)}


In addition, the below signatures affirm that the Treasurers' Report complies with statutes as referenced. {LGC 114.026(d)}


The affidavit must state the amount of the cash and other assets that are in the custody of the county treasurer at the time of the examination. {LGC 114.026(d)} **\$42,102,424.80** Month Ending Balance

  
County Judge Stephen C. Floyd

  
Commissioner Ralph Hoelscher- Pct. #1

  
Commissioner Sammy Farmer- Pct. #2

  
Commissioner Rick Bacon - Pct. #3

  
Commissioner Bill Ford - Pct. #4

# *Treasurer's Monthly Report*

*Prepared by Dianna Spieker, Tom Green County Treasurer*

## **Section 1 – Fund Balances**

Summary of Funds

Page 1

Trial Balance for Cash Per Fund

Page 5

Trial Balance for Investments Per Fund

Page 20

## **Section 2 - Cash Flow**

Interest

Page 22

Bank Service Charge

Page 24

Credit Card and Efile Accounts

Page 25

## **Section 3 - Debt**

Bond Indebtedness

Page 26

## **Section 4 - Collateral**

Wells Fargo Bank Collateral

Funds the Bank has pledged on behalf of Tom Green County, per the Bank Depository Bid.

Page 29

# Summary of Funds

# Detailed by Type Monies Held by Treasurer Spieker

September 2019 Ending Balance

<u>Bank</u>							<u>Texpool</u>
<u>Account</u>	<u>#</u>	<u>FUND</u>	<u>TOTAL</u>	<u>Wells Fargo</u>	<u>Texas Class</u>	<u>CD's</u>	<u>TexpoolPrime</u>
OPER	001	GENERAL	19,582,590.91	15,742.62	5,682,738.04	6,822,269.18	7,061,841.07
OPER	005	R&B #1&3	409,708.79	33,091.88	376,616.91		
OPER	006	R&B #2&4	338,211.53	32,330.79	305,880.74		
CAFÉ	009	CAFÉ' TRUST	30,730.64	30,730.64			
OPER	010	CO. LAW LIBR.	81,316.72	81,316.72			
ZP	011	ZP-CAFÉ	2,500.00	2,500.00			
OPER	012	JCTF	69,495.60	69,495.60			
OPER	013	DC TECH	36,388.54	36,388.54			
OPER	015	LIBR DONATE	324,997.30	324,997.30			
OPER	016	RECORDS MGT-DC	3,134.89	3,134.89			
OPER	018	CRTHSE SEC	26,033.26	26,033.26			
OPER	019	CC/RM	176,511.57	323.33	176,188.24		
OPER	021	CIP DONATE	12,687.02	12,687.02			
OPER	022	BATES	81,590.43	81,590.43			
OPER	023	DIST/COUNTY TECH	10,144.22	10,144.22			
OPER	026	SPEC REV TRIALS	500,000.00	500,000.00			
GRANT	027	TCDP	0.00	0.00			
OPER	030	CC PRESERV	274,984.87	14,023.34	260,961.53		
OPER	031	CC	9,884.43	9,884.43			
OPER	032	CC ARCHIVE	51,471.43	51,471.43			
OPER	035	Child Abuse	3,635.70	3,635.70			
OPER	036	Third Crt of Appeals	2,001.42	2,001.42			
OPER	037	Justice Security	59,674.94	59,674.94			
OPER	038	WASTEWATER	1,090.00	1,090.00			
OPER	041	CA-Pretrial	7,249.34	7,249.34			
OPER	043	DA-Pretrial	60,832.96	60,832.96			
OPER	045	CO ATTY	12,810.83	12,810.83			
OPER	047	JURY DONATE	1,282.00	1,282.00			
OPER	048	ELECT CNTRCT	96,677.37	96,677.37			
OPER	050	51ST D.A. ST	540.50	540.50			
OPER	051	LATERAL RDS	308.03	308.03			



# Detailed by Type Monies Held by Treasurer Spieker

September 2019 Ending Balance

<u>Bank</u>						<u>Texpool</u>
<u>Account</u>	<u>#</u>	<u>FUND</u>	<u>TOTAL</u>	<u>Wells Fargo</u>	<u>Texas Class</u>	<u>CD's</u>
FORT	052	51ST D.A.	787,833.33	787,833.33		
LPPF	054	LPPF	1,385,285.88	1,385,285.88		
OPER	055	119TH DA ST	3,977.72	3,977.72		
OPER	056	STATE FEES-CIVIL	144,678.59	144,678.59		
FORT	057	119TH DA DPS	0.00	0.00		
FORT	058	119TH DA SPEC	36,415.71	36,415.71		
CSCD	061	BIPP	8,257.18	8,257.18		
CSCD	062	AIC/CHAP PROGRAM	(271,712.38)	(271,712.38)		
CSCD	063	TAIP/CSC GRNT	105,551.36	105,551.36		
CSCD	064	D.T.P.	26,802.11	26,802.11		
CSCD	065	CSCD	1,440,082.96	1,440,082.96		
CSCD	066	CRTC	1,078,974.24	1,078,974.24		
CSCD	069	SUB. ABUSE	65,010.39	65,010.39		
OPER	071	ST & MPL FEES	16,662.49	16,662.49		
OPER	072	CCC	402,555.31	402,555.31		
OPER	073	GRAFFITI	634.36	634.36		
OPER	077	Unclaimed Property	5,959.54	5,959.54		
OPER	078	Bail Bond Board	605,700.00	175,700.00		430,000.00
BOND	080	2018 IS	(18,211.16)	(18,211.16)		
BOND	081	2017 IS	67,833.23	67,833.23		
OPER	082	JUDICIAL-Dist/JP	18,255.40	18,255.40		
OPER	088	09 TAN Construction	0.00	0.00		
BOND	089	2015 IS	208,684.96	208,684.96		
OPER	090	15 CONSTRUTION	1,146,134.48	1,146,134.48		
PAYL	095	PAYROLL	6,914.31	6,914.31		
OPER	097	LEOSE/Sheriff	24,377.61	24,377.61		
OPER	098	CRSFF	7,155.30	7,155.30		
OPER	100	CA LEOSE	172.07	172.07		
OPER	101	17 Construction	2,902,254.30	416,526.19	2,485,728.11	
OPER	102	Const 1 LEOSE	3,818.76	3,818.76		
OPER	103	Const 2 LEOSE	7,505.64	7,505.64		

2



# Detailed by Type Monies Held by Treasurer Spieker

September 2019 Ending Balance

<u>Bank</u>						<u>Texpool</u>
<u>Account</u>	<u>#</u>	<u>FUND</u>	<u>TOTAL</u>	<u>Wells Fargo</u>	<u>Texas Class</u>	<u>CD's</u>
OPER	104	Const 3 LEOSE	3,038.23	3,038.23		
OPER	105	Const 4 LEOSE	1,349.00	1,349.00		
CSCD	109	TCOMI	30,213.94	30,213.94		
JUV	110	JDPF	36,956.88	36,956.88		
OPER	111	CJ EXCESS	11,762.12	11,762.12		
OPER	112	JUV Restitution	196.42	196.42		
OPER	114	Child Safety	32,073.37	32,073.37		
CSCD	116	CRTC-Female	1,442,318.90	1,442,318.90		
OPER	117	JUV Unclaimed Rest	5,041.93	5,041.93		
OPER	120	2018 Construction	8,379,635.27	1,418,067.22	6,961,568.05	
PAYL	125	PAYL-Benefit	0.00	0.00		
CSCD	150	CCP	34,032.07	34,032.07		
CSCD	155	CCP	9,035.56	9,035.56		
CSCD	156	CCP	49,358.03	49,358.03		
CSCD	157	Pretrail Diversion	50,674.26	50,674.26		
FORT	401	Sheriff	105,292.92	105,292.92		
JUV	503	Com Cor/Reg	82,832.87	82,832.87		
JUV	504	IV-E Prog Reg	147,974.25	147,974.25		
JUV	508	PSJPO/REG/123	14,615.03	14,615.03		
JUV	509	PY INT/Reg	11,402.97	11,402.97		
JUV	517	IV-E Prog Int Coke	9,298.18	9,298.18		
JUV	540	Grant "R" TGC	26,593.25	26,593.25		
JUV	560	Basic Probation	20,950.44	20,950.44		
JUV	561	Community Programs	8,809.36	8,809.36		
JUV	562	Prepost SDJ	1,837.03	1,837.03		
JUV	563	Prepost SDJ	1,054.00	1,054.00		
JUV	564	Services Regional	1,161.55	1,161.55		
JUV	570	Grant A Basic	13,145.91	13,145.91		
JUV	571	Grant A CP	28,290.08	28,290.08		
JUV	572	Grant A PPA	68,241.39	68,241.39		
JUV	573	Grant A CD	3,277.00	3,277.00		

3

# Detailed by Type Monies Held by Treasurer Spieker

September 2019 Ending Balance

<u>Bank</u>							<u>Texpool</u>
<u>Account</u>	<u>#</u>	<u>FUND</u>	<u>TOTAL</u>	<u>Wells Fargo</u>	<u>Texas Class</u>	<u>CD's</u>	<u>TexpoolPrime</u>
JUV	574	Grant A MH	7,605.77	7,605.77			
JUV	582	TYC	12,175.33	12,175.33			
JUV	583	IV-E Program	1,182,772.44	1,182,772.44			
JUV	595	GRANT M	3,431.45	3,431.45			
JUV	596	GRANT S	16,000.00	16,000.00			
JUV	520	Grant R COKE	1,810.00	1,810.00			
JUV	597	IV-E Prog Int TGC	55,496.83	55,496.83			
JUV	599	PY INTEREST	6,362.39	6,362.39			
OPER	600	Mandated	103,638.93	103,638.93			
OPER	613	DA Grants	(21,123.05)	(21,123.05)			
OPER	625	CA Grants	(7,938.04)	(7,938.04)			
OPER	665	Adult PROB Grants	0.00	0.00			
OPER	654	Sheriff Grants	(7,951.79)	(7,951.79)			
OPER	699	Misc Block Grants	(2,366,366.60)	(2,366,366.60)			
		<b>TOTAL</b>	<b>\$42,102,424.80</b>	<b>\$ 11,538,632.93</b>	<b>\$16,249,681.62</b>	<b>\$7,252,269.18</b>	<b>\$7,061,841.07</b>

0.00 Verify Balance Versus GL  
Net Zero **\$ 42,102,424.80**

**OPER** Operating Bank Account  
**BOND** Debt Bank Account  
**CAFÉ'** Cafeteria 125 IRS Trust  
**LPPF** Local Provider Participation Fund

**ZP CAFÉ'** Zesch Pickett Cafeteria  
**FORT** Fortfeiture  
**JUV** Juvenile State Funds  
**CSCD** Adult State Funds  
**PAYL** Payroll  
**GRANT** Grant Funds  
**WIRE** Wire Clearing Account

**11010 \$ 11,538,632.93**  
**115\*\* \$ 30,563,791.87**

4

# Trial Balance

Cash	11010
Securities	11512
Certificates of Deposits	11513
Texas Class	11515
Texpool	11517
Texpool Prime	11518



10/08/2019 09:46  
 adam8298

**TOM GREEN COUNTY**  
**ACCOUNT SUMMARY TRIAL BALANCE FOR FY19/SEP TO SEP**  
**FUND**
**P 1**  
**glatrbal**

ACCOUNT ACCOUNT NAME	BEG. BALANCE	ORG	DEBITS	CREDITS	NET CHANGE	END BALANCE
0001-00-000-000-0000-11010 - CASH	-392,956.16	0001	8,974,551.90	8,565,853.12	408,698.78	15,742.62
TOTALS FOR FUND 0001 GENERAL FUND	-392,956.16		8,974,551.90	8,565,853.12	408,698.78	15,742.62
0005 ROAD & BRIDGE PRECINCT 1 & 3 0005-00-000-000-0000-11010 - CASH	36,232.72	0005	360,085.20	363,226.04	-3,140.84	33,091.88
TOTALS FOR FUND 0005 ROAD & BRIDGE PRECINCT 1 & 3	36,232.72		360,085.20	363,226.04	-3,140.84	33,091.88
0006 ROAD & BRIDGE PRECINCT 2 & 4 0006-00-000-000-0000-11010 - CASH	18,198.24	0006	57,773.77	43,641.22	14,132.55	32,330.79
TOTALS FOR FUND 0006 ROAD & BRIDGE PRECINCT 2 & 4	18,198.24		57,773.77	43,641.22	14,132.55	32,330.79
0009 CAFETERIA PLAN TRUST 0009-00-000-000-0000-11010 - CASH	28,284.56	0009	4,457.96	2,011.88	2,446.08	30,730.64
TOTALS FOR FUND 0009 CAFETERIA PLAN TRUST	28,284.56		4,457.96	2,011.88	2,446.08	30,730.64
0010 COUNTY LAW LIBRARY 0010-00-000-000-0000-11010 - CASH	78,660.16	0010	7,324.88	4,668.32	2,656.56	81,316.72
TOTALS FOR FUND 0010 COUNTY LAW LIBRARY	78,660.16		7,324.88	4,668.32	2,656.56	81,316.72
0011 CAFETERIA/ZP 0011-00-000-000-0000-11010 - CASH	2,500.00	0011	2,011.88	2,011.88	.00	2,500.00
TOTALS FOR FUND 0011 CAFETERIA/ZP	2,500.00		2,011.88	2,011.88	.00	2,500.00
0012 JUSTICE COURT TECHNOLOGY 0012-00-000-000-0000-11010 - CASH	203,520.09	0012	10,575.51	144,600.00	-134,024.49	69,495.60
TOTALS FOR FUND 0012 JUSTICE COURT TECHNOLOGY	203,520.09		10,575.51	144,600.00	-134,024.49	69,495.60
0013 DISTRICT CLERK TECHNOLOGY FUND 0013-00-000-000-0000-11010 - CASH	101,156.28	0013	1,568.89	66,336.63	-64,767.74	36,388.54

10/08/2019 09:46  
 adam8298

**TOM GREEN COUNTY**  
**ACCOUNT SUMMARY TRIAL BALANCE FOR FY19/SEP TO SEP**  
**FUND**
**P 2**  
**glatrbal**

ACCOUNT ACCOUNT NAME	BEG. BALANCE	ORG	DEBITS	CREDITS	NET CHANGE	END BALANCE
TOTALS FOR FUND 0013 DISTRICT CLERK TECHNOLOGY FUND	101,156.28		1,568.89	66,336.63	-64,767.74	36,388.54
0015 LIBRARY DONATIONS 0015-00-000-000-0000-11010 - CASH	325,696.74	0015	677.41	1,376.85	-699.44	324,997.30
TOTALS FOR FUND 0015 LIBRARY DONATIONS	325,696.74		677.41	1,376.85	-699.44	324,997.30
0016 COUNTY RECORDS MGMT FUND 0016-00-000-000-0000-11010 - CASH	6,581.21	0016	797.52	4,243.84	-3,446.32	3,134.89
TOTALS FOR FUND 0016 COUNTY RECORDS MGMT FUND	6,581.21		797.52	4,243.84	-3,446.32	3,134.89
0018 COURTHOUSE SECURITY 0018-00-000-000-0000-11010 - CASH	15,532.31	0018	10,890.33	389.38	10,500.95	26,033.26
TOTALS FOR FUND 0018 COURTHOUSE SECURITY	15,532.31		10,890.33	389.38	10,500.95	26,033.26
0019 COUNTY RECORDS MANAGEMENT 0019-00-000-000-0000-11010 - CASH	5,538.14	0019	24,854.52	30,069.33	-5,214.81	323.33
TOTALS FOR FUND 0019 COUNTY RECORDS MANAGEMENT	5,538.14		24,854.52	30,069.33	-5,214.81	323.33
0021 CRISIS INTERVENTION DONATIONS 0021-00-000-000-0000-11010 - CASH	12,280.97	0021	406.05	.00	406.05	12,687.02
TOTALS FOR FUND 0021 CRISIS INTERVENTION DONATIONS	12,280.97		406.05	.00	406.05	12,687.02
0022 LIBRARY BATES FUND 0022-00-000-000-0000-11010 - CASH	81,550.73	0022	39.70	.00	39.70	81,590.43
TOTALS FOR FUND 0022 LIBRARY BATES FUND	81,550.73		39.70	.00	39.70	81,590.43
0023 DISTRICT/COUNTY CRT TECH FUND 0023-00-000-000-0000-11010 - CASH	10,152.09	0023	192.14	200.01	-7.87	10,144.22



10/08/2019 09:46  
adam8298

TOM GREEN COUNTY  
ACCOUNT SUMMARY TRIAL BALANCE FOR FY19/SEP TO SEP  
FUND

P 3  
glatrbal

ACCOUNT ACCOUNT NAME	BEG. BALANCE	ORG	DEBITS	CREDITS	NET CHANGE	END BALANCE
TOTALS FOR FUND 0023 DISTRICT/COUNTY CRT TECH FUND	10,152.09		192.14	200.01	-7.87	10,144.22
0026 SPECIAL VENUE TRIALS RESERVE 0026-00-000-000-0000-11010 - CASH	500,000.00	0026	243.38	243.38	.00	500,000.00
TOTALS FOR FUND 0026 SPECIAL VENUE TRIALS RESERVE	500,000.00		243.38	243.38	.00	500,000.00
0030 CNTY CLERK PRESERV & ARCHIVE 0030-00-000-000-0000-11010 - CASH	112,179.32	0030	88,775.20	186,931.18	-98,155.98	14,023.34
TOTALS FOR FUND 0030 CNTY CLERK PRESERV & ARCHIVE	112,179.32		88,775.20	186,931.18	-98,155.98	14,023.34
0031 GUARDIANSHIP FUND 0031-00-000-000-0000-11010 - CASH	9,211.39	0031	673.04	.00	673.04	9,884.43
TOTALS FOR FUND 0031 GUARDIANSHIP FUND	9,211.39		673.04	.00	673.04	9,884.43
0032 CNTY CLERK ARCHIVE 0032-00-000-000-0000-11010 - CASH	93,120.63	0032	17,837.79	59,486.99	-41,649.20	51,471.43
TOTALS FOR FUND 0032 CNTY CLERK ARCHIVE	93,120.63		17,837.79	59,486.99	-41,649.20	51,471.43
0035 CHILD ABUSE PREVENTION 0035-00-000-000-0000-11010 - CASH	3,573.25	0035	62.45	.00	62.45	3,635.70
TOTALS FOR FUND 0035 CHILD ABUSE PREVENTION	3,573.25		62.45	.00	62.45	3,635.70
0036 THIRD COURT OF APPEALS 0036-00-000-000-0000-11010 - CASH	1,724.48	0036	1,041.48	764.54	276.94	2,001.42
TOTALS FOR FUND 0036 THIRD COURT OF APPEALS	1,724.48		1,041.48	764.54	276.94	2,001.42
0037 JUSTICE COURT SECURITY 0037-00-000-000-0000-11010 - CASH	57,035.02	0037	2,639.92	.00	2,639.92	59,674.94



10/08/2019 09:46  
adam8298

TOM GREEN COUNTY  
ACCOUNT SUMMARY TRIAL BALANCE FOR FY19/SEP TO SEP  
FUND

P 4  
glatrbal

ACCOUNT ACCOUNT NAME	BEG. BALANCE	ORG	DEBITS	CREDITS	NET CHANGE	END BALANCE
TOTALS FOR FUND 0037 JUSTICE COURT SECURITY	57,035.02		2,639.92	.00	2,639.92	59,674.94
0038 WASTEWATER TREATMENT 0038-00-000-000-0000-11010 - CASH	760.00	0038	330.40	.40	330.00	1,090.00
TOTALS FOR FUND 0038 WASTEWATER TREATMENT	760.00		330.40	.40	330.00	1,090.00
0041 CA PRETRIAL DIVERSION FUND 0041-00-000-000-0000-11010 - CASH	7,308.67	0041	3,503.50	3,562.83	-59.33	7,249.34
TOTALS FOR FUND 0041 CA PRETRIAL DIVERSION FUND	7,308.67		3,503.50	3,562.83	-59.33	7,249.34
0043 DA PRETRIAL DIVERSION FUND 0043-00-000-000-0000-11010 - CASH	60,431.66	0043	2,529.58	2,128.28	401.30	60,832.96
TOTALS FOR FUND 0043 DA PRETRIAL DIVERSION FUND	60,431.66		2,529.58	2,128.28	401.30	60,832.96
0045 COUNTY ATTY FEE 0045-00-000-000-0000-11010 - CASH	13,068.56	0045	313.27	571.00	-257.73	12,810.83
TOTALS FOR FUND 0045 COUNTY ATTY FEE	13,068.56		313.27	571.00	-257.73	12,810.83
0047 JUROR DONATIONS 0047-00-000-000-0000-11010 - CASH	.00	0047	1,568.12	286.12	1,282.00	1,282.00
TOTALS FOR FUND 0047 JUROR DONATIONS	.00		1,568.12	286.12	1,282.00	1,282.00
0048 ELECTION CONTRACT SERVICES 0048-00-000-000-0000-11010 - CASH	97,988.26	0048	47.51	1,358.40	-1,310.89	96,677.37
TOTALS FOR FUND 0048 ELECTION CONTRACT SERVICES	97,988.26		47.51	1,358.40	-1,310.89	96,677.37
0050 51ST DISTRICT ATTY FEE 0050-00-000-000-0000-11010 - CASH	433.70	0050	106.80	.00	106.80	540.50

10/08/2019 09:46  
 adam8298

**TOM GREEN COUNTY**  
**ACCOUNT SUMMARY TRIAL BALANCE FOR FY19/SEP TO SEP**  
**FUND**
**P 5**  
**glatrbal**

ACCOUNT ACCOUNT NAME	BEG. BALANCE	ORG	DEBITS	CREDITS	NET CHANGE	END BALANCE
TOTALS FOR FUND 0050						
51ST DISTRICT ATTY FEE	433.70		106.80	.00	106.80	540.50
0051 LATERAL ROAD						
0051-00-000-000-0000-11010 - CASH	5,462.04	0051	2.20	5,156.21	-5,154.01	308.03
TOTALS FOR FUND 0051						
LATERAL ROAD	5,462.04		2.20	5,156.21	-5,154.01	308.03
0052 51ST DISTRICT ATTY FORFEITURE						
0052-00-000-000-0000-11010 - CASH	788,860.15	0052	404.14	1,430.96	-1,026.82	787,833.33
TOTALS FOR FUND 0052						
51ST DISTRICT ATTY FORFEITURE	788,860.15		404.14	1,430.96	-1,026.82	787,833.33
0054 LOCAL PROVIDER PARTICIPATION						
0054-00-000-000-0000-11010 - CASH	3,781,961.20	0054	877.26	2,397,552.58	-2,396,675.32	1,385,285.88
TOTALS FOR FUND 0054						
LOCAL PROVIDER PARTICIPATION	3,781,961.20		877.26	2,397,552.58	-2,396,675.32	1,385,285.88
0055 119TH DISTRICT ATTY FEE						
0055-00-000-000-0000-11010 - CASH	3,948.24	0055	29.48	.00	29.48	3,977.72
TOTALS FOR FUND 0055						
119TH DISTRICT ATTY FEE	3,948.24		29.48	.00	29.48	3,977.72
0056 CIVIL STATE FEES						
0056-00-000-000-0000-11010 - CASH	86,677.05	0056	58,049.65	48.11	58,001.54	144,678.59
TOTALS FOR FUND 0056						
CIVIL STATE FEES	86,677.05		58,049.65	48.11	58,001.54	144,678.59
0058 119TH DISTRICT ATTY FORFEITURE						
0058-00-000-000-0000-11010 - CASH	38,485.89	0058	534.36	2,604.54	-2,070.18	36,415.71
TOTALS FOR FUND 0058						
119TH DISTRICT ATTY FORFEITURE	38,485.89		534.36	2,604.54	-2,070.18	36,415.71
0061 BATTERING INTER & PREV PRGM						
0061-00-000-000-0000-11010 - CASH	2,070.01	0061	9,155.33	2,968.16	6,187.17	8,257.18



10/08/2019 09:46  
adam8298

TOM GREEN COUNTY  
ACCOUNT SUMMARY TRIAL BALANCE FOR FY19/SEP TO SEP  
FUND

P 6  
glatrbal

ACCOUNT ACCOUNT NAME	BEG. BALANCE	ORG	DEBITS	CREDITS	NET CHANGE	END BALANCE
TOTALS FOR FUND 0061 BATTERING INTER & PREV PRGM	2,070.01		9,155.33	2,968.16	6,187.17	8,257.18
0062 AIC/ACC ADDITIONAL FUNDING 0062-00-000-000-0000-11010 - CASH	-224,111.12	0062	732.00	48,333.26	-47,601.26	-271,712.38
TOTALS FOR FUND 0062 AIC/ACC ADDITIONAL FUNDING	-224,111.12		732.00	48,333.26	-47,601.26	-271,712.38
0063 CONCHO VALLEY TAIP 0063-00-000-000-0000-11010 - CASH	74,630.26	0063	60,756.82	29,835.72	30,921.10	105,551.36
TOTALS FOR FUND 0063 CONCHO VALLEY TAIP	74,630.26		60,756.82	29,835.72	30,921.10	105,551.36
0064 CONCHO VALLEY DRUG COURT 0064-00-000-000-0000-11010 - CASH	18,509.34	0064	19,509.77	11,217.00	8,292.77	26,802.11
TOTALS FOR FUND 0064 CONCHO VALLEY DRUG COURT	18,509.34		19,509.77	11,217.00	8,292.77	26,802.11
0065 CSCD BASIC SUPERVISION 0065-00-000-000-0000-11010 - CASH	1,362,020.06	0065	2,216,266.39	2,138,203.49	78,062.90	1,440,082.96
TOTALS FOR FUND 0065 CSCD BASIC SUPERVISION	1,362,020.06		2,216,266.39	2,138,203.49	78,062.90	1,440,082.96
0066 CRTC MALE CCF 0066-00-000-000-0000-11010 - CASH	663,548.34	0066	697,453.28	282,027.38	415,425.90	1,078,974.24
TOTALS FOR FUND 0066 CRTC MALE CCF	663,548.34		697,453.28	282,027.38	415,425.90	1,078,974.24
0069 SUBSTANCE ABUSE CASELOAD 0069-00-000-000-0000-11010 - CASH	22,568.39	0069	63,254.76	20,812.76	42,442.00	65,010.39
TOTALS FOR FUND 0069 SUBSTANCE ABUSE CASELOAD	22,568.39		63,254.76	20,812.76	42,442.00	65,010.39
0071 STATE & MUNICIPAL FEES 0071-00-000-000-0000-11010 - CASH	9,680.41	0071	13,079.83	6,097.75	6,982.08	16,662.49



10/08/2019 09:46  
adam8298

TOM GREEN COUNTY  
ACCOUNT SUMMARY TRIAL BALANCE FOR FY19/SEP TO SEP  
FUND

P 7  
glatrbal

ACCOUNT ACCOUNT NAME	BEG. BALANCE	ORG	DEBITS	CREDITS	NET CHANGE	END BALANCE
TOTALS FOR FUND 0071 STATE & MUNICIPAL FEES	9,680.41		13,079.83	6,097.75	6,982.08	16,662.49
0072 CRIMINAL STATE FEES 0072-00-000-000-0000-11010 - CASH	152,366.37	0072	251,180.68	991.74	250,188.94	402,555.31
TOTALS FOR FUND 0072 CRIMINAL STATE FEES	152,366.37		251,180.68	991.74	250,188.94	402,555.31
0073 GRAFFITI ERADICATION 0073-00-000-000-0000-11010 - CASH	634.05	0073	.31	.00	.31	634.36
TOTALS FOR FUND 0073 GRAFFITI ERADICATION	634.05		.31	.00	.31	634.36
0077 UNCLAIMED PROPERTY FUND 0077-00-000-000-0000-11010 - CASH	5,111.21	0077	996.33	148.00	848.33	5,959.54
TOTALS FOR FUND 0077 UNCLAIMED PROPERTY FUND	5,111.21		996.33	148.00	848.33	5,959.54
0078 BAIL BOND COLLATERAL 0078-00-000-000-0000-11010 - CASH	175,700.00	0078	85.53	85.53	.00	175,700.00
TOTALS FOR FUND 0078 BAIL BOND COLLATERAL	175,700.00		85.53	85.53	.00	175,700.00
0080 2018 COB INTEREST & SINKING 0080-00-000-000-0000-11010 - CASH	-19,957.01	0080	1,745.85	.00	1,745.85	-18,211.16
TOTALS FOR FUND 0080 2018 COB INTEREST & SINKING	-19,957.01		1,745.85	.00	1,745.85	-18,211.16
0081 2017 COB INTEREST & SINKING 0081-00-000-000-0000-11010 - CASH	65,069.26	0081	2,763.97	.00	2,763.97	67,833.23
TOTALS FOR FUND 0081 2017 COB INTEREST & SINKING	65,069.26		2,763.97	.00	2,763.97	67,833.23
0082 JUDICIAL EFFICIENCY 0082-00-000-000-0000-11010 - CASH	19,538.78	0082	192.03	1,475.41	-1,283.38	18,255.40

10/08/2019 09:46  
adam8298

TOM GREEN COUNTY  
ACCOUNT SUMMARY TRIAL BALANCE FOR FY19/SEP TO SEP  
FUND

P 8  
glatrbal

ACCOUNT ACCOUNT NAME	BEG. BALANCE	ORG	DEBITS	CREDITS	NET CHANGE	END BALANCE
TOTALS FOR FUND 0082 JUDICIAL EFFICIENCY	19,538.78		192.03	1,475.41	-1,283.38	18,255.40
0089 2015 COB INTEREST & SINKING 0089-00-000-000-0000-11010 - CASH	192,422.75	0089	20,738.83	4,476.62	16,262.21	208,684.96
TOTALS FOR FUND 0089 2015 COB INTEREST & SINKING	192,422.75		20,738.83	4,476.62	16,262.21	208,684.96
0090 2015 COB CAPITAL PROJECTS 0090-00-000-000-0000-11010 - CASH	1,145,576.80	0090	557.68	.00	557.68	1,146,134.48
TOTALS FOR FUND 0090 2015 COB CAPITAL PROJECTS	1,145,576.80		557.68	.00	557.68	1,146,134.48
0095 PAYROLL 0095-00-000-000-0000-11010 - CASH	6,348.64	0095	4,108,543.04	4,107,977.37	565.67	6,914.31
TOTALS FOR FUND 0095 PAYROLL	6,348.64		4,108,543.04	4,107,977.37	565.67	6,914.31
0097 SHERIFF LEOSE 0097-00-000-000-0000-11010 - CASH	24,365.75	0097	11.86	.00	11.86	24,377.61
TOTALS FOR FUND 0097 SHERIFF LEOSE	24,365.75		11.86	.00	11.86	24,377.61
0098 CHILD RESTRAINT STATE FEE 0098-00-000-000-0000-11010 - CASH	5,095.80	0098	2,062.16	2.66	2,059.50	7,155.30
TOTALS FOR FUND 0098 CHILD RESTRAINT STATE FEE	5,095.80		2,062.16	2.66	2,059.50	7,155.30
0100 COUNTY ATTORNEY LEOSE 0100-00-000-000-0000-11010 - CASH	171.98	0100	.09	.00	.09	172.07
TOTALS FOR FUND 0100 COUNTY ATTORNEY LEOSE	171.98		.09	.00	.09	172.07
0101 2017 COB CAPITAL PROJECTS 0101-00-000-000-0000-11010 - CASH	874,895.73	0101	1,000,391.17	1,458,760.71	-458,369.54	416,526.19



10/08/2019 09:46  
adam8298

TOM GREEN COUNTY  
ACCOUNT SUMMARY TRIAL BALANCE FOR FY19/SEP TO SEP  
FUND

P 9  
glatrbal

ACCOUNT ACCOUNT NAME	BEG. BALANCE	ORG	DEBITS	CREDITS	NET CHANGE	END BALANCE
TOTALS FOR FUND 0101 2017 COB CAPITAL PROJECTS	874,895.73		1,000,391.17	1,458,760.71	-458,369.54	416,526.19
0102 CONSTABLE #1 LEOSE 0102-00-000-000-0000-11010 - CASH	3,816.90	0102	1.86	.00	1.86	3,818.76
TOTALS FOR FUND 0102 CONSTABLE #1 LEOSE	3,816.90		1.86	.00	1.86	3,818.76
0103 CONSTABLE #2 LEOSE 0103-00-000-000-0000-11010 - CASH	7,501.99	0103	3.65	.00	3.65	7,505.64
TOTALS FOR FUND 0103 CONSTABLE #2 LEOSE	7,501.99		3.65	.00	3.65	7,505.64
0104 CONSTABLE #3 LEOSE 0104-00-000-000-0000-11010 - CASH	3,036.75	0104	1.48	.00	1.48	3,038.23
TOTALS FOR FUND 0104 CONSTABLE #3 LEOSE	3,036.75		1.48	.00	1.48	3,038.23
0105 CONSTABLE #4 LEOSE 0105-00-000-000-0000-11010 - CASH	1,348.34	0105	.66	.00	.66	1,349.00
TOTALS FOR FUND 0105 CONSTABLE #4 LEOSE	1,348.34		.66	.00	.66	1,349.00
0109 MHI SPEC NEEDS OFFENDER 0109-00-000-000-0000-11010 - CASH	13,825.04	0109	21,836.44	5,447.54	16,388.90	30,213.94
TOTALS FOR FUND 0109 MHI SPEC NEEDS OFFENDER	13,825.04		21,836.44	5,447.54	16,388.90	30,213.94
0110 JUVENILE DEFERRED PROCESSING 0110-00-000-000-0000-11010 - CASH	36,629.59	0110	327.29	.00	327.29	36,956.88
TOTALS FOR FUND 0110 JUVENILE DEFERRED PROCESSING	36,629.59		327.29	.00	327.29	36,956.88
0111 EXCESS CONTRIBUTIONS 0111-00-000-000-0000-11010 - CASH	11,756.40	0111	5.72	.00	5.72	11,762.12



10/08/2019 09:46  
adam8298

TOM GREEN COUNTY  
ACCOUNT SUMMARY TRIAL BALANCE FOR FY19/SEP TO SEP  
FUND

P 10  
glatrbal

ACCOUNT ACCOUNT NAME	BEG. BALANCE	ORG	DEBITS	CREDITS	NET CHANGE	END BALANCE
TOTALS FOR FUND 0111 EXCESS CONTRIBUTIONS	11,756.40		5.72	.00	5.72	11,762.12
0112 JUVENILE RESTITUTION 0112-00-000-000-0000-11010 - CASH	1,712.10	0112	300.78	1,816.46	-1,515.68	196.42
TOTALS FOR FUND 0112 JUVENILE RESTITUTION	1,712.10		300.78	1,816.46	-1,515.68	196.42
0114 CHILD SAFETY FEE COUNTY SHARE 0114-00-000-000-0000-11010 - CASH	29,746.85	0114	2,326.52	.00	2,326.52	32,073.37
TOTALS FOR FUND 0114 CHILD SAFETY FEE COUNTY SHARE	29,746.85		2,326.52	.00	2,326.52	32,073.37
0116 CRTC FEMALE CCF 0116-00-000-000-0000-11010 - CASH	867,576.94	0116	891,585.49	316,843.53	574,741.96	1,442,318.90
TOTALS FOR FUND 0116 CRTC FEMALE CCF	867,576.94		891,585.49	316,843.53	574,741.96	1,442,318.90
0117 JUVENILE UNCLAIMED RESTITUTION 0117-00-000-000-0000-11010 - CASH	5,039.47	0117	2.46	.00	2.46	5,041.93
TOTALS FOR FUND 0117 JUVENILE UNCLAIMED RESTITUTION	5,039.47		2.46	.00	2.46	5,041.93
0120 2018 COB CAPITAL PROJECTS 0120-00-000-000-0000-11010 - CASH	1,417,377.21	0120	690.01	.00	690.01	1,418,067.22
TOTALS FOR FUND 0120 2018 COB CAPITAL PROJECTS	1,417,377.21		690.01	.00	690.01	1,418,067.22
0125 TGC BENEFITS TRUST 0125-00-000-000-0000-11010 - CASH	.00	0125	395,412.86	395,412.86	.00	.00
TOTALS FOR FUND 0125 TGC BENEFITS TRUST	.00		395,412.86	395,412.86	.00	.00
0150 COMMUNITY RE-ENRICHMENT WORK 0150-00-000-000-0000-11010 - CASH	43,131.10	0150	27,297.06	36,396.09	-9,099.03	34,032.07

10/08/2019 09:46  
adam8298

TOM GREEN COUNTY  
ACCOUNT SUMMARY TRIAL BALANCE FOR FY19/SEP TO SEP  
FUND

P 11  
glatrbal

ACCOUNT ACCOUNT NAME	BEG. BALANCE	ORG	DEBITS	CREDITS	NET CHANGE	END BALANCE
TOTALS FOR FUND 0150 COMMUNITY RE-ENRICHMENT WORK	43,131.10		27,297.06	36,396.09	-9,099.03	34,032.07
0155 DOMESTIC VIOLENCE CASELOAD 0155-00-000-000-0000-11010 - CASH	1,773.71	0155	10,364.13	3,102.28	7,261.85	9,035.56
TOTALS FOR FUND 0155 DOMESTIC VIOLENCE CASELOAD	1,773.71		10,364.13	3,102.28	7,261.85	9,035.56
0156 SEX OFFENDER COUNSELING 0156-00-000-000-0000-11010 - CASH	21,343.65	0156	37,767.22	9,752.84	28,014.38	49,358.03
TOTALS FOR FUND 0156 SEX OFFENDER COUNSELING	21,343.65		37,767.22	9,752.84	28,014.38	49,358.03
0157 PRETRIAL DIVERSION PROGRAM 0157-00-000-000-0000-11010 - CASH	29,572.14	0157	27,597.96	6,495.84	21,102.12	50,674.26
TOTALS FOR FUND 0157 PRETRIAL DIVERSION PROGRAM	29,572.14		27,597.96	6,495.84	21,102.12	50,674.26
0401 SHERIFF FORFEITURE 0401-00-000-000-0000-11010 - CASH	105,238.98	0401	568.92	514.98	53.94	105,292.92
TOTALS FOR FUND 0401 SHERIFF FORFEITURE	105,238.98		568.92	514.98	53.94	105,292.92
0500 STATE AID REGIONAL 0500-00-000-000-0000-11010 - CASH	.00	0500	252,300.41	252,300.41	.00	.00
TOTALS FOR FUND 0500 STATE AID REGIONAL	.00		252,300.41	252,300.41	.00	.00
0503 COMM CORRECTIONS LOCAL 0503-00-000-000-0000-11010 - CASH	87,918.30	0503	45.79	5,131.22	-5,085.43	82,832.87
TOTALS FOR FUND 0503 COMM CORRECTIONS LOCAL	87,918.30		45.79	5,131.22	-5,085.43	82,832.87
0504 TITLE IV E REGIONAL 0504-00-000-000-0000-11010 - CASH	145,175.87	0504	2,875.27	76.89	2,798.38	147,974.25



10/08/2019 09:46  
adam8298

TOM GREEN COUNTY  
ACCOUNT SUMMARY TRIAL BALANCE FOR FY19/SEP TO SEP  
FUND

P 12  
glatrbal

ACCOUNT ACCOUNT NAME	BEG. BALANCE	ORG	DEBITS	CREDITS	NET CHANGE	END BALANCE
TOTALS FOR FUND 0504 TITLE IV E REGIONAL	145,175.87		2,875.27	76.89	2,798.38	147,974.25
0508 TYC REGIONAL 0508-00-000-000-0000-11010 - CASH	14,615.03	0508	232.98	232.98	.00	14,615.03
TOTALS FOR FUND 0508 TYC REGIONAL	14,615.03		232.98	232.98	.00	14,615.03
0509 PRIOR YR INTEREST REGIONAL 0509-00-000-000-0000-11010 - CASH	11,324.86	0509	78.11	.00	78.11	11,402.97
TOTALS FOR FUND 0509 PRIOR YR INTEREST REGIONAL	11,324.86		78.11	.00	78.11	11,402.97
0517 TITLE IV E INT COKE 0517-00-000-000-0000-11010 - CASH	9,221.29	0517	76.89	.00	76.89	9,298.18
TOTALS FOR FUND 0517 TITLE IV E INT COKE	9,221.29		76.89	.00	76.89	9,298.18
0520 GRANT R; REGIONALIZATION; REG 0520-00-000-000-0000-11010 - CASH	2,110.00	0520	1.08	301.08	-300.00	1,810.00
TOTALS FOR FUND 0520 GRANT R; REGIONALIZATION; REG	2,110.00		1.08	301.08	-300.00	1,810.00
0540 GRANT R; TGC; REG 0540-00-000-000-0000-11010 - CASH	.00	0540	26,595.14	1.89	26,593.25	26,593.25
TOTALS FOR FUND 0540 GRANT R; TGC; REG	.00		26,595.14	1.89	26,593.25	26,593.25
0560 BASIC PROBATION SERVICES-REG 0560-00-000-000-0000-11010 - CASH	13,121.89	0560	22,812.11	14,983.56	7,828.55	20,950.44
TOTALS FOR FUND 0560 BASIC PROBATION SERVICES-REG	13,121.89		22,812.11	14,983.56	7,828.55	20,950.44
0561 COMMUNITY PROGRAMS-REGIONAL 0561-00-000-000-0000-11010 - CASH	5,647.07	0561	10,211.28	7,048.99	3,162.29	8,809.36



10/08/2019 09:46  
adam8298

**TOM GREEN COUNTY**  
**ACCOUNT SUMMARY TRIAL BALANCE FOR FY19/SEP TO SEP**  
**FUND**

P 13  
glatrbal

ACCOUNT ACCOUNT NAME	BEG. BALANCE	ORG	DEBITS	CREDITS	NET CHANGE	END BALANCE
TOTALS FOR FUND 0561 COMMUNITY PROGRAMS-REGIONAL	5,647.07		10,211.28	7,048.99	3,162.29	8,809.36
0562 PRE & POST ADJUDICATION - REG 0562-00-000-000-0000-11010 - CASH	12,112.79	0562	4,771.46	15,047.22	-10,275.76	1,837.03
TOTALS FOR FUND 0562 PRE & POST ADJUDICATION - REG	12,112.79		4,771.46	15,047.22	-10,275.76	1,837.03
0563 COMMITMENT DIVERSION - REG 0563-00-000-000-0000-11010 - CASH	-602.00	0563	1,656.00	.00	1,656.00	1,054.00
TOTALS FOR FUND 0563 COMMITMENT DIVERSION - REG	-602.00		1,656.00	.00	1,656.00	1,054.00
0564 MENTAL HEALTH SERVICES - REG 0564-00-000-000-0000-11010 - CASH	251.58	0564	4,946.48	4,036.51	909.97	1,161.55
TOTALS FOR FUND 0564 MENTAL HEALTH SERVICES - REG	251.58		4,946.48	4,036.51	909.97	1,161.55
0570 BASIC PROBATION SUPERVISION 0570-00-000-000-0000-11010 - CASH	24,391.18	0570	17,530.65	28,775.92	-11,245.27	13,145.91
TOTALS FOR FUND 0570 BASIC PROBATION SUPERVISION	24,391.18		17,530.65	28,775.92	-11,245.27	13,145.91
0571 COMMUNITY PROGRAMS 0571-00-000-000-0000-11010 - CASH	34,602.10	0571	35,313.51	41,625.53	-6,312.02	28,290.08
TOTALS FOR FUND 0571 COMMUNITY PROGRAMS	34,602.10		35,313.51	41,625.53	-6,312.02	28,290.08
0572 PRE & POST ADJUDICATION 0572-00-000-000-0000-11010 - CASH	-40,413.65	0572	130,259.47	21,604.43	108,655.04	68,241.39
TOTALS FOR FUND 0572 PRE & POST ADJUDICATION	-40,413.65		130,259.47	21,604.43	108,655.04	68,241.39
0573 COMMITMENT DIVERSION 0573-00-000-000-0000-11010 - CASH	.00	0573	3,277.23	.23	3,277.00	3,277.00

10/08/2019 09:46  
adam8298

TOM GREEN COUNTY  
ACCOUNT SUMMARY TRIAL BALANCE FOR FY19/SEP TO SEP  
FUND

P 14  
glatrbal

ACCOUNT ACCOUNT NAME	BEG. BALANCE	ORG	DEBITS	CREDITS	NET CHANGE	END BALANCE
TOTALS FOR FUND 0573 COMMITMENT DIVERSION	.00		3,277.23	.23	3,277.00	3,277.00
0574 MENTAL HEALTH SERVICES 0574-00-000-000-0000-11010 - CASH	925.43	0574	10,093.56	3,413.22	6,680.34	7,605.77
TOTALS FOR FUND 0574 MENTAL HEALTH SERVICES	925.43		10,093.56	3,413.22	6,680.34	7,605.77
0582 TYC TGC PAROLE SERVICES 0582-00-000-000-0000-11010 - CASH	25,663.70	0582	11.57	13,499.94	-13,488.37	12,175.33
TOTALS FOR FUND 0582 TYC TGC PAROLE SERVICES	25,663.70		11.57	13,499.94	-13,488.37	12,175.33
0583 TITLE IV E TGC 0583-00-000-000-0000-11010 - CASH	1,179,324.42	0583	54,031.42	50,583.40	3,448.02	1,182,772.44
TOTALS FOR FUND 0583 TITLE IV E TGC	1,179,324.42		54,031.42	50,583.40	3,448.02	1,182,772.44
0595 SPECIAL NEEDS DIVERSIONARY PRM 0595-00-000-000-0000-11010 - CASH	1,762.42	0595	5,323.84	3,654.81	1,669.03	3,431.45
TOTALS FOR FUND 0595 SPECIAL NEEDS DIVERSIONARY PRM	1,762.42		5,323.84	3,654.81	1,669.03	3,431.45
0596 PIDPP - GRANT "S" 0596-00-000-000-0000-11010 - CASH	936.64	0596	16,001.57	938.21	15,063.36	16,000.00
TOTALS FOR FUND 0596 PIDPP - GRANT "S"	936.64		16,001.57	938.21	15,063.36	16,000.00
0597 TITLE IV E INT TGC 0597-00-000-000-0000-11010 - CASH	54,875.44	0597	621.39	.00	621.39	55,496.83
TOTALS FOR FUND 0597 TITLE IV E INT TGC	54,875.44		621.39	.00	621.39	55,496.83
0599 PRIOR YR INTEREST TGC 0599-00-000-000-0000-11010 - CASH	6,314.84	0599	47.55	.00	47.55	6,362.39

18



10/08/2019 09:46  
adam8298

**TOM GREEN COUNTY**  
**ACCOUNT SUMMARY TRIAL BALANCE FOR FY19/SEP TO SEP**  
**FUND**

**P 15**  
**glatrbal**

ACCOUNT ACCOUNT NAME	BEG. BALANCE	ORG	DEBITS	CREDITS	NET CHANGE	END BALANCE
TOTALS FOR FUND 0599 PRIOR YR INTEREST TGC	6,314.84		47.55	.00	47.55	6,362.39
0600 REIM FOR MANDATED FUNDING 0600-00-000-000-0000-11010 - CASH	103,742.28	0600	12,289.56	12,392.91	-103.35	103,638.93
TOTALS FOR FUND 0600 REIM FOR MANDATED FUNDING	103,742.28		12,289.56	12,392.91	-103.35	103,638.93
0613 DISTRICT ATTY GRANTS 0613-00-000-000-0000-11010 - CASH	-17,161.75	0613	3,129.97	7,091.27	-3,961.30	-21,123.05
TOTALS FOR FUND 0613 DISTRICT ATTY GRANTS	-17,161.75		3,129.97	7,091.27	-3,961.30	-21,123.05
0625 COUNTY ATTY GRANTS 0625-00-000-000-0000-11010 - CASH	-7,758.23	0625	3,233.57	3,413.38	-179.81	-7,938.04
TOTALS FOR FUND 0625 COUNTY ATTY GRANTS	-7,758.23		3,233.57	3,413.38	-179.81	-7,938.04
0654 SHERIFF GRANTS 0654-00-000-000-0000-11010 - CASH	-7,681.63	0654	3,226.10	3,496.26	-270.16	-7,951.79
TOTALS FOR FUND 0654 SHERIFF GRANTS	-7,681.63		3,226.10	3,496.26	-270.16	-7,951.79
0665 ADULT PROBATION GRANTS 0665-00-000-000-0000-11010 - CASH	-3,660.10	0665	7,320.20	3,660.10	3,660.10	.00
TOTALS FOR FUND 0665 ADULT PROBATION GRANTS	-3,660.10		7,320.20	3,660.10	3,660.10	.00
0699 BLOCK GRANTS 0699-00-000-000-0000-11010 - CASH	-1,324,798.17	0699	.00	1,041,568.43	-1,041,568.43	-2,366,366.60
TOTALS FOR FUND 0699 BLOCK GRANTS	-1,324,798.17		.00	1,041,568.43	-1,041,568.43	-2,366,366.60
REPORT TOTALS	13,703,802.15		20,149,659.57	22,314,828.79	-2,165,169.22	11,538,632.93

\*\* END OF REPORT - Generated by ADAM NUNEZ \*\*

19



10/10/2019 09:47  
adam8298

TOM GREEN COUNTY  
ACCOUNT SUMMARY TRIAL BALANCE FOR FY19/SEP TO SEP  
FUND

P 1  
glatrbal

ACCOUNT ACCOUNT NAME	BEG. BALANCE	ORG	DEBITS	CREDITS	NET CHANGE	END BALANCE
0001-00-000-000-0000-11513 - CERTIFICATE OF DEPOSITS	5,316,987.22	0001	23,532.33	2,250.37	21,281.96	5,338,269.18
0001-00-000-000-0000-11513 -WELLS CERTIFICATE OF DEPOSITS	1,484,000.00	0001	.00	.00	.00	1,484,000.00
0001-00-000-000-0000-11515 - TEXAS CLASS	5,661,250.68	0001	21,487.36	.00	21,487.36	5,682,738.04
0001-00-000-000-0000-11517 - TEXPOOL INVESTMENTS	4,054,928.01	0001	13,252.03	1,050,000.00	-1,036,747.97	3,018,180.04
0001-00-000-000-0000-11518 - TEXPOOL PRIME INVESTMENTS	5,075,553.39	0001	18,107.64	1,050,000.00	-1,031,892.36	4,043,661.03
TOTALS FOR FUND 0001 GENERAL FUND	21,592,719.30		76,379.36	2,102,250.37	-2,025,871.01	19,566,848.29
0005 ROAD & BRIDGE PRECINCT 1 & 3 0005-00-000-000-0000-11515 - TEXAS CLASS	669,405.49	0005	2,211.42	295,000.00	-292,788.58	376,616.91
TOTALS FOR FUND 0005 ROAD & BRIDGE PRECINCT 1 & 3	669,405.49		2,211.42	295,000.00	-292,788.58	376,616.91
0006 ROAD & BRIDGE PRECINCT 2 & 4 0006-00-000-000-0000-11515 - TEXAS CLASS	304,724.16	0006	1,156.58	.00	1,156.58	305,880.74
TOTALS FOR FUND 0006 ROAD & BRIDGE PRECINCT 2 & 4	304,724.16		1,156.58	.00	1,156.58	305,880.74
0019 COUNTY RECORDS MANAGEMENT 0019-00-000-000-0000-11515 - TEXAS CLASS	195,454.85	0019	733.39	20,000.00	-19,266.61	176,188.24
TOTALS FOR FUND 0019 COUNTY RECORDS MANAGEMENT	195,454.85		733.39	20,000.00	-19,266.61	176,188.24
0030 CNTY CLERK PRESERV & ARCHIVE 0030-00-000-000-0000-11515 - TEXAS CLASS	329,747.47	0030	1,214.06	70,000.00	-68,785.94	260,961.53
TOTALS FOR FUND 0030 CNTY CLERK PRESERV & ARCHIVE	329,747.47		1,214.06	70,000.00	-68,785.94	260,961.53
0078 BAIL BOND COLLATERAL 0078-00-000-000-0000-11513 - CERTIFICATE OF DEPOSITS	430,000.00	0078	.00	.00	.00	430,000.00
TOTALS FOR FUND 0078 BAIL BOND COLLATERAL	430,000.00		.00	.00	.00	430,000.00
0101 2017 COB CAPITAL PROJECTS 0101-00-000-000-0000-11515 - TEXAS CLASS	3,473,391.55	0101	12,336.56	1,000,000.00	-987,663.44	2,485,728.11

10/10/2019 09:47  
adam8298

TOM GREEN COUNTY  
ACCOUNT SUMMARY TRIAL BALANCE FOR FY19/SEP TO SEP  
FUND

P 2  
glatrbal

ACCOUNT ACCOUNT NAME	BEG. BALANCE	ORG	DEBITS	CREDITS	NET CHANGE	END BALANCE
TOTALS FOR FUND 0101 2017 COB CAPITAL PROJECTS	3,473,391.55		12,336.56	1,000,000.00	-987,663.44	2,485,728.11
0120 2018 COB CAPITAL PROJECTS 0120-00-000-000-0000-11515 - TEXAS CLASS	6,935,245.25	0120	26,322.80	.00	26,322.80	6,961,568.05
TOTALS FOR FUND 0120 2018 COB CAPITAL PROJECTS	6,935,245.25		26,322.80	.00	26,322.80	6,961,568.05
REPORT TOTALS	33,930,688.07		120,354.17	3,487,250.37	-3,366,896.20	30,563,791.87

\*\* END OF REPORT - Generated by ADAM NUNEZ \*\*

Interest Earned

Bank Service Charge

Credit Card Balance

Electronic Filing Balance



**Wells Fargo (Oper)****Texas Class (Annual Yield)**

Interest Earned	Interest Rate	Interest Variance	Fiscal	Interest Earned	Interest Rate	Interest Variance
\$ 2,112.98	0.3000%		<b>Oct-18</b>	\$ 52,732.94	2.3400%	
\$ 1,454.92	0.3000%	0.0000%	<b>Nov-18</b>	\$ 48,373.64	2.4200%	0.0800%
\$ 1,845.98	0.3000%	0.0000%	<b>Dec-18</b>	\$ 49,202.45	2.5000%	0.0800%
\$ 2,433.93	0.3000%	0.0000%	<b>Jan-19</b>	\$ 67,723.16	2.6200%	0.1200%
\$ 1,741.69	0.3000%	0.0000%	<b>Feb-19</b>	\$ 69,780.05	2.6300%	0.0100%
\$ 1,404.52	0.3000%	0.0000%	<b>Mar-19</b>	\$ 71,536.66	2.6100%	-0.0200%
\$ 1,141.32	0.3000%	0.0000%	<b>Apr-19</b>	\$ 65,154.56	2.5800%	-0.0300%
\$ 803.71	0.3000%	0.0000%	<b>May-19</b>	\$ 61,817.49	2.5600%	-0.0200%
\$ 506.04	0.2700%	-0.0300%	<b>Jun-19</b>	\$ 53,121.90	2.5000%	-0.0600%
\$ 1,167.54	0.3000%	0.0300%	<b>Jul-19</b>	\$ 43,594.19	2.4100%	-0.0900%
\$ 1,642.22	0.3000%	0.0000%	<b>Aug-19</b>	\$ 34,742.55	2.2800%	-0.1300%
\$ 1,340.10	0.3000%	0.0000%	<b>Sep-19</b>	\$ 30,719.62	2.2000%	-0.0800%
\$ 17,594.95	0.2975%		<b>TTD</b>	\$ 648,499.21	2.5170%	

\* Wells Fargo Interest is only for the OPER Account - the Munis detail will include all bank accounts

**Texpool (Avg Monthly Rate)****Texpool Prime (Avg Mthly Rate)**

Interest Earned	Interest Rate	Interest Variance		Interest Earned	Interest Rate	Interest Variance
\$ 3,800.30	2.1400%		<b>Oct-18</b>	\$ 5,152.59	2.3300%	
\$ 3,786.14	2.2000%	0.0600%	<b>Nov-18</b>	\$ 5,130.40	2.3900%	0.0600%
\$ 2,285.78	2.2900%	0.0900%	<b>Dec-18</b>	\$ 4,448.65	2.4900%	0.1000%
\$ 2,043.51	2.3900%	0.1000%	<b>Jan-19</b>	\$ 4,449.01	2.6100%	0.1200%
\$ 5,212.45	2.4000%	0.0100%	<b>Feb-19</b>	\$ 7,632.24	2.5900%	-0.0200%
\$ 8,238.47	2.4200%	0.0200%	<b>Mar-19</b>	\$ 11,049.20	2.5900%	0.0000%
\$ 8,048.82	2.4300%	0.0100%	<b>Apr-19</b>	\$ 10,686.61	2.5800%	-0.0100%
\$ 8,217.41	2.4000%	-0.0300%	<b>May-19</b>	\$ 10,909.07	2.5500%	-0.0300%
\$ 7,904.64	2.3800%	-0.0200%	<b>Jun-19</b>	\$ 10,479.52	2.5200%	-0.0300%
\$ 8,206.10	2.3900%	0.0100%	<b>Jul-19</b>	\$ 10,752.98	2.5000%	-0.0200%
\$ 7,478.25	2.2000%	-0.1900%	<b>Aug-19</b>	\$ 10,117.25	2.3500%	-0.1500%
\$ 5,773.78	2.1600%	-0.0400%	<b>Sep-19</b>	\$ 7,990.39	2.2700%	-0.0800%
\$ 70,995.65	2.3440%		<b>TTD</b>	\$ 98,797.91	2.5150%	

Average All Investments

1.9184%

10/10/2019  
09:54:18

TOM GREEN COUNTY  
INTEREST

PAGE 1  
glflxrpt

FROM 2019 01 TO 2019 13

	ORIGINAL APPROP	TRANFRS/ ADJSTMTS	REVISED BUDGET	ACTUALS	ENCUMBRANCES	AVAILABLE BUDGET	PCT USED
43701 DEPOSITORY INTEREST	18,990	100	19,090	44,188.40	.00	-25,098.40	231.5%
TOTAL REVENUES	18,990	100	19,090	44,188.40	.00	-25,098.40	
43702 TX CLASS ASSET SECURITY INT	0	0	0	.00	.00	.00	.0%
43703 CERTIFICATE OF DEPOSIT INTERES	128,997	0	128,997	226,387.10	.00	-97,390.10	175.5%
TOTAL REVENUES	128,997	0	128,997	226,387.10	.00	-97,390.10	
43705 TEXAS CLASS INTEREST	428,911	0	428,911	648,499.21	.00	-219,588.21	151.2%
TOTAL REVENUES	428,911	0	428,911	648,499.21	.00	-219,588.21	
43707 TEXPOOL INTEREST	10,000	0	10,000	70,995.65	.00	-60,995.65	710.0%
TOTAL REVENUES	10,000	0	10,000	70,995.65	.00	-60,995.65	
43708 TEXPOOL PRIME INTEREST	15,000	0	15,000	98,797.91	.00	-83,797.91	658.7%
TOTAL REVENUES	15,000	0	15,000	98,797.91	.00	-83,797.91	
43711 GAIN ON INVESTMENT	0	0	0	.00	.00	.00	.0%
43712 MINERAL INTEREST	0	0	0	657.27	.00	-657.27	.0%
TOTAL REVENUES	0	0	0	657.27	.00	-657.27	
GRAND TOTAL	601,898	100	601,998	1,089,525.54	.00	-487,527.54	181.0%



10/10/2019  
09:55:08

**TOM GREEN COUNTY  
SERVICE CHARGE**

**PAGE 1**  
**glflxrpt**

FROM 2019 01 TO 2019 13

	ORIGINAL APPROP	TRANFRS/ ADJSTMTS	REVISED BUDGET	ACTUALS	ENCUMBRANCES	AVAILABLE BUDGET	PCT USED
70444 BANK SVC CHARGES	35,000	0	35,000	21,825.25	.00	13,174.75	62.4%
TOTAL EXPENSES	35,000	0	35,000	21,825.25	.00	13,174.75	
GRAND TOTAL	35,000	0	35,000	21,825.25	.00	13,174.75	62.4%

10/08/2019 09:48  
adam8298

TOM GREEN COUNTY  
ACCOUNT SUMMARY TRIAL BALANCE FOR FY19/SEP TO SEP  
FUND

P 1  
glatrbal

ACCOUNT ACCOUNT NAME	BEG. BALANCE	ORG	DEBITS	CREDITS	NET CHANGE	END BALANCE
0001-00-000-000-0000-11703 - COUNTY CLERK CREDIT CARD	3,281.95	0001	35,379.10	39,360.45	-3,981.35	-699.40
0001-00-000-000-0000-11714 - DISTRICT CLERK CREDIT CARD	871.32	0001	20,117.00	20,936.32	-819.32	52.00
0001-00-000-000-0000-11715 - JP1 CREDIT CARD CLEARING ACCT	2,779.92	0001	15,006.60	17,011.62	-2,005.02	774.90
0001-00-000-000-0000-11716 - JP2 CREDIT CARD CLEARING ACCT	16,656.00	0001	77,029.10	90,109.80	-13,080.70	3,575.30
0001-00-000-000-0000-11717 - JP3 CREDIT CARD CLEARING ACCT	3,242.81	0001	22,797.10	24,948.81	-2,151.71	1,091.10
0001-00-000-000-0000-11718 - JP4 CREDIT CARD CLEARING ACCT	1,796.07	0001	21,397.50	21,991.97	-594.47	1,201.60
0001-00-000-000-0000-11723 - COUNTY CLERK EFILE ACCOUNT	1,602.00	0001	20,715.00	21,600.00	-885.00	717.00
0001-00-000-000-0000-11724 - DISTRICT CLERK EFILE ACCOUNT	5,142.00	0001	28,615.00	31,373.00	-2,758.00	2,384.00
0001-00-000-000-0000-11725 - JP#1 EFILE ACCOUNT	5.00	0001	.00	.00	.00	5.00
0001-00-000-000-0000-11726 - JP#2 EFILE ACCOUNT	5.00	0001	.00	.00	.00	5.00
0001-00-000-000-0000-11727 - JP#3 EFILE ACCOUNT	5.00	0001	.00	.00	.00	5.00
0001-00-000-000-0000-11750 - ACH/WIRE BANK ACCOUNT "IRS"	-62.00	0001	744.00	930.00	-186.00	-248.00
0001-00-000-000-0000-11780 - LIBRARY CREDIT CARD CLEARING	402.58	0001	2,953.18	3,169.53	-216.35	186.23
0001-01-000-036-0000-11733 - RESEARCH TX CLEARING - CC	5.00	00010360	1.80	1.80	.00	5.00
0001-01-000-036-0000-11734 - RESEARCH TX CLEARING - DC	5.00	00010360	1.30	1.30	.00	5.00
TOTALS FOR FUND 0001 GENERAL FUND	35,737.65		244,756.68	271,434.60	-26,677.92	9,059.73
REPORT TOTALS	35,737.65		244,756.68	271,434.60	-26,677.92	9,059.73

\*\* END OF REPORT - Generated by ADAM NUNEZ \*\*



# Bond Indebtedness

# **TOM GREEN COUNTY INDEBTEDNESS**

## **September 2019 Ending Balance**

**FUND 087 TAX NOTES SERIES 2009**

**TAX NOTES, SERIES 2009**

**2.4970300% (Net Eff Int Rate - Texas Vernon's)**

**ORIGINAL DEBT ISSUED \$8,350,000.00**

# **TOM GREEN COUNTY INDEBTEDNESS**

## **15 Certificate of Obligation**

**FUND 089 CERTIFICATE OF OBLIGATION SERIES 2015**

**3.54075300% (Net Eff Int Rate - Texas Vernon's)**

**ORIGINAL DEBT ISSUED \$50,000,000.00**

<b>PREVIOUS BALANCE OUTSTANDING</b>	<b>PRINCIPAL PAYMENT DUE</b>	<b>CURRENT BALANCE OUTSTANDING</b>	<b>SCHEDULED DUE DATE</b>	
50,000,000.00	\$0.00	50,000,000.00	01-Feb-16	
50,000,000.00	\$0.00	50,000,000.00	01-Feb-17	
50,000,000.00	\$1,365,000.00	48,635,000.00	01-Feb-18	<b><u>PAID</u></b>
48,635,000.00	\$1,525,000.00	47,110,000.00	01-Feb-19	<b><u>PAID</u></b>
47,110,000.00	\$1,605,000.00	45,505,000.00	01-Feb-20	
45,505,000.00	\$1,690,000.00	43,815,000.00	01-Feb-21	
43,815,000.00	\$1,775,000.00	42,040,000.00	01-Feb-22	
42,040,000.00	\$1,865,000.00	40,175,000.00	01-Feb-23	
40,175,000.00	\$1,940,000.00	38,235,000.00	01-Feb-24	
38,235,000.00	\$2,020,000.00	36,215,000.00	01-Feb-25	
36,215,000.00	\$2,125,000.00	34,090,000.00	01-Feb-26	
34,090,000.00	\$2,235,000.00	31,855,000.00	01-Feb-27	
31,855,000.00	\$2,325,000.00	29,530,000.00	01-Feb-28	
29,530,000.00	\$2,420,000.00	27,110,000.00	01-Feb-29	
27,110,000.00	\$2,520,000.00	24,590,000.00	01-Feb-30	
24,590,000.00	\$2,630,000.00	21,960,000.00	01-Feb-31	
21,960,000.00	\$2,765,000.00	19,195,000.00	01-Feb-32	
19,195,000.00	\$2,880,000.00	16,315,000.00	01-Feb-33	
16,315,000.00	\$2,995,000.00	13,320,000.00	01-Feb-34	
13,320,000.00	\$3,130,000.00	10,190,000.00	01-Feb-35	
10,190,000.00	\$3,270,000.00	6,920,000.00	01-Feb-36	
6,920,000.00	\$3,395,000.00	3,525,000.00	01-Feb-37	
3,525,000.00	\$3,525,000.00	0.00	01-Feb-38	

\* PRINCIPAL PAYMENTS DUE ANNUALLY ON THE 1st DAY OF FEBRUARY. ACTUALLY PAID EVERY JANUARY

\*\* INTEREST PAYMENTS ARE DUE SEMI-ANNUALLY ON THE 1st DAY OF FEBRUARY AND AUGUST



# TOM GREEN COUNTY INDEBTEDNESS

## September 2019 Ending Balance

### FUND 081 COMBINATION TAX & LIMITED SURPLUS REVENUE

#### CERTIFICATES OF OBLIGATION ,SERIES 2017

Cusip Prefix 889642

PREVIOUS BALANCE OUTSTANDING	PRINCIPAL PAYMENT DUE	CURRENT BALANCE OUTSTANDING	SCHEDULED DUE DATE	
9,515,000.00	\$0.00	9,515,000.00	01-Feb-17	
9,515,000.00	\$170,000.00	9,345,000.00	01-Feb-18 GJ7	<u>PAID</u>
9,345,000.00	\$305,000.00	9,040,000.00	01-Feb-19 GK4	<u>PAID</u>
9,040,000.00	\$310,000.00	8,730,000.00	01-Feb-20 GL2	
8,730,000.00	\$345,000.00	8,385,000.00	01-Feb-21 GM0	
8,385,000.00	\$355,000.00	8,030,000.00	01-Feb-22 GN8	
8,030,000.00	\$365,000.00	7,665,000.00	01-Feb-23 GP3	
7,665,000.00	\$380,000.00	7,285,000.00	01-Feb-24 GQ1	
7,285,000.00	\$395,000.00	6,890,000.00	01-Feb-25 GR9	
6,890,000.00	\$415,000.00	6,475,000.00	01-Feb-26 GS7	
6,475,000.00	\$430,000.00	6,045,000.00	01-Feb-27 GT5	
6,045,000.00	\$445,000.00	5,600,000.00	01-Feb-28 GU2	
5,600,000.00	\$500,000.00	5,100,000.00	01-Feb-29 GV0	
5,100,000.00	\$510,000.00	4,590,000.00	01-Feb-30 GV0	
4,590,000.00	\$525,000.00	4,065,000.00	01-Feb-31 GV0	
4,065,000.00	\$540,000.00	3,525,000.00	01-Feb-32 GV0	
3,525,000.00	\$555,000.00	2,970,000.00	01-Feb-33 GV0	
2,970,000.00	\$570,000.00	2,400,000.00	01-Feb-34 GV0	
2,400,000.00	\$585,000.00	1,815,000.00	01-Feb-35 GV0	
1,815,000.00	\$600,000.00	1,215,000.00	01-Feb-36 GV0	
1,215,000.00	\$615,000.00	600,000.00	01-Feb-37 GV0	
600,000.00	\$600,000.00	0.00	01-Feb-38 GW8	

# TOM GREEN COUNTY INDEBTEDNESS

## September 2019 Ending Balance

### FUND 080 COMBINATION TAX & LIMITED SURPLUS REVENUE CERTIFICATES OF OBLIGATION, SERIES 2018

Cusip NO. Prefix: 889642


#### MATURITY SCHEDULE \$7,960,000

\$4,670,000 Serial Certificates

PREVIOUS BALANCE OUTSTANDING	PRINCIPAL AMOUNT DUE	CURRENT BALANCE OUTSTANDING	SCHEDULED DUE DATE
7,960,000.00	\$0.00	\$7,960,000.00	1-Feb-18
7,960,000.00	\$160,000.00	\$7,800,000.00	1-Feb-19 GX6 <b>PAID</b>
7,800,000.00	\$250,000.00	\$7,550,000.00	1-Feb-20 GY4
7,550,000.00	\$265,000.00	\$7,285,000.00	1-Feb-21 GZ1
7,285,000.00	\$275,000.00	\$7,010,000.00	1-Feb-22 HA5
7,010,000.00	\$290,000.00	\$6,720,000.00	1-Feb-23 HB3
6,720,000.00	\$305,000.00	\$6,415,000.00	1-Feb-24 HC1
6,415,000.00	\$320,000.00	\$6,095,000.00	1-Feb-25 HD9
6,095,000.00	\$340,000.00	\$5,755,000.00	1-Feb-26 HE7
5,755,000.00	\$355,000.00	\$5,400,000.00	1-Feb-27 HF4
5,400,000.00	\$375,000.00	\$5,025,000.00	1-Feb-28 HG2
5,025,000.00	\$390,000.00	\$4,635,000.00	1-Feb-29 HH0
4,635,000.00	\$400,000.00	\$4,235,000.00	1-Feb-30 HJ6
4,235,000.00	\$415,000.00	\$3,820,000.00	1-Feb-31 HK3
3,820,000.00	\$430,000.00	\$3,390,000.00	1-Feb-32 HK3
3,390,000.00	\$445,000.00	\$2,945,000.00	1-Feb-33 HK3
2,945,000.00	\$455,000.00	\$2,490,000.00	1-Feb-34 HK3
2,490,000.00	\$470,000.00	\$2,020,000.00	1-Feb-35 HK3
2,020,000.00	\$480,000.00	\$1,540,000.00	1-Feb-36 HK3
1,540,000.00	\$500,000.00	\$1,040,000.00	1-Feb-37 HK3
1,040,000.00	\$510,000.00	\$530,000.00	1-Feb-38 HK3
530,000.00	\$530,000.00	\$0.00	1-Feb-39 HM9

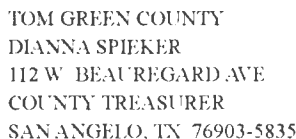
# Bank Collateral





**STATEMENT PERIOD**  
09/01/2019 - 09/30/2019

XNPBFMDTBW 1 000128



Date	Deposit Total	FDIC Insurance	Total Deposits		Required Collateral Level	Collateral Value
			Requiring Collateral	Collateral Value		vs. Required Collateral
09/01/2019	17,668,372.93	500,000.00	17,168,372.93	25,357,301.27	18,885,210.22	6,472,091.05
09/02/2019	17,668,372.93	500,000.00	17,168,372.93	25,357,301.27	18,885,210.22	6,472,091.05
09/03/2019	18,136,508.83	500,000.00	17,636,508.83	25,395,294.20	19,400,159.71	5,995,134.49
09/04/2019	18,287,342.25	500,000.00	17,787,342.25	25,435,585.78	19,566,076.48	5,869,509.31
09/05/2019	18,272,107.05	500,000.00	17,772,107.05	25,358,244.22	19,549,317.76	5,808,926.47
09/06/2019	18,329,725.56	500,000.00	17,829,725.56	25,377,932.09	19,612,698.12	5,765,233.97
09/07/2019	18,329,725.56	500,000.00	17,829,725.56	25,377,932.09	19,612,698.12	5,765,233.97
09/08/2019	18,329,725.56	500,000.00	17,829,725.56	25,377,932.09	19,612,698.12	5,765,233.97
09/09/2019	17,988,342.69	500,000.00	17,488,342.69	24,965,763.29	19,237,176.96	5,728,586.33
09/10/2019	17,718,457.17	500,000.00	17,218,457.17	24,849,849.19	18,940,302.89	5,909,546.30
09/11/2019	18,184,120.46	500,000.00	17,684,120.46	24,861,837.29	19,452,532.51	5,409,304.78
09/12/2019	18,919,991.59	500,000.00	18,419,991.59	24,818,919.61	20,261,990.75	4,556,928.86
09/13/2019	18,614,117.01	500,000.00	18,114,117.01	24,721,601.79	19,925,528.71	4,796,073.08
09/14/2019	18,614,117.01	500,000.00	18,114,117.01	24,721,601.79	19,925,528.71	4,796,073.08
09/15/2019	18,614,117.01	500,000.00	18,114,117.01	24,721,601.79	19,925,528.71	4,796,073.08
09/16/2019	17,693,262.25	500,000.00	17,193,262.25	24,766,125.12	18,912,588.48	5,853,536.65
09/17/2019	18,753,820.80	500,000.00	18,253,820.80	24,784,870.21	20,079,202.88	4,705,667.33
09/18/2019	18,808,505.26	500,000.00	18,308,505.26	21,796,915.49	20,139,355.79	1,657,559.70
09/19/2019	18,720,252.41	500,000.00	18,220,252.41	21,837,651.00	20,042,277.65	1,795,373.35
09/20/2019	17,368,922.44	500,000.00	16,868,922.44	21,860,620.12	18,555,814.68	3,304,805.44
09/21/2019	17,368,922.44	500,000.00	16,868,922.44	21,860,620.12	18,555,814.68	3,304,805.44
09/22/2019	17,368,922.44	500,000.00	16,868,922.44	21,860,620.12	18,555,814.68	3,304,805.44
09/23/2019	17,422,333.86	500,000.00	16,922,333.86	21,887,499.38	18,614,567.25	3,272,932.13
09/24/2019	17,569,528.54	500,000.00	17,069,528.54	21,927,433.49	18,776,481.39	3,150,952.10
09/25/2019	17,540,535.97	500,000.00	17,040,535.97	21,874,713.31	18,744,589.57	3,130,123.74
09/26/2019	17,273,657.17	500,000.00	16,773,657.17	21,906,451.32	18,451,022.89	3,455,428.43
09/27/2019	15,623,836.63	500,000.00	15,123,836.63	21,927,793.64	16,636,220.29	5,291,573.35
09/28/2019	15,623,836.63	500,000.00	15,123,836.63	21,927,793.64	16,636,220.29	5,291,573.35
09/29/2019	15,623,836.63	500,000.00	15,123,836.63	21,927,793.64	16,636,220.29	5,291,573.35
09/30/2019	15,339,542.71	500,000.00	14,839,542.71	21,949,647.05	16,323,496.98	5,626,150.07

XINPBTMLUBWUUU728 NNNNNNNNNNNNNN NNN NNN UU1UU2 UUU403 213/87bb.

29



Public Funds Collateral Unit  
333 Market St 15th Floor  
San Francisco, CA 94105-  
Phone: 1-877-479-6603  
publicfundscollateral@wellsfargo.com

**WELLS FARGO BANK, N.A.  
PUBLIC FUNDS COLLATERAL UNIT  
COLLATERAL ANALYSIS**

TOM GREEN COUNTY  
DIANNA SPIEKER  
112 W BEAUREGARD AVE  
COUNTY TREASURER  
SAN ANGELO, TX 76903-5835

**DATE COMPLETED:** October 04, 2019  
**CONTRA NUMBER:** PL-0001971  
**COLLATERAL WHEREHELD:** Bank of New York Mellon

**COLLATERAL ANALYSIS AS OF:** September 30, 2019  
**COLLATERAL ACCOUNT NUMBER:** WUB512

CUSIP	Description	CPN	Maturity Date	Original Face	Current Par	Market Value	Collateral Value
3138M8J53	FN AP4783 3.000% 09/01/2042	3.00	9/1/2042	41,332,932.00	21,251,568.79	21,949,647.05	21,949,647.05
Total for Collateral Account Number: WUB512				\$41,332,932.00	\$21,251,568.79	\$21,949,647.05	\$21,949,647.05
Total for PL-0001971 :				\$41,332,932.00	\$21,251,568.79	\$21,949,647.05	\$21,949,647.05

10/01/2019 10:00:00 AM  
PL-0001971  
WUB512  
30

30