



Dianna Spieker
Tom Green County Treasurer

FY 19 Investment Quarterly Report
Ending December 2018

THE STATE OF TEXAS ()
COUNTY OF TOM GREEN ()
AFFIDAVIT ()

Pursuant to GC 2256.023 I, Dianna M Spieker, Tom Green County Treasurer and Investment Officer do hereby submit The Quarterly Investment Report. The Treasurer's Books and the Auditor's General Ledger agree. The Investment Statements are reconciled monthly.

All investments are in compliance with both the Public Funds Investment Act and the Tom Green County Investment Policy. The investment strategy is passive, which maintains a liquid cash flow and safety of the investment as priorities. As your Treasurer I keep a watchful eye to ensure that the "*return of our principal*" takes precedent over the "*return on our principal*". {GC 2256.023}


The following sections contain the summary statement of each pooled fund group that states the beginning market value and the ending market value along with the fully accrued interest. For the purposes of Local Investment Pools and Certificates of Deposit the market value and the book value approximate to the same value. The Tom Green County Investment Officer has no control or authority in the decisions of said Investment Pools as to how the investments are diversified. Wells Fargo and Texas State bank follow the directive that all certificates of deposit shall be at a federally insured depository institution and the full amount of the principal and accrued interest is insured by the United States.

Furthermore, The Investment Pools are in compliance with GC 2256.016 and specifically to the reporting requirements of sections(c) (1) and (2). The Certificates of Deposit are in compliance with GC 2256.010


As a matter of internal accounting procedure, any interest earned that is posted by financial institutions to our accounts on the last business day of the month may not included in the combined statement of receipts and disbursements until the following month. These amounts are disclosed in this report


Therefore, Dianna Spieker, County Treasurer of Tom Green County, Texas, who being fully sworn, upon oath says that the within and foregoing report is true and correct to the best of her knowledge.


Filed with accompanying vouchers this, the 26th day of February, 2019.



Dianna Spieker, Treasurer, Tom Green County / Date


Commissioners' Court having reviewed the Investment Quarterly Report as presented, hereby approve the report and request that it be filed with the official minutes of this meeting. In addition, the below signatures affirm that the Investment Report complies with statutes as referenced. {GC 2256.023} and the affidavit states the ending quarterly balance of investments that are in the custody of the county treasurer equals: **\$44,667,236.81**


County Judge Stephen C. Floyd


Commissioner Ralph Hoelscher- Pct. #1


Commissioner Rick Bacon - Pct. #3


Commissioner Sammy Farmer- Pct. #2


Commissioner Bill Ford - Pct. #4

Investment Quarterly Report

*Prepared by Dianna Spieker, Tom Green County Treasurer
And Investment Officer*

Table of Contents

Internal Management and Investment Strategy Disclosure

Trial Balance for Investments By Fund

Page 1

Interest Accrued for Pools

Page 3

Interest Accrued for Certificates of Deposits

Page 4

Investment Pools - Beginning and Ending Market/Book Value
and Portfolio Diversification

Page 8

Certificates of Deposits

Page 10

Investment Pools GC 2256.023 (b) (4)

Daily Liquidity Pools include Texas Class, Texpool and Texpool Prime. Funds can be deposited and withdrawn on a daily basis

Certificates of Deposits (CD's) Investments GC 2256.023 (b) (5)

Currently CD's are with Texas State Bank and Wells Fargo

Funds are not immediately available – best practice is wait until maturity. If needed investments can be sold to access the funds

Securities Investments GC 2256.023 (b) (5)

At this time Tom Green County has no investments in this category.

Funds are not immediately available – best practice is wait until maturity. If needed investments can be sold to access the funds

Trollinger Estate Investments not subject to GC 2256

The Estate of Sally Hunter Trollinger Filed 12/27/2000
County Court Cause No. OOP542

County Clerk Records Volume 401 Beginning Page 621

Various oil, gas and mineral royalty interests were willed to Tom Green County to be used for the Library of Tom Green County. Only working interest is the Yates Field, which is continuing to produce positive cash flow.

These holdings will be held until such time as the Commissioners' Court deems it prudent to divest said holdings.

Internal Management Reports

Government Code Sec. 2256.023. INTERNAL MANAGEMENT REPORTS. (a) Not less than quarterly, the investment officer shall prepare and submit to the governing body of the entity a written report of investment transactions for all funds covered by this chapter for the preceding reporting period.

(b) The report must:

- (1) describe in detail the investment position of the entity on the date of the report;
- (2) be prepared jointly by all investment officers of the entity;
- (3) be signed by each investment officer of the entity;
- (4) contain a summary statement of each pooled fund group that states the:
 - (A) beginning market value for the reporting period;
 - (B) ending market value for the period; and
 - (C) fully accrued interest for the reporting period;
- (5) state the book value and market value of each separately invested asset at the end of the reporting period by the type of asset and fund type invested;
- (6) state the maturity date of each separately invested asset that has a maturity date;
- (7) state the account or fund or pooled group fund in the state agency or local government for which each individual investment was acquired; and
- (8) state the compliance of the investment portfolio of the state agency or local government as it relates to:
 - (A) the investment strategy expressed in the agency's or local government's investment policy; and
 - (B) relevant provisions of this chapter.

(c) The report shall be presented not less than quarterly to the governing body and the chief executive officer of the entity within a reasonable time after the end of the period.

(d) If an entity invests in other than money market mutual funds, investment pools or accounts offered by its depository bank in the form of certificates of deposit, or money market accounts or similar accounts, the reports prepared by the investment officers under this section shall be formally reviewed at least annually by an independent auditor, and the result of the review shall be reported to the governing body by that auditor.

Statement of Investment Strategy

All investments are in compliance with both the Public Funds Investment Act and the Tom Green County Investment Policy. The investment strategy is passive, which maintains a liquid cash flow and safety of the investment as priorities. As your Treasurer I keep a watchful eye to ensure that the “return of our principal” takes precedent over the “return on our principal”.
{GC 2256.023}

02/13/2019 13:55
diannas

TOM GREEN COUNTY
ACCOUNT SUMMARY TRIAL BALANCE FOR FY19/OCT TO DEC
FUND

P 1
glatrbal

ACCOUNT ACCOUNT NAME	BEG. BALANCE	DEBITS	CREDITS	NET CHANGE	END BALANCE
0001-00-000-000-0000-11513 - CERTIFICATE OF DEPOSITS	5,212,465.73	26,798.77	3,262.04	23,536.73	5,236,002.46
0001-00-000-000-0000-11515 - TEXAS CLASS	5,338,747.42	10,247,732.94	5,752,732.94	4,495,000.00	9,833,747.42
0001-00-000-000-0000-11517 - TEXPOOL INVESTMENTS	2,087,184.39	7,586.44	1,090,000.00	-1,082,413.56	1,004,770.83
0001-00-000-000-0000-11518 - TEXPOOL PRIME INVESTMENTS	2,601,863.12	10,282.99	607,000.00	-596,717.01	2,005,146.11
TOTALS FOR FUND 0001 GENERAL FUND	15,240,260.66	10,292,401.14	7,452,994.98	2,839,406.16	18,079,666.82
0005-00-000-000-0000-11515 - TEXAS CLASS	398,744.46	50,000.00	.00	50,000.00	448,744.46
TOTALS FOR FUND 0005 ROAD & BRIDGE PRECINCT 1 & 3	398,744.46	50,000.00	.00	50,000.00	448,744.46
0006-00-000-000-0000-11515 - TEXAS CLASS	426,833.21	.00	50,000.00	-50,000.00	376,833.21
TOTALS FOR FUND 0006 ROAD & BRIDGE PRECINCT 2 & 4	426,833.21	.00	50,000.00	-50,000.00	376,833.21
0012-00-000-000-0000-11515 - TEXAS CLASS	149,507.65	.00	149,229.67	-149,229.67	277.98
TOTALS FOR FUND 0012 JUSTICE COURT TECHNOLOGY	149,507.65	.00	149,229.67	-149,229.67	277.98
0019-00-000-000-0000-11515 - TEXAS CLASS	245,778.85	.00	10,000.00	-10,000.00	235,778.85
TOTALS FOR FUND 0019 COUNTY RECORDS MANAGEMENT	245,778.85	.00	10,000.00	-10,000.00	235,778.85
0030-00-000-000-0000-11515 - TEXAS CLASS	301,927.48	21,000.00	.00	21,000.00	322,927.48
TOTALS FOR FUND 0030 CNTY CLERK PRESERV & ARCHIVE	301,927.48	21,000.00	.00	21,000.00	322,927.48
0032-00-000-000-0000-11515 - TEXAS CLASS	89,630.31	.00	89,308.72	-89,308.72	321.59

02/13/2019 13:55
 diannas

TOM GREEN COUNTY
ACCOUNT SUMMARY TRIAL BALANCE FOR FY19/OCT TO DEC
FUND
P 2
glatrbal

ACCOUNT ACCOUNT NAME	BEG. BALANCE	DEBITS	CREDITS	NET CHANGE	END BALANCE
TOTALS FOR FUND 0032 CNTY CLERK ARCHIVE	89,630.31	.00	89,308.72	-89,308.72	321.59
0078-00-000-000-0000-11513 - CERTIFICATE OF DEPOSITS	480,000.00	.00	.00	.00	480,000.00
TOTALS FOR FUND 0078 BAIL BOND COLLATERAL	480,000.00	.00	.00	.00	480,000.00
0090-00-000-000-0000-11513 - CERTIFICATE OF DEPOSITS	6,944,000.00	.00	3,477,000.00	-3,477,000.00	3,467,000.00
0090-00-000-000-0000-11515 - TEXAS CLASS	7,194,515.72	3,500,000.00	4,500,000.00	-1,000,000.00	6,194,515.72
TOTALS FOR FUND 0090 2015 COB CAPITAL PROJECTS	14,138,515.72	3,500,000.00	7,977,000.00	-4,477,000.00	9,661,515.72
0101-00-000-000-0000-11513 - CERTIFICATE OF DEPOSITS	3,973,000.00	.00	497,000.00	-497,000.00	3,476,000.00
0101-00-000-000-0000-11515 - TEXAS CLASS	3,812,143.00	.00	.00	.00	3,812,143.00
TOTALS FOR FUND 0101 2017 COB CAPITAL PROJECTS	7,785,143.00	.00	497,000.00	-497,000.00	7,288,143.00
0120-00-000-000-0000-11515 - TEXAS CLASS	7,773,027.70	.00	.00	.00	7,773,027.70
TOTALS FOR FUND 0120 2018 COB CAPITAL PROJECTS	7,773,027.70	.00	.00	.00	7,773,027.70
REPORT TOTALS	47,029,369.04	13,863,401.14	16,225,533.37	-2,362,132.23	44,667,236.81

** END OF REPORT - Generated by DIANNA SPIEKER **

Wells Fargo (Oper)**Texas Class (Annual Yield)**

Interest Earned	Interest Rate	Interest Variance	Fiscal	Interest Earned	Interest Rate	Interest Variance
\$ 2,112.98	0.3000%		Oct-18	\$ 52,732.94	2.3400%	
\$ 1,454.92	0.3000%	0.0000%	Nov-18	\$ 48,373.64	2.4200%	0.0800%
\$ 1,845.98	0.3000%	0.0000%	Dec-18	\$ 49,202.45	2.5000%	0.0800%
\$ 2,433.93	0.3000%	0.0000%	Jan-19	\$ 67,723.16	2.6200%	0.1200%
\$ -	0.0000%	-0.3000%	Feb-19	\$ -	0.0000%	-2.6200%
\$ -	0.0000%	0.0000%	Mar-19	\$ -	0.0000%	0.0000%
\$ -	0.0000%	0.0000%	Apr-19	\$ -	0.0000%	0.0000%
\$ -	0.0000%	0.0000%	May-19	\$ -	0.0000%	0.0000%
\$ -	0.0000%	0.0000%	Jun-19	\$ -	0.0000%	0.0000%
\$ -	0.0000%	0.0000%	Jul-19	\$ -	0.0000%	0.0000%
\$ -	0.0000%	0.0000%	Aug-19	\$ -	0.0000%	0.0000%
\$ -	0.0000%	0.0000%	Sep-19	\$ -	0.0000%	0.0000%
\$ 7,847.81	0.0000%		TTD	\$ 218,032.19	0.9880%	

* Wells Fargo Interest is only for the OPER Account - the Munis detail will include all bank accounts

Texpool (Avg Monthly Rate)**Texpool Prime (Avg Mthly Rate)**

Interest Earned	Interest Rate	Interest Variance	Fiscal	Interest Earned	Interest Rate	Interest Variance
\$ 3,800.30	2.1400%		Oct-18	\$ 5,152.59	2.3300%	
\$ 3,786.14	2.2000%	0.0600%	Nov-18	\$ 5,130.40	2.3900%	0.0600%
\$ 2,285.78	2.2900%	0.0900%	Dec-18	\$ 4,448.65	2.4900%	0.1000%
\$ 2,043.51	2.3900%	0.1000%	Jan-19	\$ 4,449.01	2.6100%	0.1200%
\$ -	0.0000%	-2.3900%	Feb-19	\$ -	0.0000%	-2.6100%
\$ -	0.0000%	0.0000%	Mar-19	\$ -	0.0000%	0.0000%
\$ -	0.0000%	0.0000%	Apr-19	\$ -	0.0000%	0.0000%
\$ -	0.0000%	0.0000%	May-19	\$ -	0.0000%	0.0000%
\$ -	0.0000%	0.0000%	Jun-19	\$ -	0.0000%	0.0000%
\$ -	0.0000%	0.0000%	Jul-19	\$ -	0.0000%	0.0000%
\$ -	0.0000%	0.0000%	Aug-19	\$ -	0.0000%	0.0000%
\$ -	0.0000%	0.0000%	Sep-19	\$ -	0.0000%	0.0000%
\$ 11,915.73	0.9020%		TTD	\$ 19,180.65	0.9820%	

Average All Investments

0.7180%

02/14/2019 15:03
diannas

TOM GREEN COUNTY
ACCOUNT DETAIL HISTORY FOR 2019 01 TO 2019 03

P 1
glacthst

ORG YR/PR	ACCOUNT JNL EFF DATE	SRC REF1	REF2	REF3	CHECK #	OB	AMOUNT	NET LEDGER BALANCE	NET BUDGET BALANCE
00013700	0001-00-370-000-0000-43703	- CERTIFICATE OF DEPOSIT INTERES REVISED BUDGET							-65,000.00
19/01	318 10/06/18	CRP 036	75093				-359.51	-359.51	
19/01	318 10/06/18	CRP 036	75093				-465.67	-825.18	
19/01	318 10/06/18	CRP 036	75093				-423.01	-1,248.19	
19/01	318 10/06/18	CRP 036	75093				-94.27	-1,342.46	
19/01	318 10/06/18	CRP 036	75093				-41.30	-1,383.76	
19/01	318 10/06/18	CRP 036	75093				-98.51	-1,482.27	
19/01	318 10/06/18	CRP 036	75093				-359.52	-1,841.79	
19/01	318 10/06/18	CRP 036	75093				-467.37	-2,309.16	
19/01	318 10/06/18	CRP 036	75093				-264.55	-2,573.71	
19/01	318 10/06/18	CRP 036	75093				-37.16	-2,610.87	
19/01	318 10/06/18	CRP 036	75093				-13.74	-2,624.61	
19/01	318 10/06/18	CRP 036	75093				-17.53	-2,642.14	
19/01	318 10/06/18	CRP 036	75093				-21.91	-2,664.05	
19/01	318 10/06/18	CRP 036	75093				-415.05	-3,079.10	
19/01	318 10/06/18	CRP 036	75093				-339.86	-3,418.96	
19/01	318 10/06/18	CRP 036	75093				-454.68	-3,873.64	
19/01	318 10/06/18	CRP 036	75093				-370.36	-4,244.00	
19/01	318 10/06/18	CRP 036	75093				-416.62	-4,660.62	
19/01	318 10/06/18	CRP 036	75093				-96.82	-4,757.44	
19/01	318 10/06/18	CRP 036	75093				-305.57	-5,063.01	
19/01	318 10/06/18	CRP 036	75093				-285.85	-5,348.86	
19/01	318 10/06/18	CRP 036	75093				-306.83	-5,655.69	
19/01	318 10/06/18	CRP 036	75093				-347.92	-6,003.61	
19/01	318 10/06/18	CRP 036	75093				-57.99	-6,061.60	
19/01	318 10/06/18	CRP 036	75093				-444.16	-6,505.76	
19/01	318 10/06/18	CRP 036	75093				-454.89	-6,960.65	
19/01	318 10/06/18	CRP 036	75094				-54.38	-7,015.03	
19/01	322 10/06/18	GRV 100618	JNL 1 318	A/R;	A/P		359.51	-6,655.52	
19/01	322 10/06/18	GRV 100618	JNL 1 318	A/R;	A/P		465.67	-6,189.85	
19/01	322 10/06/18	GRV 100618	JNL 1 318	A/R;	A/P		423.01	-5,766.84	
19/01	322 10/06/18	GRV 100618	JNL 1 318	A/R;	A/P		94.27	-5,672.57	
19/01	322 10/06/18	GRV 100618	JNL 1 318	A/R;	A/P		41.30	-5,631.27	
19/01	322 10/06/18	GRV 100618	JNL 1 318	A/R;	A/P		98.51	-5,532.76	
19/01	322 10/06/18	GRV 100618	JNL 1 318	A/R;	A/P		359.52	-5,173.24	
19/01	322 10/06/18	GRV 100618	JNL 1 318	A/R;	A/P		467.37	-4,705.87	
19/01	322 10/06/18	GRV 100618	JNL 1 318	A/R;	A/P		264.55	-4,441.32	
19/01	322 10/06/18	GRV 100618	JNL 1 318	A/R;	A/P		37.16	-4,404.16	
19/01	322 10/06/18	GRV 100618	JNL 1 318	A/R;	A/P		13.74	-4,390.42	
19/01	322 10/06/18	GRV 100618	JNL 1 318	A/R;	A/P		17.53	-4,372.89	
19/01	322 10/06/18	GRV 100618	JNL 1 318	A/R;	A/P		21.91	-4,350.98	
19/01	322 10/06/18	GRV 100618	JNL 1 318	A/R;	A/P		415.05	-3,935.93	
19/01	322 10/06/18	GRV 100618	JNL 1 318	A/R;	A/P		339.86	-3,596.07	
19/01	322 10/06/18	GRV 100618	JNL 1 318	A/R;	A/P		454.68	-3,141.39	
19/01	322 10/06/18	GRV 100618	JNL 1 318	A/R;	A/P		370.36	-2,771.03	
19/01	322 10/06/18	GRV 100618	JNL 1 318	A/R;	A/P		416.62	-2,354.41	
19/01	322 10/06/18	GRV 100618	JNL 1 318	A/R;	A/P		96.82	-2,257.59	
19/01	322 10/06/18	GRV 100618	JNL 1 318	A/R;	A/P		305.57	-1,952.02	
19/01	322 10/06/18	GRV 100618	JNL 1 318	A/R;	A/P		285.85	-1,666.17	
19/01	322 10/06/18	GRV 100618	JNL 1 318	A/R;	A/P		306.83	-1,359.34	
19/01	322 10/06/18	GRV 100618	JNL 1 318	A/R;	A/P		347.92	-1,011.42	
19/01	322 10/06/18	GRV 100618	JNL 1 318	A/R;	A/P		57.99	-953.43	

02/14/2019 15:03
diannas

TOM GREEN COUNTY
ACCOUNT DETAIL HISTORY FOR 2019 01 TO 2019 03

P 2
glacthst

ORG YR/PR	ACCOUNT JNL EFF DATE	SRC REF1	REF2	REF3	CHECK #	OB	AMOUNT	NET LEDGER BALANCE	NET BUDGET BALANCE
19/01	322 10/06/18	GRV 100618	JNL 1 318	A/R; A/P			444.16	-509.27	
19/01	322 10/06/18	GRV 100618	JNL 1 318	A/R; A/P			454.89	-54.38	
19/01	322 10/06/18	GRV 100618	JNL 1 318	A/R; A/P			54.38	.00	
19/02	260 11/03/18	CRP 036	75685				-347.92	-347.92	
19/02	260 11/03/18	CRP 036	75685				-450.64	-798.56	
19/02	260 11/03/18	CRP 036	75685				-409.32	-1,207.88	
19/02	260 11/03/18	CRP 036	75685				-258.44	-1,466.32	
19/02	260 11/03/18	CRP 036	75685				-91.23	-1,557.55	
19/02	260 11/03/18	CRP 036	75685				-42.68	-1,600.23	
19/02	260 11/03/18	CRP 036	75685				-6.56	-1,606.79	
19/02	260 11/03/18	CRP 036	75685				-583.48	-2,190.27	
19/02	260 11/03/18	CRP 036	75685				-347.92	-2,538.19	
19/02	260 11/03/18	CRP 036	75685				-359.52	-2,897.71	
19/02	260 11/03/18	CRP 036	75685				-452.30	-3,350.01	
19/02	260 11/03/18	CRP 036	75685				-566.90	-3,916.91	
19/02	260 11/03/18	CRP 036	75685				-566.90	-4,483.81	
19/02	260 11/03/18	CRP 036	75685				-35.97	-4,519.78	
19/02	260 11/03/18	CRP 036	75685				-2.40	-4,522.18	
19/02	260 11/03/18	CRP 036	75685				-13.29	-4,535.47	
19/02	260 11/03/18	CRP 036	75685				-401.65	-4,937.12	
19/02	260 11/03/18	CRP 036	75685				-78.70	-5,015.82	
19/02	260 11/03/18	CRP 036	75685				-328.89	-5,344.71	
19/02	260 11/03/18	CRP 036	75685				-454.68	-5,799.39	
19/02	260 11/03/18	CRP 036	75685				-440.01	-6,239.40	
19/02	260 11/03/18	CRP 036	75685				-440.01	-6,679.41	
19/02	260 11/03/18	CRP 036	75685				-358.40	-7,037.81	
19/02	260 11/03/18	CRP 036	75685				-403.17	-7,440.98	
19/02	260 11/03/18	CRP 036	75685				-93.70	-7,534.68	
19/02	260 11/03/18	CRP 036	75685				-296.92	-7,831.60	
19/02	260 11/03/18	CRP 036	75685				-429.78	-8,261.38	
19/02	260 11/03/18	CRP 036	75685				-403.17	-8,664.55	
19/02	260 11/03/18	CRP 036	75685				-416.62	-9,081.17	
19/02	260 11/03/18	CRP 036	75685				-440.22	-9,521.39	
19/02	260 11/03/18	CRP 036	75686				-91.61	-9,613.00	
19/03	551 12/22/18	CRP 036	76637				-465.67	-10,078.67	
19/03	551 12/22/18	CRP 036	76637				-368.38	-10,447.05	
19/03	551 12/22/18	CRP 036	76637				-604.83	-11,051.88	
19/03	551 12/22/18	CRP 036	76637				-94.27	-11,146.15	
19/03	551 12/22/18	CRP 036	76637				-402.87	-11,549.02	
19/03	551 12/22/18	CRP 036	76637				-181.54	-11,730.56	
19/03	551 12/22/18	CRP 036	76637				-41.30	-11,771.86	
19/03	551 12/22/18	CRP 036	76637				-602.93	-12,374.79	
19/03	551 12/22/18	CRP 036	76637				-507.54	-12,882.33	
19/03	551 12/22/18	CRP 036	76637				-467.37	-13,349.70	
19/03	551 12/22/18	CRP 036	76637				-585.80	-13,935.50	
19/03	551 12/22/18	CRP 036	76637				-585.80	-14,521.30	
19/03	551 12/22/18	CRP 036	76637				-56.21	-14,577.51	
19/03	551 12/22/18	CRP 036	76637				-13.74	-14,591.25	
19/03	551 12/22/18	CRP 036	76637				-415.05	-15,006.30	
19/03	551 12/22/18	CRP 036	76637				-67.45	-15,073.75	
19/03	551 12/22/18	CRP 036	76637				-28.96	-15,102.71	
19/03	551 12/22/18	CRP 036	76637				-339.86	-15,442.57	
19/03	551 12/22/18	CRP 036	76637				-454.68	-15,897.25	
19/03	551 12/22/18	CRP 036	76637				-454.68	-16,351.93	

02/14/2019 15:03
diannas

TOM GREEN COUNTY
ACCOUNT DETAIL HISTORY FOR 2019 01 TO 2019 03

P 3
glacthst

ORG YR/PR	ACCOUNT JNL EFF DATE	SRC REF1	REF2	REF3	CHECK #	OB	AMOUNT	NET LEDGER BALANCE	NET BUDGET BALANCE
19/03	551 12/22/18	CRP 036	76637				-370.36	-16,722.29	
19/03	551 12/22/18	CRP 036	76637				-416.62	-17,138.91	
19/03	551 12/22/18	CRP 036	76637				-575.28	-17,714.19	
19/03	551 12/22/18	CRP 036	76637				-96.82	-17,811.01	
19/03	551 12/22/18	CRP 036	76637				-95.12	-17,906.13	
19/03	551 12/22/18	CRP 036	76637				-92.05	-17,998.18	
19/03	551 12/22/18	CRP 036	76637				-306.83	-18,305.01	
19/03	551 12/22/18	CRP 036	76637				-138.52	-18,443.53	
19/03	551 12/22/18	CRP 036	76637				-444.11	-18,887.64	
19/03	551 12/22/18	CRP 036	76637				-403.17	-19,290.81	
19/03	551 12/22/18	CRP 036	76637				-454.89	-19,745.70	
19/03	551 12/22/18	CRP 036	76640				-38.04	-19,783.74	

LEDGER BALANCES --- DEBITS: 7,015.03 CREDITS: -26,798.77 NET: -19,783.74

00903700 0090-01-370-000-0000-43703 - CERTIFICATE OF DEPOSIT INTERES
REVISED BUDGET

-21,276.00

19/01	342 10/09/18	CRP 036	75120	359067CQ6			-315.17	-315.17	
19/01	342 10/09/18	CRP 036	75121	02519TAN6			-305.62	-620.79	
19/01	342 10/09/18	CRP 036	75122	320337BM9			-286.52	-907.31	
19/01	369 10/11/18	CRP 036	75177	588339EV9			-337.68	-1,244.99	
19/01	415 10/12/18	CRP 036	75221	70337MBH0			-3,311.90	-4,556.89	
19/01	415 10/12/18	CRP 036	75222	72345SFH9			-276.97	-4,833.86	
19/01	518 10/17/18	CRP 036	75286	234553AT2			-3,321.00	-8,154.86	
19/01	682 10/16/18	CRP 036	75245	34969RCB2			-338.37	-8,493.23	
19/01	682 10/16/18	CRP 036	75246	83540RFN8			-337.68	-8,830.91	
19/01	682 10/16/18	CRP 036	75247	307811BK4			-296.75	-9,127.66	
19/01	682 10/16/18	CRP 036	75248	507515BC7			-296.07	-9,423.73	
19/01	689 10/18/18	CRP 036	75333	411822CB3			-358.15	-9,781.88	
19/01	689 10/18/18	CRP 036	75335	17669WGE9			-306.99	-10,088.87	
19/01	733 10/23/18	CRP 036	75407	30246AFQ6			-306.99	-10,395.86	
19/01	782 10/30/18	CRP 036	75532	064520AB5			-306.99	-10,702.85	
19/01	782 10/30/18	CRP 036	75535	732333AL3			-296.75	-10,999.60	
19/01	785 10/31/18	CRP 036	75560	31984GEF2			-306.64	-11,306.24	
19/02	113 11/01/18	CRP 036	75591	894333FG3			-306.64	-11,612.88	
19/02	251 11/07/18	CRP 036	75698	320337BM9			-296.07	-11,908.95	
19/02	307 11/14/18	CRP 036	75788	83540RFN8			-348.94	-12,257.89	
19/02	320 11/13/18	CRP 036	75766	588339EV9			-348.94	-12,606.83	
19/02	364 11/19/18	CRP 036	75939	411822CB3			-370.09	-12,976.92	
19/02	364 11/19/18	CRP 036	75940	17669WGE9			-317.22	-13,294.14	
19/02	464 11/20/18	CRP 036	75962	30246AFQ6			-317.22	-13,611.36	
19/02	497 11/30/18	CRP 036	76139	064520AB5			-317.22	-13,928.58	
19/02	497 11/30/18	CRP 036	76140	732333AL3			-306.64	-14,235.22	
19/02	497 11/30/18	CRP 036	76141	31984GEF2			-296.75	-14,531.97	
19/03	114 12/03/18	CRP 036	76162	894333FG3			-316.54	-14,848.51	
19/03	190 12/07/18	CRP 036	76284	320337BM9			-286.52	-15,135.03	
19/03	367 12/11/18	CRP 036	76344	588339EV9			-337.68	-15,472.71	
19/03	369 12/13/18	CRP 036	76393	489265AX6			-3,690.00	-19,162.71	
19/03	371 12/14/18	CRP 036	76410	83540RFN8			-337.68	-19,500.39	
19/03	421 12/18/18	CRP 036	76472	411822CB3			-358.15	-19,858.54	
19/03	421 12/18/18	CRP 036	76473	17669WGE9			-306.99	-20,165.53	
19/03	422 12/19/18	CRP 036	76495	30246AFQ6			-296.75	-20,462.28	

02/14/2019 15:03
diannas

TOM GREEN COUNTY
ACCOUNT DETAIL HISTORY FOR 2019 01 TO 2019 03

P 4
glacthst

ORG YR/PR	ACCOUNT JNL EFF DATE	SRC REF1	REF2	REF3	CHECK #	OB	AMOUNT	NET LEDGER BALANCE	NET BUDGET BALANCE
19/03	548 12/29/18	CRP 036	76702	064520AB5			-317.22	-20,779.50	
19/03	548 12/29/18	CRP 036	76703	31984GEF2			-306.64	-21,086.14	
LEDGER BALANCES --- DEBITS:				.00	CREDITS:	-21,086.14	NET:	-21,086.14	

01013700 0101-01-370-000-0000-43703 - CERTIFICATE OF DEPOSIT INTERES
REVISED BUDGET

-42,721.00

19/01	315 10/05/18	CRP 036	75070	55266CWW2			-327.45	-327.45	
19/01	315 10/05/18	CRP 036	75072	90984FAJ6			-276.29	-603.74	
19/01	342 10/09/18	CRP 036	75118	549103S75			-1,382.68	-1,986.42	
19/01	342 10/09/18	CRP 036	75119	56062HAB5			-327.45	-2,313.87	
19/01	369 10/11/18	CRP 036	75178	094147CN3			-327.45	-2,641.32	
19/01	682 10/16/18	CRP 036	75240	62452ABN9			-1,616.42	-4,257.74	
19/01	682 10/16/18	CRP 036	75241	48126XJ63			-1,093.92	-5,351.66	
19/01	733 10/23/18	CRP 036	75406	908414BM6			-347.92	-5,699.58	
19/01	747 10/29/18	CRP 036	75510	062683AK3			-347.92	-6,047.50	
19/01	747 10/29/18	CRP 036	75511	095613AF2			-276.29	-6,323.79	
19/01	785 10/31/18	CRP 036	75566	101120DP5			-306.64	-6,630.43	
19/02	241 11/05/18	CRP 036	75633	55266CWW2			-338.37	-6,968.80	
19/02	241 11/05/18	CRP 036	75635	90984FAJ6			-285.50	-7,254.30	
19/02	244 11/06/18	CRP 036	75678	56062HAB5			-338.37	-7,592.67	
19/02	320 11/13/18	CRP 036	75768	094147CN3			-338.37	-7,931.04	
19/02	427 11/26/18	CRP 036	76036	908414BM6			-359.51	-8,290.55	
19/02	494 11/29/18	CRP 036	76123	062683AK3			-359.51	-8,650.06	
19/02	494 11/29/18	CRP 036	76124	095613AF2			-285.50	-8,935.56	
19/03	172 12/06/18	CRP 036	76259	56062HAB5			-327.45	-9,263.01	
19/03	188 12/05/18	CRP 036	76219	55266CWW2			-327.45	-9,590.46	
19/03	188 12/05/18	CRP 036	76220	90984FAJ6			-276.29	-9,866.75	
19/03	367 12/11/18	CRP 036	76345	094147CN3			-327.45	-10,194.20	
19/03	548 12/29/18	CRP 036	76701	062683AK3			-347.92	-10,542.12	
19/03	548 12/29/18	CRP 036	76704	095613AF2			-276.29	-10,818.41	
19/03	552 12/28/18	CRP 036	76655	908414BM6			-347.92	-11,166.33	

LEDGER BALANCES --- DEBITS: .00 CREDITS: -11,166.33 NET: -11,166.33

GRAND TOTAL --- DEBITS: 7,015.03 CREDITS: -59,051.24 NET: -52,036.21

179 Records printed

** END OF REPORT - Generated by DIANNA SPIEKER **

7

Tom Green County Investment Report

Fiscal Year	Sep-18	Oct-18	Nov-18	Dec-18	Jan-19
-------------	--------	--------	--------	--------	--------

Beginning and Ending Market Value/Book Value - Tom Green County

Texas Class	\$ 25,730,855.80	\$ 26,756,050.35	\$ 22,599,423.99	\$ 29,148,626.44	\$ 34,716,349.60
Texpool	\$ 2,087,184.39	\$ 2,090,984.69	\$ 2,094,770.83	\$ 1,007,056.61	\$ 1,009,100.12
Texpool Prime	\$ 2,601,863.12	\$ 2,607,015.71	\$ 2,612,146.11	\$ 2,009,594.76	\$ 2,014,043.77

Portfolio Diversification Texas Class

Information Provided by Texas Class

Certificates of Deposit	0.16%	0.15%	0.15%	0.13%	0.10%
Commercial Paper	97.26%	96.69%	97.42%	92.46%	95.74%
Money Funds	2.19%	1.88%	1.45%	4.86%	2.41%
Repurchase Agreements	1.12%	1.28%	0.99%	2.55%	1.26%
Treasuries	0.00%	0.00%	0.00%	0.00%	0.50%
Total Percentage of Portfolio	100.73%	100.00%	100.01%	100.00%	100.01%

Portfolio Diversification TexPool

Information Provided by Texpool

Agencies	50.00%	48.50%	47.60%	42.80%	45.90%
Repurchase Agreements	35.80%	38.00%	32.60%	37.60%	36.00%
Treasuries	9.70%	10.50%	16.10%	15.60%	12.30%
Money Market Funds	4.50%	3.00%	3.70%	4.00%	5.80%
	100.00%	100.00%	100.00%	100.00%	100.00%

Portfolio Diversification TexPool PRIME

Information Provided by Texpool Prime

Commercial Paper	36.50%	37.90%	38.40%	36.10%	39.30%
Repurchase Agreements	29.70%	28.40%	29.20%	29.50%	29.30%
Variable Rate Notes	21.30%	21.60%	22.10%	25.80%	24.60%
Money Market Funds	9.90%	9.60%	9.30%	8.60%	6.90%
Government	2.60%	2.50%	1.00%	0.00%	0.00%
	100.00%	100.00%	100.00%	100.00%	100.10%

Tom Green County Investment Report

Fiscal Year	Feb-19	Mar-19	Apr-19	May-19	Jun-19	Jul-19	Aug-19	Sep-19
-------------	--------	--------	--------	--------	--------	--------	--------	--------

Beginning and Ending Market Value/Book Value

Texas Class
Texpool
Texpool Prime

Portfolio Diversification Texas Class

Certificates of Deposit
Commercial Paper
Money Funds
Repurchase Agreements
Treasuries
Total Percentage of Portfolio

0.00%	0.00%	0.00%	0.00%	0.00%	0.00%	0.00%	0.00%
-------	-------	-------	-------	-------	-------	-------	-------

Portfolio Diversification TexPool

Agencies
Repurchase Agreements
Treasurys
Money Market Funds

0.00%	0.00%	0.00%	0.00%	0.00%	0.00%	0.00%	0.00%
-------	-------	-------	-------	-------	-------	-------	-------

Portfolio Diversification TexPool PRIME

Commercial Paper
Repurchase Agreements
Variable Rate Notes
Money Market Funds
Government

0.00%	0.00%	0.00%	0.00%	0.00%	0.00%	0.00%	0.00%
-------	-------	-------	-------	-------	-------	-------	-------

For the Account of:
TOM GREEN COUNTY TEXAS CD AGENCY
DIANNA SPIEKER, TREASURER

Account Number: 51 00 8517 3 LB
 Date: From 01/01/2019 through 01/31/2019



TOM GREEN COUNTY TREASURER
 ATTN DIANNA SPIEKER
 113 WEST BEAUREGARD
 SAN ANGELO TX 76903

Account Valuation	Market Value
01/31/2019	5,254,162.62
12/31/2018	5,243,368.56
10/31/2018	5,226,920.66

Investment Summary

Units	Description	Unit price	Cost	Market
	CASH		860.94	860.94
4,301.6800	FEDERATED GOVERNMENT OBLIGATIONS #5	1.000	4,301.68	4,301.68
	TOTAL CASH AND CASH EQUIVALENTS		5,162.62	5,162.62
249,000.0000	FIRSTIER BANK - NE 2.20% DUE 04/05/19	100.000	249,000.00	249,000.00
249,000.0000	FRONTIER STATE BANK - OK 2.86% DUE 10/28/19	100.000	249,000.00	249,000.00
60,000.0000	GREAT SOUTHERN BANK - MO 2.97% DUE 01/18/20	100.000	60,000.00	60,000.00
179,000.0000	GREAT SOUTHERN BANK - MO 2.65% DUE 10/01/19	100.000	179,000.00	179,000.00
75,000.0000	HANMI BANK - CA 2.85% DUE 10/11/19	100.000	75,000.00	75,000.00
26,000.0000	HINGHAM INST SVGS - MA 1.93% DUE 02/09/19	100.000	26,000.00	26,000.00
249,000.0000	IROQUOIS FED S&L ASSN - IL 2.85% DUE 09/26/19	100.000	249,000.00	249,000.00
249,000.0000	KANSAS STATE BANK - KS 2.40% DUE 10/06/19	100.000	249,000.00	249,000.00
249,000.0000	MAINSTREET BANK - VA 2.21% DUE 04/04/19	100.000	249,000.00	249,000.00
249,000.0000	MARLIN BUSINESS BANK - UT 2.77% DUE 09/23/19	100.000	249,000.00	249,000.00
249,000.0000	MURPHY BANK - CA 2.77% DUE 08/18/19	100.000	249,000.00	249,000.00
25,000.0000	NORTH AMERICAN SVGS BK - MO 2.83% DUE 10/03/19	100.000	25,000.00	25,000.00
7,000.0000	NORTH AMERICAN SVGS BK - MO 2.82% DUE 09/24/19	100.000	6,993.34	7,000.00
249,000.0000	NORTHEAST COMMUNITY BK - NY 2.97% DUE 11/15/19	100.000	249,000.00	249,000.00
8,000.0000	OLD LINE BANK - MD 2.02% DUE 02/09/19	100.000	8,000.00	8,000.00
73,000.0000	PARTNERSHIP BANK - WI 2.97% DUE 01/23/20	100.000	73,000.00	73,000.00
29,000.0000	ROYAL BANK OF MISSOURI 2.83% DUE 09/19/19	100.000	29,000.00	29,000.00
10,000.0000	SPIRIT OF TEXAS BANK, SSB-TX 2.33% DUE 05/19	100.000	9,953.17	10,000.00
249,000.0000	STERLING NATIONAL BANK - NY 1.60% DUE 02/18/19	100.000	249,000.00	249,000.00
249,000.0000	TRANSPORT ALLIANCE BANK - UT 2.15% DUE 03/29/19	100.000	249,000.00	249,000.00
249,000.0000	TCM BANK NA - FL 2.15% DUE 03/21/19	100.000	249,000.00	249,000.00
249,000.0000	VALLEY NATL FRMLY USAMER-FL 1.75% DUE 02/19/19	100.000	249,000.00	249,000.00
249,000.0000	UNIVERSITY OF IOWA COMM - IA 2.80% DUE 01/31/20	100.000	249,000.00	249,000.00
249,000.0000	ALLIANCE BANK OF ARIZONA 1.97% DUE 02/24/19	100.000	249,000.00	249,000.00
235,000.0000	BANKWELL BANK - CT 2.75% DUE 06/27/19	100.000	235,000.00	235,000.00
40,000.0000	BISCAYNE BANK - FL 2.80% DUE 09/05/19	100.000	40,000.00	40,000.00
249,000.0000	CITIZENS FIRST BANK INC - KY 2.10% DUE 03/25/19	100.000	249,000.00	249,000.00
249,000.0000	COMMERCE STATE BANK - WI 1.97% DUE 02/01/19	100.000	249,000.00	249,000.00
249,000.0000	COVENANT BANK - PA 2.15% DUE 03/24/19	100.000	249,000.00	249,000.00
249,000.0000	CROSS RIVER BANK - NJ 2.96% DUE 11/28/19	100.000	249,000.00	249,000.00
	TOTAL FIXED INCOME SECURITIES		5,248,946.51	5,249,000.00
	TOTALS		5,254,109.13	5,254,162.62

Statement Ending: January 31, 2019

TOM GREEN COUNTY

Account Number: 1BA34016

Portfolio Holdings *Security positions held with Wells Fargo Bank N.A.*

Security ID	Description	Maturity Date	Coupon	Current Par / Original Par	Market Price*	Market Value	Original Par Pledged**	Callable
Bonds USD								
38148PMD6	GOLDMAN SACHS BANK USA INTEREST BEARING CERTIFICATE OF DEPOSIT	02/01/19	1.600%	248,000.000	99.9984	247,996.03		
90984FAJ6	UNITED COMMUNITY BK W KE INTEREST BEARING CERTIFICATE OF DEPOSIT	02/05/19	1.350%	249,000.000	99.9885	248,971.37		
908414BM6	UNION STATE BANK KS INTEREST BEARING CERTIFICATE OF DEPOSIT	03/22/19	1.600%	249,000.000	99.9283	248,821.47		
095613AF2	BLUEHARBOR BANK INTEREST BEARING CERTIFICATE OF DEPOSIT	03/29/19	1.350%	249,000.000	99.8578	248,645.92		
55266CWW2	MB FINANCIAL BANK NA INTEREST BEARING CERTIFICATE OF DEPOSIT	04/05/19	1.600%	249,000.000	99.8880	248,721.12		
56062HAB5	MAINSOURCE BANK/GREENS INTEREST BEARING CERTIFICATE OF DEPOSIT	04/08/19	1.600%	249,000.000	99.8810	248,703.69		
094147CN3	BLOOMBANK INTERST BEARING CERTIFICATE OF DEPOSIT	04/11/19	1.600%	249,000.000	99.8738	248,685.76		
48126XJ63	JP MORGAN CHASE BANK NA INTEREST BEARING CERTIFICATE OF DEPOSIT	04/13/19	1.000%	248,000.000	100.1490	248,369.52		Y
45083AHD7	IBERIABANK/LA INTEREST BEARING CERTIFICATE OF DEPOSIT	04/17/19	1.800%	247,000.000	99.9028	246,759.92		
062683AK3	BANK OF HOPE INTEREST BEARING CERTIFICATE OF DEPOSIT	06/28/19	1.700%	249,000.000	99.7237	248,312.01		
07815AAX5	BELL BANK CORP INTEREST BEARING CERTIFICATE OF DEPOSIT	07/17/19	1.850%	247,000.000	99.7530	246,389.91		
06740KKN6	BARCLAYS BANK/DELAWARE INTEREST BEARING CERTIFICATE OF DEPOSIT	07/26/19	1.650%	247,000.000	99.6393	246,109.07		
14042RGQ8	CAPITAL ONE NA INTEREST BEARING CERTIFICATE OF DEPOSIT	07/26/19	1.600%	248,000.000	99.6152	247,045.70		
				3,228,000.000		3,223,531.49	0.00	

*See important information regarding security pricing on Page 2.

**Total amount that is pledged to or held for another party or parties. Refer to the Pledge Detail Report for more information.