



Dianna Spieker
Tom Green County Treasurer

FY 19 Investment Quarterly Report
Ending March 2019

THE STATE OF TEXAS ()
COUNTY OF TOM GREEN ()
AFFIDAVIT ()

Pursuant to GC 2256.023 I, Dianna M Spieker, Tom Green County Treasurer and Investment Officer do hereby submit The Quarterly Investment Report. The Treasurer's Books and the Auditor's General Ledger agree. The Investment Statements are reconciled monthly.

All investments are in compliance with both the Public Funds Investment Act and the Tom Green County Investment Policy. The investment strategy is passive, which maintains a liquid cash flow and safety of the investment as priorities. As your Treasurer I keep a watchful eye to ensure that the "*return of our principal*" takes precedent over the "*return on our principal*". {GC 2256.023}


The following sections contain the summary statement of each pooled fund group that states the beginning market value and the ending market value along with the fully accrued interest. For the purposes of Local Investment Pools and Certificates of Deposit the market value and the book value approximate to the same value. The Tom Green County Investment Officer has no control or authority in the decisions of said Investment Pools as to how the investments are diversified. Wells Fargo and Texas State bank follow the directive that all certificates of deposit shall be at a federally insured depository institution and the full amount of the principal and accrued interest is insured by the United States.

Furthermore, The Investment Pools are in compliance with GC 2256.016 and specifically to the reporting requirements of sections(c) (1) and (2). The Certificates of Deposit are in compliance with GC 2256.010


As a matter of internal accounting procedure, any interest earned that is posted by financial institutions to our accounts on the last business day of the month may not included in the combined statement of receipts and disbursements until the following month. These amounts are disclosed in this report .

Therefore, Dianna Spieker, County Treasurer of Tom Green County, Texas, who being fully sworn, upon oath says that the within and foregoing report is true and correct to the best of her knowledge.


Filed with accompanying vouchers this, the 30th day of April, 2019.



Dianna Spieker, Treasurer, Tom Green County / Date

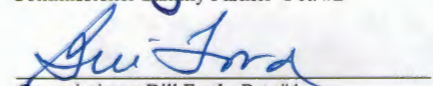
Commissioners' Court having reviewed the Investment Quarterly Report as presented, hereby approve the report and request that it be filed with the official minutes of this meeting. In addition, the below signatures affirm that the Investment Report complies with statutes as referenced. {GC 2256.023} and the affidavit states the ending quarterly balance of investments that are in the custody of the county treasurer equals: **\$49,746,447.55**


County Judge Stephen C. Floyd


Commissioner Ralph Hoelscher- Pct. #1


Commissioner Sammy Farmer- Pct. #2


Commissioner Rick Bacon - Pct. #3


Commissioner Bill Ford - Pct. #4

Investment Quarterly Report

*Prepared by Dianna Spieker, Tom Green County Treasurer
And Investment Officer*

Table of Contents

Internal Management and Investment Strategy Disclosure	
Trial Balance for Investments By Fund	Page <u>1</u>
Interest Accrued for Pools	Page <u>3</u>
Interest Accrued for Certificates of Deposits	Page <u>4</u>
Investment Pools - Beginning and Ending Market/Book Value and Portfolio Diversification	Page <u>8</u>
Certificates of Deposits	Page <u>10</u>

Investment Pools GC 2256.023 (b) (4)

Daily Liquidity Pools include Texas Class, Texpool and Texpool Prime. Funds can be deposited and withdrawn on a daily basis

Certificates of Deposits (CD's) Investments GC 2256.023 (b) (5)

Currently CD's are with Texas State Bank and Wells Fargo
Funds are not immediately available – best practice is wait until maturity. If needed investments can be sold to access the funds

Securities Investments GC 2256.023 (b) (5)

At this time Tom Green County has no investments in this category.
Funds are not immediately available – best practice is wait until maturity. If needed investments can be sold to access the funds

Trollinger Estate Investments not subject to GC 2256

The Estate of Sally Hunter Trollinger Filed 12/27/2000
County Court Cause No. OOP542

County Clerk Records Volume 401 Beginning Page 621

Various oil, gas and mineral royalty interests were willed to Tom Green County to be used for the Library of Tom Green County. Only working interest is the Yates Field, which is continuing to produce positive cash flow.

These holdings will be held until such time as the Commissioners' Court deems it prudent to divest said holdings.

Internal Management Reports

Government Code Sec. 2256.023. INTERNAL MANAGEMENT REPORTS. (a) Not less than quarterly, the investment officer shall prepare and submit to the governing body of the entity a written report of investment transactions for all funds covered by this chapter for the preceding reporting period.

(b) The report must:

- (1) describe in detail the investment position of the entity on the date of the report;
- (2) be prepared jointly by all investment officers of the entity;
- (3) be signed by each investment officer of the entity;
- (4) contain a summary statement of each pooled fund group that states the:
 - (A) beginning market value for the reporting period;
 - (B) ending market value for the period; and
 - (C) fully accrued interest for the reporting period;
- (5) state the book value and market value of each separately invested asset at the end of the reporting period by the type of asset and fund type invested;
- (6) state the maturity date of each separately invested asset that has a maturity date;
- (7) state the account or fund or pooled group fund in the state agency or local government for which each individual investment was acquired; and
- (8) state the compliance of the investment portfolio of the state agency or local government as it relates to:
 - (A) the investment strategy expressed in the agency's or local government's investment policy; and
 - (B) relevant provisions of this chapter.

(c) The report shall be presented not less than quarterly to the governing body and the chief executive officer of the entity within a reasonable time after the end of the period.

(d) If an entity invests in other than money market mutual funds, investment pools or accounts offered by its depository bank in the form of certificates of deposit, or money market accounts or similar accounts, the reports prepared by the investment officers under this section shall be formally reviewed at least annually by an independent auditor, and the result of the review shall be reported to the governing body by that auditor.

Statement of Investment Strategy

All investments are in compliance with both the Public Funds Investment Act and the Tom Green County Investment Policy. The investment strategy is passive, which maintains a liquid cash flow and safety of the investment as priorities. As your Treasurer I keep a watchful eye to ensure that the “return of our principal” takes precedent over the “return on our principal”. {GC 2256.023}

04/17/2019 12:54
adam8298

TOM GREEN COUNTY
ACCOUNT SUMMARY TRIAL BALANCE FOR FY19/JAN TO MAR
FUND

P 1
glatrbal

ACCOUNT NAME	BEG. BALANCE	ORG	DEBITS	CREDITS	NET CHANGE	END BALANCE
0001-00-000-000-0000-11513 - CERTIFICATE OF DEPOSITS	5,236,002.46	0001	30,604.68	3,277.82	27,326.86	5,263,329.32
0001-00-000-000-0000-11515 - TEXAS CLASS	9,833,747.42	0001	9,098,422.55	4,500,000.00	4,598,422.55	14,432,169.97
0001-00-000-000-0000-11517 - TEXPOOL INVESTMENTS	1,004,770.83	0001	3,009,541.74	.00	3,009,541.74	4,014,312.57
0001-00-000-000-0000-11518 - TEXPOOL PRIME INVESTMENTS	2,005,146.11	0001	3,016,529.90	.00	3,016,529.90	5,021,676.01
TOTALS FOR FUND 0001 GENERAL FUND	18,079,666.82		15,155,098.87	4,503,277.82	10,651,821.05	28,731,487.87
0005 ROAD & BRIDGE PRECINCT 1 & 3 0005-00-000-000-0000-11515 - TEXAS CLASS	448,744.46	0005	4,614.00	.00	4,614.00	453,358.46
TOTALS FOR FUND 0005 ROAD & BRIDGE PRECINCT 1 & 3	448,744.46		4,614.00	.00	4,614.00	453,358.46
0006 ROAD & BRIDGE PRECINCT 2 & 4 0006-00-000-000-0000-11515 - TEXAS CLASS	376,833.21	0006	3,968.97	.00	3,968.97	380,802.18
TOTALS FOR FUND 0006 ROAD & BRIDGE PRECINCT 2 & 4	376,833.21		3,968.97	.00	3,968.97	380,802.18
0012 JUSTICE COURT TECHNOLOGY 0012-00-000-000-0000-11515 - TEXAS CLASS	277.98	0012	155.88	433.86	-277.98	.00
TOTALS FOR FUND 0012 JUSTICE COURT TECHNOLOGY	277.98		155.88	433.86	-277.98	.00
0019 COUNTY RECORDS MANAGEMENT 0019-00-000-000-0000-11515 - TEXAS CLASS	235,778.85	0019	2,427.22	25,000.00	-22,572.78	213,206.07
TOTALS FOR FUND 0019 COUNTY RECORDS MANAGEMENT	235,778.85		2,427.22	25,000.00	-22,572.78	213,206.07
0030 CNTY CLERK PRESERV & ARCHIVE 0030-00-000-000-0000-11515 - TEXAS CLASS	322,927.48	0030	3,335.71	.00	3,335.71	326,263.19
TOTALS FOR FUND 0030 CNTY CLERK PRESERV & ARCHIVE	322,927.48		3,335.71	.00	3,335.71	326,263.19
0032 CNTY CLERK ARCHIVE 0032-00-000-000-0000-11515 - TEXAS CLASS	321.59	0032	94.88	416.47	-321.59	.00

1

04/17/2019 12:54
adam8298

TOM GREEN COUNTY
ACCOUNT SUMMARY TRIAL BALANCE FOR FY19/JAN TO MAR
FUND

P 2
glatrbal

ACCOUNT ACCOUNT NAME	BEG. BALANCE	ORG	DEBITS	CREDITS	NET CHANGE	END BALANCE
TOTALS FOR FUND 0032 CNTY CLERK ARCHIVE	321.59		94.88	416.47	-321.59	.00
0078 BAIL BOND COLLATERAL 0078-00-000-000-0000-11513 - CERTIFICATE OF DEPOSITS	480,000.00	0078	.00	50,000.00	-50,000.00	430,000.00
TOTALS FOR FUND 0078 BAIL BOND COLLATERAL	480,000.00		.00	50,000.00	-50,000.00	430,000.00
0090 2015 COB CAPITAL PROJECTS 0090-00-000-000-0000-11513 - CERTIFICATE OF DEPOSITS	3,467,000.00	0090	.00	3,467,000.00	-3,467,000.00	.00
0090-00-000-000-0000-11515 - TEXAS CLASS	6,194,515.72	0090	77,527.10	2,500,000.00	-2,422,472.90	3,772,042.82
TOTALS FOR FUND 0090 2015 COB CAPITAL PROJECTS	9,661,515.72		77,527.10	5,967,000.00	-5,889,472.90	3,772,042.82
0101 2017 COB CAPITAL PROJECTS 0101-00-000-000-0000-11513 - CERTIFICATE OF DEPOSITS	3,476,000.00	0101	.00	745,000.00	-745,000.00	2,731,000.00
0101-00-000-000-0000-11515 - TEXAS CLASS	3,812,143.00	0101	1,042,305.44	.00	1,042,305.44	4,854,448.44
TOTALS FOR FUND 0101 2017 COB CAPITAL PROJECTS	7,288,143.00		1,042,305.44	745,000.00	297,305.44	7,585,448.44
0120 2018 COB CAPITAL PROJECTS 0120-00-000-000-0000-11515 - TEXAS CLASS	7,773,027.70	0120	80,810.82	.00	80,810.82	7,853,838.52
TOTALS FOR FUND 0120 2018 COB CAPITAL PROJECTS	7,773,027.70		80,810.82	.00	80,810.82	7,853,838.52
REPORT TOTALS	44,667,236.81		16,370,338.89	11,291,128.15	5,079,210.74	49,746,447.55

** END OF REPORT - Generated by ADAM NUNEZ **

Wells Fargo (Oper)**Texas Class (Annual Yield)**

Interest Earned	Interest Rate	Interest Variance	Fiscal	Interest Earned	Interest Rate	Interest Variance
\$ 2,112.98	0.3000%		Oct-18	\$ 52,732.94	2.3400%	
\$ 1,454.92	0.3000%	0.0000%	Nov-18	\$ 48,373.64	2.4200%	0.0800%
\$ 1,845.98	0.3000%	0.0000%	Dec-18	\$ 49,202.45	2.5000%	0.0800%
\$ 2,433.93	0.3000%	0.0000%	Jan-19	\$ 67,723.16	2.6200%	0.1200%
\$ 1,741.69	0.3000%	0.0000%	Feb-19	\$ 69,780.05	2.6300%	0.0100%
\$ 1,404.52	0.3000%	0.0000%	Mar-19	\$ 71,536.66	2.6100%	-0.0200%
\$ -	0.0000%	-0.3000%	Apr-19	\$ -	0.0000%	-2.6100%
\$ -	0.0000%	0.0000%	May-19	\$ -	0.0000%	0.0000%
\$ -	0.0000%	0.0000%	Jun-19	\$ -	0.0000%	0.0000%
\$ -	0.0000%	0.0000%	Jul-19	\$ -	0.0000%	0.0000%
\$ -	0.0000%	0.0000%	Aug-19	\$ -	0.0000%	0.0000%
\$ -	0.0000%	0.0000%	Sep-19	\$ -	0.0000%	0.0000%
\$ 10,994.02	0.0000%		TTD	\$ 359,348.90	1.5120%	

* Wells Fargo Interest is only for the OPER Account - the Munis detail will include all bank accounts

Texpool (Avg Monthly Rate)**Texpool Prime (Avg Mthly Rate)**

Interest Earned	Interest Rate	Interest Variance	Fiscal	Interest Earned	Interest Rate	Interest Variance
\$ 3,800.30	2.1400%		Oct-18	\$ 5,152.59	2.3300%	
\$ 3,786.14	2.2000%	0.0600%	Nov-18	\$ 5,130.40	2.3900%	0.0600%
\$ 2,285.78	2.2900%	0.0900%	Dec-18	\$ 4,448.65	2.4900%	0.1000%
\$ 2,043.51	2.3900%	0.1000%	Jan-19	\$ 4,449.01	2.6100%	0.1200%
\$ 5,212.45	2.4000%	0.0100%	Feb-19	\$ 7,632.24	2.5900%	-0.0200%
\$ 8,238.47	2.4200%	0.0200%	Mar-19	\$ 11,049.20	2.5900%	0.0000%
\$ -	0.0000%	-2.4200%	Apr-19	\$ -	0.0000%	-2.5900%
\$ -	0.0000%	0.0000%	May-19	\$ -	0.0000%	0.0000%
\$ -	0.0000%	0.0000%	Jun-19	\$ -	0.0000%	0.0000%
\$ -	0.0000%	0.0000%	Jul-19	\$ -	0.0000%	0.0000%
\$ -	0.0000%	0.0000%	Aug-19	\$ -	0.0000%	0.0000%
\$ -	0.0000%	0.0000%	Sep-19	\$ -	0.0000%	0.0000%
\$ 25,366.65	1.3840%		TTD	\$ 37,862.09	1.5000%	

Average All Investments

1.0990%



04/17/2019 11:59
adam8298

TOM GREEN COUNTY
ACCOUNT DETAIL HISTORY FOR 2019 04 TO 2019 06

P 1
glacthst

ORG YR/PR	ACCOUNT JNL EFF DATE	SRC REF1	REF2	REF3	CHECK #	OB	AMOUNT	NET LEDGER BALANCE	NET BUDGET BALANCE
00013700	0001-00-370-000-0000-43703	-	CERTIFICATE OF DEPOSIT		INTERES				
					REVISED	BUDGET			-65,000.00
					PER 02		-9,613.00	-9,613.00	
					PER 03		-10,170.74	-19,783.74	
19/04	482 01/13/19	CRP 036	76971				-450.64	-20,234.38	
19/04	482 01/13/19	CRP 036	76971				-585.32	-20,819.70	
19/04	482 01/13/19	CRP 036	76971				-91.23	-20,910.93	
19/04	482 01/13/19	CRP 036	76971				-389.88	-21,300.81	
19/04	482 01/13/19	CRP 036	76971				-175.71	-21,476.52	
19/04	482 01/13/19	CRP 036	76971				-42.68	-21,519.20	
19/04	482 01/13/19	CRP 036	76971				-583.48	-22,102.68	
19/04	482 01/13/19	CRP 036	76971				-491.18	-22,593.86	
19/04	482 01/13/19	CRP 036	76971				-452.29	-23,046.15	
19/04	482 01/13/19	CRP 036	76971				-566.90	-23,613.05	
19/04	482 01/13/19	CRP 036	76971				-58.15	-23,671.20	
19/04	482 01/13/19	CRP 036	76971				-.17	-23,671.37	
19/04	482 01/13/19	CRP 036	76971				-324.72	-23,996.09	
19/04	482 01/13/19	CRP 036	76971				-13.29	-24,009.38	
19/04	482 01/13/19	CRP 036	76971				-401.65	-24,411.03	
19/04	482 01/13/19	CRP 036	76971				-67.45	-24,478.48	
19/04	482 01/13/19	CRP 036	76971				-19.15	-24,497.63	
19/04	482 01/13/19	CRP 036	76971				-328.89	-24,826.52	
19/04	482 01/13/19	CRP 036	76971				-440.01	-25,266.53	
19/04	482 01/13/19	CRP 036	76971				-440.01	-25,706.54	
19/04	482 01/13/19	CRP 036	76971				-358.40	-26,064.94	
19/04	482 01/13/19	CRP 036	76971				-403.17	-26,468.11	
19/04	482 01/13/19	CRP 036	76971				-539.33	-27,007.44	
19/04	482 01/13/19	CRP 036	76971				-93.70	-27,101.14	
19/04	482 01/13/19	CRP 036	76971				-92.05	-27,193.19	
19/04	482 01/13/19	CRP 036	76971				-429.81	-27,623.00	
19/04	482 01/13/19	CRP 036	76971				-440.22	-28,063.22	
19/04	482 01/13/19	CRP 036	76971				-60.58	-28,123.80	
19/04	482 01/13/19	CRP 036	76975				-116.87	-28,240.67	
19/05	484 02/09/19	CRP 036	77512				-465.67	-28,706.34	
19/05	484 02/09/19	CRP 036	77512				-604.83	-29,311.17	
19/05	484 02/09/19	CRP 036	77512				-94.27	-29,405.44	
19/05	484 02/09/19	CRP 036	77512				-402.87	-29,808.31	
19/05	484 02/09/19	CRP 036	77512				-181.54	-29,989.85	
19/05	484 02/09/19	CRP 036	77512				-42.68	-30,032.53	
19/05	484 02/09/19	CRP 036	77512				-602.93	-30,635.46	
19/05	484 02/09/19	CRP 036	77512				-507.55	-31,143.01	
19/05	484 02/09/19	CRP 036	77512				-467.37	-31,610.38	
19/05	484 02/09/19	CRP 036	77512				-566.90	-32,177.28	
19/05	484 02/09/19	CRP 036	77512				-585.80	-32,763.08	
19/05	484 02/09/19	CRP 036	77512				-585.80	-33,348.88	
19/05	484 02/09/19	CRP 036	77512				-60.10	-33,408.98	
19/05	484 02/09/19	CRP 036	77512				-16.77	-33,425.75	
19/05	484 02/09/19	CRP 036	77512				-629.15	-34,054.90	
19/05	484 02/09/19	CRP 036	77512				-13.74	-34,068.64	
19/05	484 02/09/19	CRP 036	77512				-415.05	-34,483.69	
19/05	484 02/09/19	CRP 036	77512				-401.65	-34,885.34	
19/05	484 02/09/19	CRP 036	77512				-67.45	-34,952.79	
19/05	484 02/09/19	CRP 036	77512				-19.79	-34,972.58	

4

04/17/2019 11:59
adam8298

TOM GREEN COUNTY
ACCOUNT DETAIL HISTORY FOR 2019 04 TO 2019 06

P 2
glacthst

ORG YR/PR	ACCOUNT JNL EFF DATE	SRC REF1	REF2	REF3	CHECK #	OB	AMOUNT	NET LEDGER BALANCE	NET BUDGET BALANCE	
19/05	484 02/09/19	CRP 036	77512				-339.86	-35,312.44		
19/05	484 02/09/19	CRP 036	77512				-454.68	-35,767.12		
19/05	484 02/09/19	CRP 036	77512				-454.68	-36,221.80		
19/05	484 02/09/19	CRP 036	77512				-370.36	-36,592.16		
19/05	484 02/09/19	CRP 036	77512				-416.62	-37,008.78		
19/05	484 02/09/19	CRP 036	77512				-557.30	-37,566.08		
19/05	484 02/09/19	CRP 036	77512				-96.83	-37,662.91		
19/05	484 02/09/19	CRP 036	77512				-95.12	-37,758.03		
19/05	484 02/09/19	CRP 036	77512				-444.13	-38,202.16		
19/05	484 02/09/19	CRP 036	77512				-416.62	-38,618.78		
19/05	484 02/09/19	CRP 036	77512				-416.61	-39,035.39		
19/05	484 02/09/19	CRP 036	77512				-454.89	-39,490.28		
19/05	484 02/09/19	CRP 036	77512				-625.98	-40,116.26		
19/05	484 02/09/19	CRP 036	77513				-10.84	-40,127.10		
19/06	409 03/10/19	CRP 036	78040				-465.67	-40,592.77		
19/06	409 03/10/19	CRP 036	78040				-585.32	-41,178.09		
19/06	409 03/10/19	CRP 036	78040				-151.45	-41,329.54		
19/06	409 03/10/19	CRP 036	78040				-402.87	-41,732.41		
19/06	409 03/10/19	CRP 036	78040				-181.54	-41,913.95		
19/06	409 03/10/19	CRP 036	78040				-11.01	-41,924.96		
19/06	409 03/10/19	CRP 036	78040				-603.02	-42,527.98		
19/06	409 03/10/19	CRP 036	78040				-507.55	-43,035.53		
19/06	409 03/10/19	CRP 036	78040				-467.37	-43,502.90		
19/06	409 03/10/19	CRP 036	78040				-585.80	-44,088.70		
19/06	409 03/10/19	CRP 036	78040				-585.80	-44,674.50		
19/06	409 03/10/19	CRP 036	78040				-60.10	-44,734.60		
19/06	409 03/10/19	CRP 036	78040				-16.77	-44,751.37		
19/06	409 03/10/19	CRP 036	78040				-629.15	-45,380.52		
19/06	409 03/10/19	CRP 036	78040				-13.74	-45,394.26		
19/06	409 03/10/19	CRP 036	78040				-184.14	-45,578.40		
19/06	409 03/10/19	CRP 036	78040				-67.45	-45,645.85		
19/06	409 03/10/19	CRP 036	78040				-19.79	-45,665.64		
19/06	409 03/10/19	CRP 036	78040				-339.86	-46,005.50		
19/06	409 03/10/19	CRP 036	78040				-440.01	-46,445.51		
19/06	409 03/10/19	CRP 036	78040				-454.68	-46,900.19		
19/06	409 03/10/19	CRP 036	78040				-370.36	-47,270.55		
19/06	409 03/10/19	CRP 036	78040				-416.61	-47,687.16		
19/06	409 03/10/19	CRP 036	78040				-557.30	-48,244.46		
19/06	409 03/10/19	CRP 036	78040				-95.12	-48,339.58		
19/06	409 03/10/19	CRP 036	78040				-444.11	-48,783.69		
19/06	409 03/10/19	CRP 036	78040				-481.35	-49,265.04		
19/06	409 03/10/19	CRP 036	78040				-454.89	-49,719.93		
19/06	409 03/10/19	CRP 036	78040				-625.98	-50,345.91		
19/06	409 03/10/19	CRP 036	78042				-42.51	-50,388.42		
LEDGER BALANCES --- DEBITS:							.00	CREDITS:	-50,388.42	NET: -50,388.42
00903700 0090-01-370-000-0000-43703 - CERTIFICATE OF DEPOSIT INTERES										
REVISED BUDGET										
									-21,276.00	
							PER 01	-11,306.24	-11,306.24	
							PER 02	-3,225.73	-14,531.97	
							PER 03	-6,554.17	-21,086.14	

04/17/2019 11:59
adam8298

TOM GREEN COUNTY
ACCOUNT DETAIL HISTORY FOR 2019 04 TO 2019 06

P 3
glacthst

ORG YR/PR	ACCOUNT JNL EFF DATE	SRC REF1	REF2	REF3	CHECK #	OB	AMOUNT	NET LEDGER BALANCE	NET BUDGET BALANCE		
19/04	190 01/07/19	CRP 036	76765	320337BM9			-296.07	-21,382.21			
19/04	478 01/11/19	CRP 036	76885	501798LL4			-4,153.59	-25,535.80			
19/04	478 01/11/19	CRP 036	76890	588339EV9			-348.94	-25,884.74			
19/04	480 01/14/19	CRP 036	76907	02006L4C4			-1,956.18	-27,840.92			
19/04	480 01/14/19	CRP 036	76908	05580AJPO			-1,882.85	-29,723.77			
19/04	483 01/16/19	CRP 036	77004	14470PAT3			-4,287.50	-34,011.27			
19/04	483 01/16/19	CRP 036	77005	097281AG4			-4,165.00	-38,176.27			
19/04	494 01/18/19	CRP 036	77047	411822CB3			-370.09	-38,546.36			
19/04	494 01/18/19	CRP 036	77048	17669WGE9			-317.22	-38,863.58			
19/04	605 01/22/19	CRP 036	77077	02006L4F7			-1,958.86	-40,822.44			
19/04	605 01/22/19	CRP 036	77078	05580AJT2			-1,948.33	-42,770.77			
19/04	605 01/22/19	CRP 036	77079	2546725Y0			-1,905.86	-44,676.63			
19/04	711 01/30/19	CRP 036	77247	98878BNC8			-4,275.75	-48,952.38			
19/04	715 01/31/19	CRP 036	77299	31984GEF2			-306.64	-49,259.02			
LEDGER BALANCES --- DEBITS:							.00	CREDITS:	-49,259.02	NET:	-49,259.02
01013700 0101-01-370-000-0000-43703 - CERTIFICATE OF DEPOSIT INTERES REVISED BUDGET											
							PER 01	-6,630.43	-6,630.43		
							PER 02	-2,305.13	-8,935.56		
							PER 03	-2,230.77	-11,166.33		
19/04	190 01/07/19	CRP 036	76763	55266CWW2			-338.37	-11,504.70			
19/04	190 01/07/19	CRP 036	76764	56062HAB5			-338.37	-11,843.07			
19/04	190 01/07/19	CRP 036	76766	90984FAJ6			-285.50	-12,128.57			
19/04	478 01/11/19	CRP 036	76892	094147CN3			-338.37	-12,466.94			
19/04	480 01/14/19	CRP 036	76909	48126XJ63			-1,875.29	-14,342.23			
19/04	492 01/17/19	CRP 036	77019	07815AAX5			-2,303.53	-16,645.76			
19/04	492 01/17/19	CRP 036	77020	45083AHD7			-2,241.27	-18,887.03			
19/04	605 01/22/19	CRP 036	77080	908414BM6			-359.51	-19,246.54			
19/04	711 01/30/19	CRP 036	77248	062683AK3			-359.51	-19,606.05			
19/04	711 01/30/19	CRP 036	77249	14042RGQ8			-2,000.31	-21,606.36			
19/04	711 01/30/19	CRP 036	77250	095613AF2			-285.50	-21,891.86			
19/04	711 01/30/19	CRP 036	77267	06740KKN6			-2,054.50	-23,946.36			
19/04	711 01/30/19	CRP 036	77268	62452ABN9			-821.46	-24,767.82			
19/05	78 02/04/19	CRP 036	77333	38148PMD6			-1,989.44	-26,757.26			
19/05	126 02/06/19	CRP 036	77403	55266CWW2			-338.37	-27,095.63			
19/05	126 02/06/19	CRP 036	77404	90984FAJ6			-285.50	-27,381.13			
19/05	185 02/07/19	CRP 036	77459	56062HAB5			-338.37	-27,719.50			
19/05	298 02/12/19	CRP 036	77520	09417CN3			-338.37	-28,057.87			
19/05	485 02/25/19	CRP 036	77747	908414BM6			-359.51	-28,417.38			
19/05	523 02/28/19	CRP 036	77860	062683AK3			-347.92	-28,765.30			
19/05	523 02/28/19	CRP 036	77861	095613AF2			-276.29	-29,041.59			
19/06	411 03/13/19	CRP 036	78083	55266CWW2			-305.62	-29,347.21			
19/06	411 03/13/19	CRP 036	78084	56062HAB5			-305.62	-29,652.83			
19/06	411 03/13/19	CRP 036	78085	094147CN3			-305.62	-29,958.45			
19/06	624 03/29/19	CRP 036	78377	908414BM6			-324.72	-30,283.17			
LEDGER BALANCES --- DEBITS:							.00	CREDITS:	-30,283.17	NET:	-30,283.17
GRAND TOTAL --- DEBITS:							.00	CREDITS:	-129,930.61	NET:	-129,930.61

04/17/2019 11:59
adam8298

TOM GREEN COUNTY
ACCOUNT DETAIL HISTORY FOR 2019 04 TO 2019 06

P 4
glacthst

ORG YR/PR	ACCOUNT JNL EFF DATE	SRC REF1	REF2	REF3	CHECK #	OB	AMOUNT	NET LEDGER BALANCE	NET BUDGET BALANCE
--------------	-------------------------	----------	------	------	---------	----	--------	-----------------------	-----------------------

132 Records printed

** END OF REPORT - Generated by ADAM NUNEZ **

Tom Green County Investment Report

Fiscal Year	Sep-18	Oct-18	Nov-18	Dec-18	Jan-19
-------------	--------	--------	--------	--------	--------

Beginning and Ending Market Value/Book Value - Tom Green County

Texas Class	\$ 25,730,855.80	\$ 26,756,050.35	\$ 22,599,423.99	\$ 29,148,626.44	\$ 34,716,349.60
Texpool	\$ 2,087,184.39	\$ 2,090,984.69	\$ 2,094,770.83	\$ 1,007,056.61	\$ 1,009,100.12
Texpool Prime	\$ 2,601,863.12	\$ 2,607,015.71	\$ 2,612,146.11	\$ 2,009,594.76	\$ 2,014,043.77

Portfolio Diversification Texas Class

Information Provided by Texas Class

Certificates of Deposit	0.16%	0.15%	0.15%	0.13%	0.10%
Commercial Paper	97.26%	96.69%	97.42%	92.46%	95.74%
Money Funds	2.19%	1.88%	1.45%	4.86%	2.41%
Repurchase Agreements	1.12%	1.28%	0.99%	2.55%	1.26%
Treasuries	0.00%	0.00%	0.00%	0.00%	0.50%
Total Percentage of Portfolio	100.73%	100.00%	100.01%	100.00%	100.01%

Portfolio Diversification TexPool

Information Provided by Texpool

Agencies	50.00%	48.50%	47.60%	42.80%	45.90%
Repurchase Agreements	35.80%	38.00%	32.60%	37.60%	36.00%
Treasuries	9.70%	10.50%	16.10%	15.60%	12.30%
Money Market Funds	4.50%	3.00%	3.70%	4.00%	5.80%
	100.00%	100.00%	100.00%	100.00%	100.00%

Portfolio Diversification TexPool PRIME

Information Provided by Texpool Prime

Commercial Paper	36.50%	37.90%	38.40%	36.10%	39.30%
Repurchase Agreements	29.70%	28.40%	29.20%	29.50%	29.30%
Variable Rate Notes	21.30%	21.60%	22.10%	25.80%	24.60%
Money Market Funds	9.90%	9.60%	9.30%	8.60%	6.90%
Government	2.60%	2.50%	1.00%	0.00%	0.00%
	100.00%	100.00%	100.00%	100.00%	100.10%

8

Tom Green County Investment Report

Fiscal Year	Feb-19	Mar-19	Apr-19	May-19	Jun-19	Jul-19	Aug-19
-------------	--------	--------	--------	--------	--------	--------	--------

Beginning and Ending Market Value/Book Value

Texas Class	\$ 32,786,129.65	\$ 32,357,666.31					
Texpool	\$ 4,014,312.57	\$ 4,022,551.04					
Texpool Prime	\$ 5,021,676.01	\$ 5,032,725.21					

Portfolio Diversification Texas Class

Certificates of Deposit	0.09%	0.10%					
Commercial Paper	97.32%	96.89%					
Money Funds	1.30%	1.87%					
Repurchase Agreements	0.83%	0.68%					
Treasuries	0.46%	0.47%					
Total Percentage of Portfolio	100.00%	100.01%	0.00%	0.00%	0.00%	0.00%	0.00%

Portfolio Diversification TexPool

Agencies	41.00%	38.50%					
Repurchase Agreements	36.70%	40.90%					
Treasuries	19.10%	16.40%					
Money Market Funds	3.20%	4.20%					
	100.00%	100.00%	0.00%	0.00%	0.00%	0.00%	0.00%

Portfolio Diversification TexPool PRIME

Commercial Paper	42.80%	44.90%					
Repurchase Agreements	23.60%	22.60%					
Variable Rate Notes	25.60%	24.10%					
Money Market Funds	8.00%	8.00%					
Government	0.00%	0.40%					
	100.00%	100.00%	0.00%	0.00%	0.00%	0.00%	0.00%

9

Fiscal Year	Sep-19
-------------	--------

Beginning and Ending Market Value/Book Value

Texas Class
 Texpool
 Texpool Prime

Portfolio Diversification Texas Class

Certificates of Deposit	
Commercial Paper	
Money Funds	
Repurchase Agreements	
Treasuries	
Total Percentage of Portfolio	<u>0.00%</u>

Portfolio Diversification TexPool

Agencies	
Repurchase Agreements	
Treasuries	
Money Market Funds	
	<u>0.00%</u>

Portfolio Diversification TexPool PRIME

Commercial Paper	
Repurchase Agreements	
Variable Rate Notes	
Money Market Funds	
Government	
	<u>0.00%</u>

10

For the Account of:
TOM GREEN COUNTY TEXAS CD AGENCY
DIANNA SPIEKER, TREASURER



Account Number: 51 00 8517 3 LB
 Date: From 03/01/2019 through 03/31/2019

TOM GREEN COUNTY TREASURER
 ATTN DIANNA SPIEKER
 113 WEST BEAUREGARD
 SAN ANGELO TX 76903

Account Valuation	Market Value
03/31/2019	5,271,964.61
02/28/2019	5,263,329.32
10/31/2018	5,226,920.66

Investment Summary

Units	Description	Unit price	Cost	Market
	CASH		991.16	991.16
286,973.4500	FEDERATED GOVERNMENT OBLIGATIONS #5	1.000	286,973.45	286,973.45
	TOTAL CASH AND CASH EQUIVALENTS		287,964.61	287,964.61
249,000.0000	FIRSTIER BANK - NE 2.20% DUE 04/05/19	100.000	249,000.00	249,000.00
249,000.0000	FRONTIER STATE BANK - OK 2.86% DUE 10/28/19	100.000	249,000.00	249,000.00
10,000.0000	GREAT SOUTHERN BANK - MO 2.88% DUE 02/27/20	100.000	10,000.00	10,000.00
60,000.0000	GREAT SOUTHERN BANK - MO 2.97% DUE 01/18/20	100.000	60,000.00	60,000.00
179,000.0000	GREAT SOUTHERN BANK - MO 2.85% DUE 10/01/19	100.000	179,000.00	179,000.00
75,000.0000	HANMI BANK - CA 2.85% DUE 10/11/19	100.000	75,000.00	75,000.00
249,000.0000	IROQUOIS FED S&L ASSN - IL 2.85% DUE 09/28/19	100.000	249,000.00	249,000.00
249,000.0000	KANSAS STATE BANK - KS 2.40% DUE 10/08/19	100.000	249,000.00	249,000.00
249,000.0000	MAINSTREET BANK - VA 2.21% DUE 04/04/19	100.000	249,000.00	249,000.00
249,000.0000	MARLIN BUSINESS BANK - UT 2.77% DUE 09/23/19	100.000	249,000.00	249,000.00
249,000.0000	MURPHY BANK - CA 2.77% DUE 08/18/19	100.000	249,000.00	249,000.00
25,000.0000	NORTH AMERICAN SVGS BK - MO 2.83% DUE 10/03/19	100.000	25,000.00	25,000.00
7,000.0000	NORTH AMERICAN SVGS BK - MO 2.82% DUE 09/24/19	100.000	6,983.34	7,000.00
249,000.0000	NORTHEAST COMMUNITY BK - NY 2.97% DUE 11/15/19	100.000	249,000.00	249,000.00
8,000.0000	OLD LINE BANK - MD 2.86% DUE 02/09/20	100.000	8,000.00	8,000.00
73,000.0000	PARTNERSHIP BANK - WI 2.97% DUE 01/23/20	100.000	73,000.00	73,000.00
29,000.0000	ROYAL BANK OF MISSOURI 2.83% DUE 09/19/19	100.000	29,000.00	29,000.00
10,000.0000	SPIRIT OF TEXAS BANK, SSB-TX 2.33% DUE 05/19	100.000	9,953.17	10,000.00
249,000.0000	TRANSPORT ALLIANCE BANK - UT 2.65% DUE 03/28/20	100.000	249,000.00	249,000.00
249,000.0000	TCM BANK, NA - FL 2.80% DUE 03/20/20	100.000	249,000.00	249,000.00
249,000.0000	UNIVERSITY OF IOWA COMM - IA 2.80% DUE 01/31/20	100.000	249,000.00	249,000.00
249,000.0000	ALLIANCE BANK OF ARIZONA 2.65% DUE 02/24/20	100.000	249,000.00	249,000.00
235,000.0000	BANKWELL BANK - CT 2.75% DUE 08/27/19	100.000	235,000.00	235,000.00
249,000.0000	BANKERS BK OF THE WEST - CO 2.80% DUE 02/26/20	100.000	249,000.00	249,000.00
40,000.0000	BISCAYNE BANK - FL 2.80% DUE 09/05/19	100.000	40,000.00	40,000.00
249,000.0000	COMMERCE STATE BANK - WI 2.52% DUE 02/01/20	100.000	249,000.00	249,000.00
249,000.0000	CONNECTONE BANK - NJ 3.20% DUE 02/24/21	100.000	249,000.00	249,000.00
249,000.0000	COVENANT BANK - PA 2.70% DUE 03/23/20	100.000	249,000.00	249,000.00
249,000.0000	CROSS RIVER BANK - NJ 2.98% DUE 11/28/19	100.000	249,000.00	249,000.00
	TOTAL FIXED INCOME SECURITIES		4,983,946.51	4,984,000.00
	TOTALS		5,271,911.12	5,271,964.61

TOM GREEN COUNTY

Account Number: 1BA34016

Portfolio Holdings *Security positions held with Wells Fargo Bank N.A.*

Security ID	Description	Maturity Date	Coupon	Current Par / Original Par	Market Price*	Market Value	Original Par Pledged**	Callable
Bonds USD								
55266CWW2	MB FINANCIAL BANK NA INTEREST BEARING CERTIFICATE OF DEPOSIT	04/05/19	1.600%	249,000.000	99.9873	248,968.33		
56062HAB5	MAINSOURCE BANK/GREENS INTEREST BEARING CERTIFICATE OF DEPOSIT	04/08/19	1.600%	249,000.000	99.9819	248,954.91		
094147CN3	BLOOMBANK INTERST BEARING CERTIFICATE OF DEPOSIT	04/11/19	1.600%	249,000.000	99.9764	248,941.26		
48126XJ63	JP MORGAN CHASE BANK NA INTEREST BEARING CERTIFICATE OF DEPOSIT	04/13/19	1.000%	248,000.000	100.0306	248,075.77		Y
45083AHD7	IBERIABANK/LA INTEREST BEARING CERTIFICATE OF DEPOSIT	04/17/19	1.800%	247,000.000	99.9758	246,940.11		
062683AK3	BANK OF HOPE INTEREST BEARING CERTIFICATE OF DEPOSIT	06/28/19	1.700%	249,000.000	99.8359	248,591.51		
07815AAX5	BELL BANK CORP INTEREST BEARING CERTIFICATE OF DEPOSIT	07/17/19	1.850%	247,000.000	99.8421	246,609.98		
06740KKN6	BARCLAYS BANK/DELAWARE INTEREST BEARING CERTIFICATE OF DEPOSIT	07/26/19	1.650%	247,000.000	99.7627	246,413.86		
14042RGQ8	CAPITAL ONE NA INTEREST BEARING CERTIFICATE OF DEPOSIT	07/26/19	1.600%	248,000.000	99.7464	247,370.98		
				2,233,000.000			2,230,866.71	0.00

*See important information regarding security pricing on Page 2.

**Total amount that is pledged to or held for another party or parties. Refer to the Pledge Detail Report for more information.

Daily Account Activity

Your investment transactions during this statement period.

Transaction / Trade Date	Settlement / Effective Date	Activity	Security ID	Description	Par / Quantity	Price	Principal Amount	Income Amount	Debit / Credit Amount
--------------------------	-----------------------------	----------	-------------	-------------	----------------	-------	------------------	---------------	-----------------------

Income / Payment Activity USD

03/05/19	03/05/19	Interest	55266CWW2	MB FINANCIAL BANK NA INTEREST				305.62	305.62
03/06/19	03/06/19	Interest	56062HAB5	MAINSOURCE BANK/GREENS				305.62	305.62
03/11/19	03/11/19	Interest	094147CN3	BLOOMBANK INTERST BEARING				305.62	305.62
03/22/19	03/22/19	Matured	908414BM6	UNION STATE BANK KS INTEREST			249,000.00		249,000.00