



Dianna Spieker
Tom Green County Treasurer

FY 19 Investment Quarterly Report
Ending June 2019

THE STATE OF TEXAS ()
COUNTY OF TOM GREEN ()
AFFIDAVIT ()

Pursuant to GC 2256.023 I, Dianna M Spieker, Tom Green County Treasurer and Investment Officer do hereby submit The Quarterly Investment Report. The Treasurer's Books and the Auditor's General Ledger agree. The Investment Statements are reconciled monthly.

All investments are in compliance with both the Public Funds Investment Act and the Tom Green County Investment Policy. The investment strategy is passive, which maintains a liquid cash flow and safety of the investment as priorities. As your Treasurer I keep a watchful eye to ensure that the "return of our principal" takes precedent over the "return on our principal". {GC 2256.023}


The following sections contain the summary statement of each pooled fund group that states the beginning market value and the ending market value along with the fully accrued interest. For the purposes of Local Investment Pools and Certificates of Deposit the market value and the book value approximate to the same value. The Tom Green County Investment Officer has no control or authority in the decisions of said Investment Pools as to how the investments are diversified. Wells Fargo and Texas State bank follow the directive that all certificates of deposit shall be at a federally insured depository institution and the full amount of the principal and accrued interest is insured by the United States.

Furthermore, The Investment Pools are in compliance with GC 2256.016 and specifically to the reporting requirements of sections(c) (1) and (2). The Certificates of Deposit are in compliance with GC 2256.010


As a matter of internal accounting procedure, any interest earned that is posted by financial institutions to our accounts on the last business day of the month may not included in the combined statement of receipts and disbursements until the following month. These amounts are disclosed in this report .

Therefore, Dianna Spieker, County Treasurer of Tom Green County, Texas, who being fully sworn, upon oath says that the within and foregoing report is true and correct to the best of her knowledge.

Filed with accompanying vouchers this, the 23rd day of July, 2019.

 7-17-19
Dianna Spieker, Treasurer, Tom Green County / Date

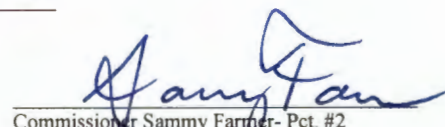
Commissioners' Court having reviewed the Investment Quarterly Report as presented, hereby approve the report and request that it be filed with the official minutes of this meeting. In addition, the below signatures affirm that the Investment Report complies with statutes as referenced. {GC 2256.023} and the affidavit states the ending quarterly balance of investments that are in the custody of the county treasurer equals: **\$38,774,196.49**




County Judge Stephen C. Floyd


Commissioner Ralph Hoelscher- Pct. #1


Commissioner Rick Bacon - Pct. #3


Commissioner Sammy Farmer- Pct. #2


Commissioner Bill Ford - Pct. #4

Investment Quarterly Report

*Prepared by Dianna Spieker, Tom Green County Treasurer
And Investment Officer*

Table of Contents

Internal Management and Investment Strategy Disclosure	
Trial Balance for Investments By Fund	Page <u>1</u>
Interest Accrued for Pools	Page <u>3</u>
Interest Accrued for Certificates of Deposits	Page <u>4</u>
Investment Pools - Beginning and Ending Market/Book Value and Portfolio Diversification	Page <u>7</u>
Certificates of Deposits	Page <u>10</u>

Investment Pools GC 2256.023 (b) (4)

Daily Liquidity Pools include Texas Class, Texpool and Texpool Prime. Funds can be deposited and withdrawn on a daily basis

Certificates of Deposits (CD's) Investments GC 2256.023 (b) (5)

Currently CD's are with Texas State Bank and Wells Fargo
Funds are not immediately available – best practice is wait until maturity. If needed investments can be sold to access the funds

Securities Investments GC 2256.023 (b) (5)

At this time Tom Green County has no investments in this category.
Funds are not immediately available – best practice is wait until maturity. If needed investments can be sold to access the funds

Trollinger Estate Investments not subject to GC 2256

The Estate of Sally Hunter Trollinger Filed 12/27/2000
County Court Cause No. OOP542

County Clerk Records Volume 401 Beginning Page 621

Various oil, gas and mineral royalty interests were willed to Tom Green County to be used for the Library of Tom Green County. Only working interest is the Yates Field, which is continuing to produce positive cash flow.

These holdings will be held until such time as the Commissioners' Court deems it prudent to divest said holdings.

Internal Management Reports

Government Code Sec. 2256.023. INTERNAL MANAGEMENT REPORTS. (a) Not less than quarterly, the investment officer shall prepare and submit to the governing body of the entity a written report of investment transactions for all funds covered by this chapter for the preceding reporting period.

(b) The report must:

- (1) describe in detail the investment position of the entity on the date of the report;
- (2) be prepared jointly by all investment officers of the entity;
- (3) be signed by each investment officer of the entity;
- (4) contain a summary statement of each pooled fund group that states the:
 - (A) beginning market value for the reporting period;
 - (B) ending market value for the period; and
 - (C) fully accrued interest for the reporting period;
- (5) state the book value and market value of each separately invested asset at the end of the reporting period by the type of asset and fund type invested;
- (6) state the maturity date of each separately invested asset that has a maturity date;
- (7) state the account or fund or pooled group fund in the state agency or local government for which each individual investment was acquired; and
- (8) state the compliance of the investment portfolio of the state agency or local government as it relates to:
 - (A) the investment strategy expressed in the agency's or local government's investment policy; and
 - (B) relevant provisions of this chapter.

(c) The report shall be presented not less than quarterly to the governing body and the chief executive officer of the entity within a reasonable time after the end of the period.

(d) If an entity invests in other than money market mutual funds, investment pools or accounts offered by its depository bank in the form of certificates of deposit, or money market accounts or similar accounts, the reports prepared by the investment officers under this section shall be formally reviewed at least annually by an independent auditor, and the result of the review shall be reported to the governing body by that auditor.

Statement of Investment Strategy

All investments are in compliance with both the Public Funds Investment Act and the Tom Green County Investment Policy. The investment strategy is passive, which maintains a liquid cash flow and safety of the investment as priorities. As your Treasurer I keep a watchful eye to ensure that the “return of our principal” takes precedent over the “return on our principal”. {GC 2256.023}

07/16/2019 10:40
 adam8298

 TOM GREEN COUNTY
 ACCOUNT SUMMARY TRIAL BALANCE FOR FY19/APR TO JUN
 FUND

 P 1
 glatrbal

ACCOUNT ACCOUNT NAME	BEG. BALANCE	ORG	DEBITS	CREDITS	NET CHANGE	END BALANCE
0001-00-000-0000-11513 - CERTIFICATE OF DEPOSITS	5,263,329.32	0001	1,518,386.32	1,487,295.67	31,090.65	5,294,419.97
0001-00-000-0000-11513 -WELLS CERTIFICATE OF DEPOSITS	.00	0001	1,484,000.00	.00	1,484,000.00	1,484,000.00
0001-00-000-0000-11515 - TEXAS CLASS	14,432,169.97	0001	1,100,600.65	7,660,000.00	-6,559,399.35	7,872,770.62
0001-00-000-0000-11517 - TEXPOOL INVESTMENTS	4,014,312.57	0001	24,504.70	.00	24,504.70	4,038,817.27
0001-00-000-0000-11518 - TEXPOOL PRIME INVESTMENTS	5,021,676.01	0001	32,644.88	.00	32,644.88	5,054,320.89
TOTALS FOR FUND 0001 GENERAL FUND	28,731,487.87		4,160,136.55	9,147,295.67	-4,987,159.12	23,744,328.75
0005 ROAD & BRIDGE PRECINCT 1 & 3 0005-00-000-0000-11515 - TEXAS CLASS	453,358.46	0005	213,301.06	.00	213,301.06	666,659.52
TOTALS FOR FUND 0005 ROAD & BRIDGE PRECINCT 1 & 3	453,358.46		213,301.06	.00	213,301.06	666,659.52
0006 ROAD & BRIDGE PRECINCT 2 & 4 0006-00-000-0000-11515 - TEXAS CLASS	380,802.18	0006	2,466.95	30,000.00	-27,533.05	353,269.13
TOTALS FOR FUND 0006 ROAD & BRIDGE PRECINCT 2 & 4	380,802.18		2,466.95	30,000.00	-27,533.05	353,269.13
0019 COUNTY RECORDS MANAGEMENT 0019-00-000-0000-11515 - TEXAS CLASS	213,206.07	0019	1,393.00	10,000.00	-8,607.00	204,599.07
TOTALS FOR FUND 0019 COUNTY RECORDS MANAGEMENT	213,206.07		1,393.00	10,000.00	-8,607.00	204,599.07
0030 CNTY CLERK PRESERV & ARCHIVE 0030-00-000-0000-11515 - TEXAS CLASS	326,263.19	0030	2,131.67	.00	2,131.67	328,394.86
TOTALS FOR FUND 0030 CNTY CLERK PRESERV & ARCHIVE	326,263.19		2,131.67	.00	2,131.67	328,394.86
0078 BAIL BOND COLLATERAL 0078-00-000-0000-11513 - CERTIFICATE OF DEPOSITS	430,000.00	0078	.00	.00	.00	430,000.00
TOTALS FOR FUND 0078 BAIL BOND COLLATERAL	430,000.00		.00	.00	.00	430,000.00
0090 2015 COB CAPITAL PROJECTS 0090-00-000-0000-11515 - TEXAS CLASS	3,772,042.82	0090	26,264.60	2,105,000.00	-2,078,735.40	1,693,307.42

07/16/2019 10:40
adam8298

TOM GREEN COUNTY
ACCOUNT SUMMARY TRIAL BALANCE FOR FY19/APR TO JUN
FUND

P 2
glatrbal

ACCOUNT ACCOUNT NAME	BEG. BALANCE	ORG	DEBITS	CREDITS	NET CHANGE	END BALANCE
TOTALS FOR FUND 0090						
2015 COB CAPITAL PROJECTS	3,772,042.82		26,264.60	2,105,000.00	-2,078,735.40	1,693,307.42
0101 2017 COB CAPITAL PROJECTS						
0101-00-000-0000-11513 - CERTIFICATE OF DEPOSITS	2,731,000.00	0101	.00	1,740,000.00	-1,740,000.00	991,000.00
0101-00-000-0000-11515 - TEXAS CLASS	4,854,448.44	0101	31,037.01	1,428,000.00	-1,396,962.99	3,457,485.45
TOTALS FOR FUND 0101						
2017 COB CAPITAL PROJECTS	7,585,448.44		31,037.01	3,168,000.00	-3,136,962.99	4,448,485.45
0120 2018 COB CAPITAL PROJECTS						
0120-00-000-0000-11515 - TEXAS CLASS	7,853,838.52	0120	51,313.77	1,000,000.00	-948,686.23	6,905,152.29
TOTALS FOR FUND 0120						
2018 COB CAPITAL PROJECTS	7,853,838.52		51,313.77	1,000,000.00	-948,686.23	6,905,152.29
REPORT TOTALS	49,746,447.55		4,488,044.61	15,460,295.67	-10,972,251.06	38,774,196.49

** END OF REPORT - Generated by ADAM NUNEZ **

Wells Fargo (Oper)**Texas Class (Annual Yield)**

Interest Earned	Interest Rate	Interest Variance	Fiscal	Interest Earned	Interest Rate	Interest Variance
\$ 2,112.98	0.3000%		Oct-18	\$ 52,732.94	2.3400%	
\$ 1,454.92	0.3000%	0.0000%	Nov-18	\$ 48,373.64	2.4200%	0.0800%
\$ 1,845.98	0.3000%	0.0000%	Dec-18	\$ 49,202.45	2.5000%	0.0800%
\$ 2,433.93	0.3000%	0.0000%	Jan-19	\$ 67,723.16	2.6200%	0.1200%
\$ 1,741.69	0.3000%	0.0000%	Feb-19	\$ 69,780.05	2.6300%	0.0100%
\$ 1,404.52	0.3000%	0.0000%	Mar-19	\$ 71,536.66	2.6100%	-0.0200%
\$ 1,141.32	0.3000%	0.0000%	Apr-19	\$ 65,154.56	2.5800%	-0.0300%
\$ 803.71	0.3000%	0.0000%	May-19	\$ 61,817.49	2.5600%	-0.0200%
\$ 506.04	0.2700%	-0.0300%	Jun-19	\$ 53,121.90	2.5000%	-0.0600%
\$ -	0.0000%	-0.2700%	Jul-19	\$ -	0.0000%	-2.5000%
\$ -	0.0000%	0.0000%	Aug-19	\$ -	0.0000%	0.0000%
\$ -	0.0000%	0.0000%	Sep-19	\$ -	0.0000%	0.0000%
\$ 13,445.09	0.0000%		TTD	\$ 539,442.85	2.2760%	

* Wells Fargo Interest is only for the OPER Account - the Munis detail will include all bank accounts

Texpool (Avg Monthly Rate)**Texpool Prime (Avg Mthly Rate)**

Interest Earned	Interest Rate	Interest Variance		Interest Earned	Interest Rate	Interest Variance
\$ 3,800.30	2.1400%		Oct-18	\$ 5,152.59	2.3300%	
\$ 3,786.14	2.2000%	0.0600%	Nov-18	\$ 5,130.40	2.3900%	0.0600%
\$ 2,285.78	2.2900%	0.0900%	Dec-18	\$ 4,448.65	2.4900%	0.1000%
\$ 2,043.51	2.3900%	0.1000%	Jan-19	\$ 4,449.01	2.6100%	0.1200%
\$ 5,212.45	2.4000%	0.0100%	Feb-19	\$ 7,632.24	2.5900%	-0.0200%
\$ 8,238.47	2.4200%	0.0200%	Mar-19	\$ 11,049.20	2.5900%	0.0000%
\$ 8,048.82	2.4300%	0.0100%	Apr-19	\$ 10,686.61	2.5800%	-0.0100%
\$ 8,217.41	2.4000%	-0.0300%	May-19	\$ 10,909.07	2.5500%	-0.0300%
\$ 7,904.64	2.3800%	-0.0200%	Jun-19	\$ 10,479.52	2.5200%	-0.0300%
\$ -	0.0000%	-2.3800%	Jul-19	\$ -	0.0000%	-2.5200%
\$ -	0.0000%	0.0000%	Aug-19	\$ -	0.0000%	0.0000%
\$ -	0.0000%	0.0000%	Sep-19	\$ -	0.0000%	0.0000%
\$ 49,537.52	2.1050%		TTD	\$ 69,937.29	2.2650%	

Average All Investments

1.6615%

07/15/2019 15:47
adam8298

TOM GREEN COUNTY
ACCOUNT DETAIL HISTORY FOR 2019 07 TO 2019 09

P 1
glacthst

ORG YR/PR	ACCOUNT JNL EFF DATE	SRC REF1	REF2	REF3	CHECK #	OB	AMOUNT	NET LEDGER BALANCE	NET BUDGET BALANCE
--------------	-------------------------	----------	------	------	---------	----	--------	-----------------------	-----------------------

00013700 0001-00-370-000-0000-43703 - CERTIFICATE OF DEPOSIT INTERESTS REVISED BUDGET

19/07	555	04/01/19	CRP 036	78624			-9,613.00	-9,613.00	
19/07	555	04/01/19	CRP 036	78624	PER 02		-10,170.74	-19,783.74	
19/07	555	04/01/19	CRP 036	78624	PER 03		-8,456.93	-28,240.67	
19/07	555	04/01/19	CRP 036	78624	PER 04		-11,886.43	-40,127.10	
19/07	555	04/01/19	CRP 036	78624	PER 05		-10,261.32	-50,388.42	
19/07	555	04/01/19	CRP 036	78624	PER 06		-420.57	-50,808.99	
19/07	555	04/01/19	CRP 036	78624			-565.81	-51,374.80	
19/07	555	04/01/19	CRP 036	78624			-49.00	-51,423.80	
19/07	555	04/01/19	CRP 036	78624			-22.15	-51,445.95	
19/07	555	04/01/19	CRP 036	78624			-136.79	-51,582.74	
19/07	555	04/01/19	CRP 036	78624			-363.88	-51,946.62	
19/07	555	04/01/19	CRP 036	78624			-163.97	-52,110.59	
19/07	555	04/01/19	CRP 036	78624			-544.58	-52,655.17	
19/07	555	04/01/19	CRP 036	78624			-458.43	-53,113.60	
19/07	555	04/01/19	CRP 036	78624			-422.14	-53,535.74	
19/07	555	04/01/19	CRP 036	78624			-529.11	-54,064.85	
19/07	555	04/01/19	CRP 036	78624			-529.11	-54,593.96	
19/07	555	04/01/19	CRP 036	78624			-54.29	-54,648.25	
19/07	555	04/01/19	CRP 036	78624			-15.15	-54,663.40	
19/07	555	04/01/19	CRP 036	78624			-568.27	-55,231.67	
19/07	555	04/01/19	CRP 036	78624			-17.57	-55,249.24	
19/07	555	04/01/19	CRP 036	78624			-166.32	-55,415.56	
19/07	555	04/01/19	CRP 036	78624			-67.45	-55,483.01	
19/07	555	04/01/19	CRP 036	78624			-17.87	-55,500.88	
19/07	555	04/01/19	CRP 036	78624			-425.35	-55,926.23	
19/07	555	04/01/19	CRP 036	78624			-410.68	-56,336.91	
19/07	555	04/01/19	CRP 036	78624			-534.84	-56,871.75	
19/07	555	04/01/19	CRP 036	78624			-506.19	-57,377.94	
19/07	555	04/01/19	CRP 036	78624			-503.37	-57,881.31	
19/07	555	04/01/19	CRP 036	78624			-534.84	-58,416.15	
19/07	555	04/01/19	CRP 036	78624			-85.92	-58,502.07	
19/07	555	04/01/19	CRP 036	78624			-401.13	-58,903.20	
19/07	555	04/01/19	CRP 036	78624			-410.88	-59,314.08	
19/07	555	04/01/19	CRP 036	78624			-565.40	-59,879.48	
19/07	555	04/01/19	CRP 036	78624			-240.76	-60,120.24	
19/08	631	05/01/19	CRP 036	79265			-465.67	-60,585.91	
19/08	631	05/01/19	CRP 036	79265			-604.83	-61,190.74	
19/08	631	05/01/19	CRP 036	79265			-24.53	-61,215.27	
19/08	631	05/01/19	CRP 036	79265			-151.45	-61,366.72	
19/08	631	05/01/19	CRP 036	79265			-402.87	-61,769.59	
19/08	631	05/01/19	CRP 036	79265			-181.54	-61,951.13	
19/08	631	05/01/19	CRP 036	79265			-602.93	-62,554.06	
19/08	631	05/01/19	CRP 036	79265			-507.55	-63,061.61	
19/08	631	05/01/19	CRP 036	79265			-467.37	-63,528.98	
19/08	631	05/01/19	CRP 036	79265			-585.80	-64,114.78	
19/08	631	05/01/19	CRP 036	79265			-585.80	-64,700.58	
19/08	631	05/01/19	CRP 036	79265			-60.10	-64,760.68	
19/08	631	05/01/19	CRP 036	79265			-16.77	-64,777.45	
19/08	631	05/01/19	CRP 036	79265			-629.15	-65,406.60	
19/08	631	05/01/19	CRP 036	79265			-19.46	-65,426.06	
19/08	631	05/01/19	CRP 036	79265			-5.77	-65,431.83	

ORG YR/PR	ACCOUNT JNL EFF DATE	SRC REF1	REF2	REF3	CHECK #	OB	AMOUNT	NET LEDGER BALANCE	NET BUDGET BALANCE
19/08	631 05/01/19	CRP 036	79265				-184.14	-65,615.97	
19/08	631 05/01/19	CRP 036	79265				-67.45	-65,683.42	
19/08	631 05/01/19	CRP 036	79265				-19.79	-65,703.21	
19/08	631 05/01/19	CRP 036	79265				-560.42	-66,263.63	
19/08	631 05/01/19	CRP 036	79265				-592.14	-66,855.77	
19/08	631 05/01/19	CRP 036	79265				-592.14	-67,447.91	
19/08	631 05/01/19	CRP 036	79265				-560.42	-68,008.33	
19/08	631 05/01/19	CRP 036	79265				-557.30	-68,565.63	
19/08	631 05/01/19	CRP 036	79265				-592.14	-69,157.77	
19/08	631 05/01/19	CRP 036	79265				-95.12	-69,252.89	
19/08	631 05/01/19	CRP 036	79265				-209.84	-69,462.73	
19/08	631 05/01/19	CRP 036	79265				-532.93	-69,995.66	
19/08	631 05/01/19	CRP 036	79265				-515.74	-70,511.40	
19/08	631 05/01/19	CRP 036	79265				-611.97	-71,123.37	
19/08	631 05/01/19	CRP 036	79265				-677.62	-71,800.99	
19/08	631 05/01/19	CRP 036	79265				-571.20	-72,372.19	
19/08	631 05/01/19	CRP 036	79265				-625.98	-72,998.17	
19/08	631 05/01/19	CRP 036	79266				-141.65	-73,139.82	
19/09	433 06/01/19	CRP 036	79864				-585.32	-73,725.14	
19/09	433 06/01/19	CRP 036	79864				-23.74	-73,748.88	
19/09	433 06/01/19	CRP 036	79864				-146.56	-73,895.44	
19/09	433 06/01/19	CRP 036	79864				-389.88	-74,285.32	
19/09	433 06/01/19	CRP 036	79864				-175.68	-74,461.00	
19/09	433 06/01/19	CRP 036	79864				-583.48	-75,044.48	
19/09	433 06/01/19	CRP 036	79864				-491.18	-75,535.66	
19/09	433 06/01/19	CRP 036	79864				-566.90	-76,102.56	
19/09	433 06/01/19	CRP 036	79864				-566.90	-76,669.46	
19/09	433 06/01/19	CRP 036	79864				-30.63	-76,700.09	
19/09	433 06/01/19	CRP 036	79864				-16.23	-76,716.32	
19/09	433 06/01/19	CRP 036	79864				-608.86	-77,325.18	
19/09	433 06/01/19	CRP 036	79864				-18.83	-77,344.01	
19/09	433 06/01/19	CRP 036	79864				-86.55	-77,430.56	
19/09	433 06/01/19	CRP 036	79864				-178.20	-77,608.76	
19/09	433 06/01/19	CRP 036	79864				-67.45	-77,676.21	
19/09	433 06/01/19	CRP 036	79864				-530.18	-78,206.39	
19/09	433 06/01/19	CRP 036	79864				-19.15	-78,225.54	
19/09	433 06/01/19	CRP 036	79864				-542.34	-78,767.88	
19/09	433 06/01/19	CRP 036	79864				-573.04	-79,340.92	
19/09	433 06/01/19	CRP 036	79864				-573.04	-79,913.96	
19/09	433 06/01/19	CRP 036	79864				-542.34	-80,456.30	
19/09	433 06/01/19	CRP 036	79864				-539.33	-80,995.63	
19/09	433 06/01/19	CRP 036	79864				-573.04	-81,568.67	
19/09	433 06/01/19	CRP 036	79864				-92.05	-81,660.72	
19/09	433 06/01/19	CRP 036	79864				-567.52	-82,228.24	
19/09	433 06/01/19	CRP 036	79864				-532.93	-82,761.17	
19/09	433 06/01/19	CRP 036	79864				-655.74	-83,416.91	
19/09	433 06/01/19	CRP 036	79864				-552.78	-83,969.69	
19/09	433 06/01/19	CRP 036	79864				-605.79	-84,575.48	
19/09	433 06/01/19	CRP 036	79864				-199.26	-84,774.74	
LEDGER BALANCES --- DEBITS:									
							.00	CREDITS:	-84,774.74
								NET:	-84,774.74

07/15/2019 15:47
adam8298

TOM GREEN COUNTY
ACCOUNT DETAIL HISTORY FOR 2019 07 TO 2019 09

P 3
glacthst

ORG YR/PR	ACCOUNT JNL EFF DATE	SRC REF1	REF2	REF3	CHECK #	OB	AMOUNT	NET LEDGER BALANCE	NET BUDGET BALANCE
-----------	----------------------	----------	------	------	---------	----	--------	--------------------	--------------------

01013700 0101-01-370-000-0000-43703 - CERTIFICATE OF DEPOSIT INTERESTS REVISED BUDGET									
19/07					PER 01		-6,630.43	-6,630.43	
19/07					PER 02		-2,305.13	-8,935.56	
19/07					PER 03		-2,230.77	-11,166.33	
19/07					PER 04		-13,601.49	-24,767.82	
19/07					PER 05		-4,273.77	-29,041.59	
19/07					PER 06		-1,241.58	-30,283.17	
19/07	65	04/01/19	CRP 036	78396			-336.32	-30,619.49	
19/07	65	04/01/19	CRP 036	78397			-267.08	-30,886.57	
19/07	331	04/09/19	CRP 036	78579			-338.37	-31,224.94	
19/07	331	04/09/19	CRP 036	78580			-360.20	-31,585.14	
19/07	335	04/15/19	CRP 036	78691			-338.37	-31,923.51	
19/07	395	04/16/19	CRP 036	78724			-1,834.52	-33,758.03	
19/07	553	04/23/19	CRP 036	78840			-1,096.27	-34,854.30	
19/07	635	04/30/19	CRP 036	79005			-359.51	-35,213.81	
19/08	825	05/31/19	CRP 036	79570			-347.92	-35,561.73	
LEDGER BALANCES --- DEBITS:							NET:	-35,561.73	
CREDITS:							-35,561.73		
GRAND TOTAL --- DEBITS:							NET:	-120,336.47	
CREDITS:							-120,336.47		

104 Records printed

** END OF REPORT - Generated by ADAM NUNEZ **

104 Records printed

** END OF REPORT - Generated by ADAM NUNEZ **

Fiscal Year	Sep-18	Oct-18	Nov-18	Dec-18	Jan-19
-------------	--------	--------	--------	--------	--------

Beginning and Ending Market Value/Book Value - Tom Green County

Texas Class	\$ 25,730,855.80	\$ 26,756,050.35	\$ 22,599,423.99	\$ 29,148,626.44	\$ 34,716,349.60
Texpool	\$ 2,087,184.39	\$ 2,090,984.69	\$ 2,094,770.83	\$ 1,007,056.61	\$ 1,009,100.12
Texpool Prime	\$ 2,601,863.12	\$ 2,607,015.71	\$ 2,612,146.11	\$ 2,009,594.76	\$ 2,014,043.77

Portfolio Diversification Texas Class

Information Provided by Texas Class

Certificates of Deposit	0.16%	0.15%	0.15%	0.13%	0.10%
Commercial Paper	97.26%	96.69%	97.42%	92.46%	95.74%
Money Funds	2.19%	1.88%	1.45%	4.86%	2.41%
Repurchase Agreements	1.12%	1.28%	0.99%	2.55%	1.26%
Treasuries	0.00%	0.00%	0.00%	0.00%	0.50%
Total Percentage of Portfolio	100.73%	100.00%	100.01%	100.00%	100.01%

Portfolio Diversification TexPool

Information Provided by Texpool

Agencies	50.00%	48.50%	47.60%	42.80%	45.90%
Repurchase Agreements	35.80%	38.00%	32.60%	37.60%	36.00%
Treasuries	9.70%	10.50%	16.10%	15.60%	12.30%
Money Market Funds	4.50%	3.00%	3.70%	4.00%	5.80%
	100.00%	100.00%	100.00%	100.00%	100.00%

Portfolio Diversification TexPool PRIME

Information Provided by Texpool Prime

Commercial Paper	36.50%	37.90%	38.40%	36.10%	39.30%
Repurchase Agreements	29.70%	28.40%	29.20%	29.50%	29.30%
Variable Rate Notes	21.30%	21.60%	22.10%	25.80%	24.60%
Money Market Funds	9.90%	9.60%	9.30%	8.60%	6.90%
Government	2.60%	2.50%	1.00%	0.00%	0.00%
	100.00%	100.00%	100.00%	100.00%	100.10%

Tom Green County Investment Report

Fiscal Year	Feb-19	Mar-19	Apr-19	May-19	Jun-19
-------------	--------	--------	--------	--------	--------

Beginning and Ending Market Value/Book Value

Texas Class	\$ 32,786,129.65	\$ 32,357,666.31	\$ 29,922,820.87	\$ 28,261,638.36	\$ 21,481,638.36
Texpool	\$ 4,014,312.57	\$ 4,022,551.04	\$ 4,030,599.86	\$ 4,038,817.27	\$ 4,038,817.27
Texpool Prime	\$ 5,021,676.01	\$ 5,032,725.21	\$ 5,043,411.82	\$ 5,054,320.89	\$ 5,054,320.89

Portfolio Diversification Texas Class

Certificates of Deposit	0.09%	0.10%	0.10%	0.10%	0.11%
Commercial Paper	97.32%	96.89%	94.60%	93.19%	93.56%
Money Funds	1.30%	1.87%	1.20%	1.18%	1.13%
Repurchase Agreements	0.83%	0.68%	3.18%	3.15%	1.10%
Treasuries	0.46%	0.47%	0.92%	2.38%	4.10%
Total Percentage of Portfolio	100.00%	100.01%	100.00%	100.00%	100.00%

Portfolio Diversification TexPool

Agencies	41.00%	38.50%	43.10%	44.20%	42.30%
Repurchase Agreements	36.70%	40.90%	40.00%	42.10%	44.90%
Treasuries	19.10%	16.40%	14.00%	10.30%	11.60%
Money Market Funds	3.20%	4.20%	2.90%	3.40%	1.20%
	100.00%	100.00%	100.00%	100.00%	100.00%

Portfolio Diversification TexPool PRIME

Commercial Paper	42.80%	44.90%	42.20%	44.30%	39.40%
Repurchase Agreements	23.60%	22.60%	25.80%	23.80%	20.70%
Variable Rate Notes	25.60%	24.10%	23.70%	23.70%	31.00%
Money Market Funds	8.00%	8.00%	8.20%	8.20%	8.90%
Government	0.00%	0.40%	0.10%	0.00%	0.00%
	100.00%	100.00%	100.00%	100.00%	100.00%

Fiscal Year	Jul-19	Aug-19	Sep-19
-------------	--------	--------	--------

Beginning and Ending Market Value/Book Value

Texas Class
Texpool
Texpool Prime

Portfolio Diversification Texas Class

Certificates of Deposit
Commercial Paper
Money Funds
Repurchase Agreements
Treasuries
Total Percentage of Portfolio

0.00%	0.00%	0.00%
-------	-------	-------

Portfolio Diversification TexPool

Agencies
Repurchase Agreements
Treasuries
Money Market Funds

0.00%	0.00%	0.00%
-------	-------	-------

Portfolio Diversification TexPool PRIME

Commercial Paper
Repurchase Agreements
Variable Rate Notes
Money Market Funds
Government

0.00%	0.00%	0.00%
-------	-------	-------

For the Account of:
TOM GREEN COUNTY TEXAS CD AGENCY
DIANNA SPIEKER, TREASURER

Account Number: **51 00 8517 3 LB**
 Date: **From 06/01/2019 through 06/30/2019**



TOM GREEN COUNTY TREASURER
 ATTN DIANNA SPIEKER
 113 WEST BEAUREGARD
 SAN ANGELO TX 76903

Account Valuation	Market Value
06/30/2019	5,303,759.97
05/31/2019	5,294,419.97
10/31/2018	5,226,920.66

Investment Summary

Units	Description	Unit price	Cost	Market
	CASH		603.02	603.02
3,156.9500	FEDERATED GOVERNMENT OBLIGATIONS #5	1.000	3,156.95	3,156.95
	TOTAL CASH AND CASH EQUIVALENTS		3,759.97	3,759.97
249,000.0000	FRONTIER STATE BANK - OK 2.86% DUE 10/28/19	100.000	249,000.00	249,000.00
10,000.0000	GREAT SOUTHERN BANK - MO 2.88% DUE 02/27/20	100.000	10,000.00	10,000.00
60,000.0000	GREAT SOUTHERN BANK - MO 2.97% DUE 01/18/20	100.000	60,000.00	60,000.00
179,000.0000	GREAT SOUTHERN BANK - MO 2.65% DUE 10/01/19	100.000	179,000.00	179,000.00
75,000.0000	HANMI BANK - CA 2.85% DUE 10/11/19	100.000	75,000.00	75,000.00
249,000.0000	IROQUOIS FED S&L ASSN - IL 2.85% DUE 09/26/19	100.000	249,000.00	249,000.00
249,000.0000	KANSAS STATE BANK - KS 2.40% DUE 10/06/19	100.000	249,000.00	249,000.00
249,000.0000	MARLIN BUSINESS BANK - UT 2.77% DUE 09/23/19	100.000	249,000.00	249,000.00
249,000.0000	MURPHY BANK - CA 2.77% DUE 08/18/19	100.000	249,000.00	249,000.00
40,000.0000	NORTH AMERICAN SVGS BK - MO 2.83% DUE 10/03/19	100.000	40,024.04	40,000.00
7,000.0000	NORTH AMERICAN SVGS BK - MO 2.82% DUE 09/24/19	100.000	6,993.34	7,000.00
249,000.0000	NORTHEAST COMMUNITY BK - NY 2.97% DUE 11/15/19	100.000	249,000.00	249,000.00
8,000.0000	OLD LINE BANK - MD 2.86% DUE 02/09/20	100.000	8,000.00	8,000.00
39,000.0000	PACIFIC ENTERPRISE BANK - CA 2.70% DUE 11/03/19	100.000	39,000.00	39,000.00
73,000.0000	PARTNERSHIP BANK - WI 2.97% DUE 01/23/20	100.000	73,000.00	73,000.00
249,000.0000	POPPY BANK - CA 2.50% DUE 06/27/20	100.000	249,000.00	249,000.00
29,000.0000	ROYAL BANK OF MISSOURI 2.83% DUE 09/19/19	100.000	29,000.00	29,000.00
248,000.0000	SECURITY STATE BANK - KS 2.60% DUE 04/01/20	100.000	248,000.00	248,000.00
10,000.0000	SPIRIT OF TEXAS BANK, SSB-TX 2.60% DUE 04/30/20	100.000	10,000.00	10,000.00
249,000.0000	TRANSPORT ALLIANCE BANK - UT 2.65% DUE 03/28/20	100.000	249,000.00	249,000.00
249,000.0000	TCM BANK, NA - FL 2.80% DUE 03/20/20	100.000	249,000.00	249,000.00
249,000.0000	TBK BANK, SSB - TX 2.60% DUE 04/09/20	100.000	249,000.00	249,000.00
249,000.0000	UNIVERSITY OF IOWA COMM - IA 2.80% DUE 01/31/20	100.000	249,000.00	249,000.00
249,000.0000	ALLIANCE BANK OF ARIZONA 2.65% DUE 02/24/20	100.000	249,000.00	249,000.00
249,000.0000	BANKERS BK OF THE WEST - CO 2.80% DUE 02/26/20	100.000	249,000.00	249,000.00
40,000.0000	BISCAYNE BANK - FL 2.80% DUE 09/05/19	100.000	40,000.00	40,000.00
249,000.0000	COMMUNITY BANK DELAWARE 2.773% DUE 08/29/19	100.000	249,206.34	249,000.00
249,000.0000	COMMERCE STATE BANK - WI 2.52% DUE 02/01/20	100.000	249,000.00	249,000.00
249,000.0000	CONNECTONE BANK - NJ 3.20% DUE 02/24/21	100.000	249,000.00	249,000.00
249,000.0000	COVENANT BANK - PA 2.70% DUE 03/23/20	100.000	249,000.00	249,000.00
249,000.0000	CROSS RIVER BANK - NJ 2.96% DUE 11/28/19	100.000	249,000.00	249,000.00
	TOTAL FIXED INCOME SECURITIES		5,300,223.72	5,300,000.00
	TOTALS		5,303,983.69	5,303,759.97

TOM GREEN COUNTY
Account Number: 1BA34016

Portfolio Holdings Security positions held with Wells Fargo Bank N.A.

Security ID	Description	Maturity Date	Coupon	Current Par / Original Par	Market Price*	Market Value	Original Par Pledged**	Callable
Bonds USD								
07815AAX5	BELL BANK CORP INTEREST BEARING CERTIFICATE OF DEPOSIT	07/17/19	1.850%	247,000.000	99.9773	246,943.90		
06740KKN6	BARCLAYS BANK/DELAWARE INTEREST BEARING CERTIFICATE OF DEPOSIT	07/26/19	1.650%	247,000.000	99.9513	246,879.59		
14042RQG8	CAPITAL ONE NA INTEREST BEARING CERTIFICATE OF DEPOSIT	07/26/19	1.600%	248,000.000	99.9474	247,869.57		
75524KMA9	CITIZENS BANK NA/RI INTEREST BEARING CERTIFICATE OF DEPOSIT	11/12/19	2.350%	247,000.000	100.0699	247,172.54		
98970L5K5	ZIONS BANCORP NA INTEREST BEARING CERTIFICATE OF DEPOSIT	11/12/19	2.400%	247,000.000	100.0695	247,171.75		N
69506YMD8	PACIFIC WESTERN BANK INTEREST BEARING CERTIFICATE OF DEPOSIT	11/14/19	2.350%	247,000.000	100.0717	247,177.06		
23204HGU6	CUSTOMERS BANK INTEREST BEARING CERTIFICATE OF DEPOSIT	11/15/19	2.350%	247,000.000	100.0727	247,179.54		
43787PDF7	HOMETRUST BANK CLYDE NC INTEREST BEARING CERTIFICATE OF DEPOSIT	11/15/19	2.300%	247,000.000	100.0535	247,132.03		N
3495FTCG2	FORTIS PRIVATE BANK INTEREST BEARING CERTIFICATE OF DEPOSIT	11/29/19	2.300%	249,000.000	100.0670	249,166.75		
				2,226,000.000		2,226,692.73	0.00	

*See important information regarding security pricing on Page 2.

**Total amount that is pledged to or held for another party or parties. Refer to the Pledge Detail Report for more information.

Daily Account Activity

Your investment transactions during this statement period.

Transaction / Trade Date	Settlement / Effective Date	Activity	Security ID	Description	Par / Quantity	Price	Principal Amount	Income Amount	Debit / Credit Amount
Income / Payment Activity USD									
06/28/19	06/28/19	Matured	062683AK3	BANK OF HOPE INTEREST BEARING			249,000.00		249,000.00
06/28/19	06/28/19	Interest	062683AK3	BANK OF HOPE INTEREST BEARING				347.92	347.92