

The Commissioners' Court of Tom Green County met in a Regular Meeting, January 30, 2001, in the Edd B. Keyes Building in San Angelo, Texas, with the following present:

Clayton Friend, Commissioner of Precinct #1  
 Karl Bookter, Commissioner of Precinct #2  
 Jodie R. Weeks, Commissioner of Precinct #3  
 Richard Easingwood, Commissioner of Precinct #4  
 Michael D. Brown, County Judge  
 Elizabeth McGill, County Clerk and Ex-officio Clerk of the Commissioners' Court

The meeting was called to order at 9:33 A.M. by County Judge Michael D. Brown.

The Pledge of Allegiance was recited and the invocation was delivered by Commissioner Bookter.

Motion was made by Commissioner Weeks to approve the Consent Agenda as presented:

- A. Approval of the Minutes from the January 23<sup>rd</sup>, 2001 Regular Meeting.
- B. Acceptance of the Minutes of Accounts allowed in the amount of \$1,228,727.90;  
 Approval of the purchase orders in the amount of \$58,440.61.
- C. Approval of the following Personnel Actions regarding salary expenditures :

Name	Department	Action	Eff. Date	Grade &Step	Salary
Bara, Stefanie	Library	New Hire	01/30/01	P/T	\$ 5.25 /HR
DeLaCruz, Mack J.	R&B,Pct 1/3	New Hire	02/01/01	13/1	\$ 700.08 S/M
Byrne, Mary G.	Jail	Eff. Date Revised	01/01/01	25/1	\$1266.90 S/M
Richey, J. Truman	Sheriff	Eff. Date Revised	1/01/01	26/1	\$1330.45 S/M
Dillon, Misty M.	Juvenile Probation	New Hire	02/01/01	N/A	\$ 959.58 S/M

The following personnel actions are presented for *acknowledgment* and as a matter of record:

Name	Department	Action	Eff. Date	Grade &Step	Salary
Howell, Donna J.	Sheriff	Resigned	01/30/01	12/1	\$ 666.25 S/M
Sellers, Sandra H.	Library	Resigned	01/31/01	11/2	\$ 650.88 S/M
Weidner, Donna L.	County Atty.(027)	Resigned	01/31/01	N/A	\$ 937.50 S/M
Zykowski, Tracy L.	County Atty.(026)	Resigned	01/26/01	N/A	\$ 916.67 S/M
Sanchez, Yolanda A.	CSCD (152)	Resigned	01/31/01	N/A	\$1161.21 S/M
Fudge, Tracy Y.	CRTC	Abandoned Position	01/21/01	N/A	\$ 678.39 S/M

Motion was seconded by Commissioner Friend. The motion carried.

In the absence of Herb Straach, of Templeton Construction, Commissioner Friend and Commissioner Weeks updated the Court on the progress of the new Tom Green County Justice Center Project.

Commissioner Friend moved that Sandy Bradley, Purchasing Agent, be authorized to order an amount of mattresses to be adequate, in the new style, to accommodate the new Jail, after Ken Freeman, Jail Commander, has made some phone calls to see if in fact the mattresses are of the quality, style, standard and performance as indicated and to come out of the jail funds. Motion was seconded by Commissioner Bookter. All voted in favor of the motion.

Judge Brown moved for the approval of a change order with Reece Albert, not to exceed \$25,000.00, on the Roundtree parking lot and including the back parking lot of the jail. Motion was seconded by Commissioner Weeks. All voted in favor of the motion.

Commissioner Weeks moved that the Grape Creek Volunteer Fire Department semi-annual report be accepted as a matter of record. Motion was seconded by Commissioner Friend. All voted in favor. Recorded with these minutes.

Sheriff Hunt reported to the Court that the County Inventory and the Military Issued Inventory are intermingled . The final approval is passed until a later date.

LaDon Blasingame, Indigent Health Care Administrator, updated the Court on the reallocation of State Assistance funding to help with the steadily increasing cost incurred with the Indigent Health Care.

Commissioner Friend moved to accept the Treasurer's Monthly Report (December -2000), as presented. Motion was seconded by Commissioner Bookter. All voted in favor. Recorded with these minutes.

Judge Brown moved to authorize the Treasurer to release previous pledges and the requisition of new pledges of collateral , on two bonds as presented , from Texas State Bank. Motion was seconded by Commissioner Weeks. Motion carried.

James Rupp, 911 Coordinator, addressed the Court regarding 911 addressing and pertaining to private road issues and explained the coordinations by the grid.

Actions pertaining to Cooksey Road was passed.

Commissioner Weeks moved to approve the Resolution acknowledging the Water Valley Cemetery Advisory Board as presented. Motion was seconded by Commissioner Friend. Motion carried. (Recorded with these minutes.)

There were no line item transfers.

There was no action taken regarding Tom Green County Subdivision and Manufactured Home Rental Community Development Regulations.

**Future Agenda Items:**

1. Approval of County Volunteer Fire Departments' Annual Reports.
2. Possible abandonment of public roads in the PaulAnn Subdivision.
3. 911 Changes

**Announcements:**

1. Public Meeting January 30,2001 @ 4:00 P.M. regarding the flood plain in 2 county map panels and 1 city panel in the northern part of the County.

Meeting was adjourned at 10:50 A.M.

---

Michael D. Brown, County Judge

---

Elizabeth McGill, County Clerk & Ex-officio  
Clerk of the Commissioners' Court

**GRAPE CREEK  
VOLUNTEER FIRE DEPARTMENT**



**SEMIANNUAL REPORT OF GRAPE CREEK VFD FOR COUNTY JUDGE**

**PERIOD:** July 1, 2000 to December 31, 2000

**VFD:** Grape Creek Volunteer Fire Department

**PREPARED BY:** Fire Chief Roger D. Gammons  
Treasurer (Captain) Joe Rutherford

**FIRE CHIEF'S SIGNATURE:**   
Roger D. Gammons

1. TOTAL NUMBER OF FIRE RUNS (this period):	<u>78</u>
A. GRASS FIRES:	12
B. STRUCTURE FIRES:	05
C. VEHICLE FIRES:	04
D. MOTOR VEHICLE ACCIDENTS (MVA)	08
E. MEDICAL EMERGENCY/STANDBY/LZ	37
F. SMOKE SCARE	02
G. PUBLIC SERVICE	02
H. GOOD INTENT CALLS	05
I. CONTROLLED BURNS	03

2. TOTAL NUMBER OF EMS RUNS (this period):	<u>68</u>
A. CARDIAC	13
B. RESPIRATORY	14
C. MVA INJURY	16
D. ATTEMPTED OVERDOSE/OD	03
E. MEDICAL-INTERNAL	05
F. FALL VICTIM INJURY	04
G. ACCIDENTAL INJURY	05
H. ASSAULT VICTIM-INJURY	03
I. GOOD INTENT	05

3. INJURIES OCCURRING DURING FIRE/EMS OPERATIONS:  
On 08/23/00 at a Structure Fire on Texas Oaks Rd. in Carlsbad, TX, there were 5 firefighters sustaining Smoke Inhalation & Heat Exhaustion injury and 1 firefighter who received lacerations to his hands from broken glass.  
\*1 firefighter was transported by Ambulance from the scene to Angelo Community Hospital ER for Smoke & Heat injuries. (Ambulance & ER charges were charged to injured firefighter's personal insurance.)

***GRAPE CREEK VOLUNTEER FIRE DEPARTMENT  
P O BOX 1021  
SAN ANGELO, TX 76902-1021***

**The BOARD OF DIRECTORS for 1999 to 2001**

Mr. Johnny Fisher      (Business Owner: Fisher's Food Market)  
10186 Ballard Road  
San Angelo, TX 76901  
915/655-7197

Mr. Roger Kennedy      (Business Owner: R. L. Propane Company)  
8193 North FM Hwy 2288  
San Angelo, TX 76901  
915/653-6303

Rev. Brad Winchester      (Church Pastor: Grape Creek Baptist Church)  
9781 Grape Creek Road  
San Angelo, TX 76901  
915/658-1890

Mr. Tim D. Willingham [Alternate] (State Employee: Texas A & M Univ.)  
10966 Grape Creek Road  
San Angelo, TX 76901  
915/655-5106

**The GCVFD EXECUTIVE COMMITTEE**

PRESIDENT:	CAPT. Billy Don Murphy
VICE PRESIDENT:	LT. Steve Shropshire
TREASURER:	CAPT. Joe Rutherford
SECRETARY:	DRVR. Mark Hasty

FIRE CHIEF:	<b>FC Roger D. Gammons</b>
ASST. FIRE CHIEF:	AFC Mike Figley

# GRAPE CREEK VOLUNTEER FIRE DEPARTMENT



## ACTIVE MEMBER CALL ROSTER

NAME	PHONE#	PAGER#	C-PH#	TITLE/SERV.	UNIT#	ADDRESS
Gammons, Roger D.	465-4083	278-4309	374-0360	CHIEF/FF/EMT	950	7645 Falcon Ln
Figley, Mike	659-8544	278-6537	xxx-xxxx	ACHIEF/FF/EMT	951	7326 Sun Ln
Murphy, Bill	465-8068	278-9981	xxx-xxxx	CPT/FF/PRS	952	10746 Caribou
Rutherford, Joe	653-8166	278-6225	xxx-xxxx	CPT/FF/TRS	953	10357 Racoon
Carrasco, Saul	659-4359	278-6130	xxx-xxxx	CPT/FF/FRPRV	954	10336 Front St
Shropshire, Steve	655-4717	278-6545	xxx-xxxx	LT/FF/DR/VPRS	955	10726 Caribou
Cathey, Larry	653-0192	278-5920	xxx-xxxx	LT/FF/DR/SEO	956	10397 Racoon
Keen, Darrell	658-7641	278-3193	xxx-xxxx	LT/FF/DR	957	7326 Violet St
Hasty, Mark	481-0044	278-9115	xxx-xxxx	FF/DR/EMT/SEC	930	10493 Racoon
Hasty, Shirley	481-0044	278-5779	xxx-xxxx	PRO/FF	959	10493 Racoon
Hochreiter, Steve	465-4728	278-6138	xxx-xxxx	CPT/MO/FF/DR	933	7781 Falcon Ln
Enloe, Allen	659-1885	278-6330	650-4078	FF/EMT	936	10378 Front
Hasty, Scott	655-1108	278-5857	xxx-xxxx	FF/DR/EMT	940	7294 Canna
Linden, John	659-6912	278-9419	xxx-xxxx	FF(G only)	994	62 Sage Rd
Martin, John	658-4287	278-6247	xxx-xxxx	FF/ASEO	970	9222 Wren Rd
McCurdy, Jamie	450-7436	278-7959	xxx-xxxx	FF/EMT	937	9989 Caribou
McKnight, Janet	655-4424	278-5384	xxx-xxxx	FF/EMT	939	10094 Racoon
McKnight, Wayne	655-4424	278-5124	xxx-xxxx	FF/DR	974	10094 Racoon
Mobley, Darrell	xxx-xxxx	278-9541	xxx-xxxx	FF/DR/EMT	938	20 Cinnamon
Murphy, Donny	465-8068	xxx-xxxx	xxx-xxxx	JVFF	995	10746 Caribou
Slade, Aimee	450-5300	278-4854	xxx-xxxx	FF/EMT	934	9989 Caribou

011501gcvfd/rdg

**4. INSURANCE CARRIER(S):** Farmer's Insurance- Property  
Texas Forest Service- Vehicles

**5. LIST OF BOARD OF DIRECTORS AND OFFICERS (EXECUTIVE COMMITTEE) IS ATTACHED.**


**6. LIST OF ALL ACTIVE MEMBERS/OFFICERS IS ATTACHED.**

A. TOTAL REVENUES: 16 478.93  
DONATIONS: 540  
FUNDRAISING: 0  
TAX FUNDED REV.: 12 833.93  
OTHER: 105

B. TOTAL EXPENSES: 23970.72  
TIRES: - Flats 95  
FUEL: 1153.75  
PERSONAL PROTECTIVE GEAR: 551.56  
FIREFIGHTING EQUIPMENT: 1912.90  
OTHER: Truck Repair 12934.61  
Utilities Bldg Ins 7292.87

REMARKS: Please Refer to Records JAN. → JUNE 2000  
to See How County Funds Used the 1st  
Month

County Clerk



Dianna M. Spieker  
Tom Green County Treasurer  
Certified County Treasurer (CCT)  
Certified Investment Officer (CIO)

*Dianna M Spieker*  
1-25-01

*Dianna Spieker  
Tom Green County  
Treasurer*

*FY 2001 Monthly  
Report*

*December 2000*

# *Tom Green County Treasurer Report Outline*

- 1) Recap Report*
- 2) Texas State Bank*
- 3) Funds Management*
- 4) MBIA*
- 5) Debt*
- 6) Interest*
- 7) Security*



*Tom Green County  
Fund Recap. Report*

1) *Recap. Report*

**TOM GREEN COUNTY TREASURER FUND RECAPITULATION**

#	FUND	November-00	December-00	November-00	December-00
		DEMAND DEPOSITS	DEMAND DEPOSITS	FLEX PLAN	FLEX PLAN
001	GENERAL	\$149,238.13	\$554,826.04	\$52.99	\$0.00
005	R&B #1&3	\$4,990.61	\$19,849.10	\$0.00	\$0.00
006	R&B #2&4	\$2,465.81	\$22,246.04	\$0.00	\$0.00
007	CHEC/E.S.F.I	\$300.00	\$300.00	\$0.00	\$0.00
008	EMP. SELF-FUNDED INS	\$158,322.42	\$167,291.14	\$0.00	\$0.00
009	CAFETERIA PLAN	\$5,645.55	\$7,301.49	\$0.00	\$0.00
010	COUNTY LAW LIBRARY	\$1,017.84	\$2,333.23	\$0.00	\$0.00
011	ZP-CAFÉ	\$2,500.00	\$2,500.00	\$0.00	\$0.00
014	LIBRARY/HUGHES	\$237.68	\$325.83	\$0.00	\$0.00
015	LIBRARY DONATIONS	\$610.15	\$533.15	\$0.00	\$0.00
017	DIST. CLK/RECORDS MGMT	(\$570.85)	\$780.98	\$0.00	\$0.00
018	COURTHOUSE SECURITY	\$2,350.38	\$2,803.59	\$0.00	\$0.00
019	CO. CLK/RECORDS MGMT	\$2,321.76	\$1,292.73	\$0.00	\$0.00
020	LIBRARY MISC FUND	\$1,383.96	\$1,418.03	\$0.00	\$0.00
021	CIP DONATIONS	\$428.31	\$428.31	\$0.00	\$0.00
022	BATES FUND	\$153.77	\$170.15	\$0.00	\$0.00
023	'92 I&S	\$5,594.33	\$37,883.33	\$0.00	\$0.00
024	'93 I&S	\$1,591.78	\$10,753.36	\$0.00	\$0.00
025	GENERAL LAND PURCHASE	\$455.57	\$455.71	\$0.00	\$0.00
026	'94 CONSTRUCTION	\$856.61	\$1,058.04	\$0.00	\$0.00
027	DISASTER RELIEF	\$0.25	\$0.25	\$0.00	\$0.00
028	'93-A CERT OBLIG	\$1,197.92	\$2,402.98	\$0.00	\$0.00
030	COUNTY CLERK PRES.	\$2,365.25	\$7,894.51	\$0.00	\$0.00
031	UNINSURED MOTORIST	\$5.99	\$5.99	\$0.00	\$0.00
032	SHERIFF BOND	\$10,700.00	\$13,200.00	\$0.00	\$0.00
035	CRIMINAL JUSTICE	\$289.45	\$375.88	\$0.00	\$0.00
036	FINANCIAL RESPONSEBILITY	\$176.03	\$284.65	\$0.00	\$0.00
037	COMPREHENSIVE REHAB	\$93.01	\$127.01	\$0.00	\$0.00
038	WASTEWATER	\$816.17	\$816.17	\$0.00	\$0.00
039	'94 I&S	\$2,063.51	\$16,251.58	\$0.00	\$0.00
040	L.E.O.A.	\$35.88	\$46.40	\$0.00	\$0.00
041	BREATH ALCOHOL	\$86.62	\$136.92	\$0.00	\$0.00
042	L.E.M.I.	\$18.28	\$23.73	\$0.00	\$0.00
043	M.C.C.	\$68.93	\$89.22	\$0.00	\$0.00
044	'94 GNOB	\$9,595.02	\$84,709.54	\$0.00	\$0.00
045	COUNTY ATTORNEY	\$9,424.04	\$7,688.26	\$0.00	\$0.00
046	L.E.O.C.E.	\$49.69	\$68.48	\$0.00	\$0.00
047	JURY DONATIONS	\$1.00	\$1.00	\$0.00	\$0.00
048	ELECTION CONTRACT	\$15,164.85	\$15,164.85	\$0.00	\$0.00
049	JE/CO JUDGE	\$1,678.64	\$1,779.97	\$0.00	\$0.00
050	51ST D.A. STATE	\$482.65	\$788.17	\$0.00	\$0.00
051	LATERAL ROADS	\$20,237.84	\$20,237.84	\$0.00	\$0.00
052	51ST D.A.	\$8,487.75	\$8,501.67	\$0.00	\$0.00
053	'95 CONSTRUCTION	\$150,492.17	\$49,434.71	\$78.61	\$0.00
054	'95 I&S	\$819.71	\$5,825.23	\$0.00	\$0.00
055	119TH D.A. STATE	\$3,925.85	\$3,586.38	\$0.00	\$0.00
056	RANCHER'S LAMB	\$0.00	\$0.00	\$0.00	\$0.00
057	119TH D.A. D.P.S.	\$3,513.07	\$3,513.07	\$0.00	\$0.00
058	119TH D.A. SPEC.	\$8,663.40	\$8,677.60	\$0.00	\$0.00
059	PARKS	\$44.53	\$44.53	\$0.00	\$0.00
060	CRIME VICTIMS COMP.	\$5,233.68	\$9,571.62	\$0.00	\$0.00
061	OJP	\$83.42	\$83.42	\$0.00	\$0.00
062	CHAP	\$42,016.71	\$29,935.29	\$0.00	\$0.00
063	TAIP/CSC GRANT	\$133,631.24	\$123,936.39	\$0.00	\$0.00
064	D.T.P.	\$46,757.30	\$41,121.48	\$0.00	\$0.00
065	ADULT PROBATION	\$301,333.02	\$222,229.82	\$0.00	\$0.00
066	CRT RESIDENTIAL TRMT	\$362,664.79	\$262,709.30	\$0.00	\$0.00
067	COMM CORRECTION PRGM	\$88,918.58	\$56,904.98	\$0.00	\$0.00
068	ARREST FEES	\$1,332.43	\$1,409.90	\$0.00	\$0.00
069	TRAFFIC	\$0.00	\$0.00	\$0.00	\$0.00
070	JUSTICE EDUCATION	\$902.62	\$992.95	\$0.00	\$0.00
071	STATE & MUNICIPAL FEES	\$4,467.63	\$7,522.49	\$0.00	\$0.00

TOM GREEN COUNTY TREASURER FUND RECAPITULATION

#	FUND	November-00	December-00	November-00	December-00
		DEMAND DEPOSITS	DEMAND DEPOSITS	FLEX PLAN	FLEX PLAN
072	CONSOL. CRT COST	\$5,918.69	\$11,560.17	\$0.00	\$0.00
073	GRAFFITI	\$90.35	\$90.35	\$0.00	\$0.00
074	TIME PAYMENTS	\$2,280.41	\$2,346.30	\$0.00	\$0.00
075	V.C.S.O.	\$4,316.93	\$4,386.27	\$0.00	\$0.00
076	EMPLOYEE ENRICH	\$1,837.74	\$1,882.72	\$0.00	\$0.00
077	FUGITIVE	\$2,136.75	\$2,558.70	\$0.00	\$0.00
078	INDIGENT	\$722.11	\$741.11	\$0.00	\$0.00
079	JCD	\$389.08	\$573.02	\$0.00	\$0.00
080	BOND FEES	\$30.52	\$42.60	\$0.00	\$0.00
081	TCDP	\$0.00	\$0.00	\$0.00	\$0.00
082	JUDICIAL	\$3,500.44	\$4,025.30	\$0.00	\$0.00
083	JUVENILE FACILITY	\$0.00	\$0.00	\$0.00	\$0.00
084	JDF	\$160,819.05	\$36,975.25	\$0.00	\$0.00
085	TXPC	\$445,052.06	\$460,174.77	\$0.00	\$0.00
086	TJP-TGC	\$32,193.73	(\$796.64)	\$0.00	\$0.00
087	TJP-DISC	(\$876.99)	\$37,670.41	\$0.00	\$0.00
088	CHILD TRUST	\$1,349.14	\$1,336.64	\$0.00	\$0.00
089	INFPS	\$60,588.26	\$63,711.94	\$0.00	\$0.00
090	REG/PROG.SANC	\$120.05	\$62,170.68	\$0.00	\$0.00
091	TJP-COKE	\$9,821.40	\$13,345.30	\$0.00	\$0.00
092	CCP ASSISTANCE	\$76,260.28	\$77,770.37	\$0.00	\$0.00
093	NRP	\$36,896.60	\$37,094.96	\$0.00	\$0.00
094	EFTPS	\$0.00	\$0.00	\$0.00	\$0.00
095	PAYROLL	(\$623.44)	\$1,541.83	\$0.00	\$0.00
096	C@L EXCESS	\$91.90	\$91.90	\$0.00	\$0.00
097	LEOSE/Sheriff	\$39.49	\$592.87	\$0.00	\$0.00
099	98IS	\$10,689.68	\$100,214.78	\$0.00	\$0.00
101	98 TAX IS	\$1,655.97	\$11,313.41	\$0.00	\$0.00
102	Const 1 LEOSE	\$1,411.73	\$1,411.73	\$0.00	\$0.00
103	Const 2 LEOSE	\$69.72	\$69.72	\$0.00	\$0.00
104	Const 3 LEOSE	\$1,857.98	\$1,857.98	\$0.00	\$0.00
105	Const 4 LEOSE	\$1,824.35	\$1,824.35	\$0.00	\$0.00
106	Justice Courts	\$891.84	\$826.18	\$0.00	\$0.00
107	Gates Training	\$3,015.30	\$3,015.30	\$0.00	\$0.00
108	Gates Public	\$30,477.72	\$5,083.72	\$0.00	\$0.00
<b>TOTAL</b>		<b>\$2,472,581.57</b>	<b>\$2,788,148.47</b>	<b>\$131.60</b>	<b>\$0.00</b>

## TOM GREEN COUNTY TR

#	FUND	November-00 MBIA	December-00 MBIA	November-00 Funds Manage	December-00 Funds Manage	November-00 SECURITIES
001	GENERAL	\$0.00	\$8,468.21	\$0.00	\$0.00	\$1,986,178.88
005	R&B #1&3	\$325,661.43	\$315,172.04	\$0.00	\$0.00	\$0.00
006	R&B #2&4	\$416,661.43	\$291,407.29	\$0.00	\$0.00	\$0.00
007	CHEC/E.S.F.I	\$0.00	\$0.00	\$0.00	\$0.00	\$0.00
008	EMP. SELF-FUNDED INS	\$0.00	\$0.00	\$0.00	\$0.00	\$0.00
009	CAFETERIA PLAN	\$0.00	\$0.00	\$0.00	\$0.00	\$0.00
010	COUNTY LAW LIBRARY	\$23,000.00	\$21,454.46	\$50,000.00	\$50,245.64	\$0.00
011	ZP-CAFÉ	\$0.00	\$0.00	\$0.00	\$0.00	\$0.00
014	LIBRARY/HUGHES	\$3,000.00	\$3,007.45	\$485,000.00	\$487,382.71	\$0.00
015	LIBRARY DONATIONS	\$7,000.00	\$7,017.39	\$0.00	\$0.00	\$0.00
017	DIST. CLK/RECORDS MGMT	\$9,000.00	\$8,522.35	\$0.00	\$0.00	\$0.00
018	COURTHOUSE SECURITY	\$134,000.00	\$137,732.82	\$0.00	\$0.00	\$0.00
019	CO. CLK/RECORDS MGMT	\$12,000.00	\$15,029.80	\$0.00	\$0.00	\$0.00
020	LIBRARY MISC FUND	\$46,000.00	\$40,614.25	\$0.00	\$0.00	\$0.00
021	CIP DONATIONS	\$0.00	\$0.00	\$0.00	\$0.00	\$0.00
022	BATES FUND	\$1,000.00	\$1,002.48	\$88,000.00	\$88,432.33	\$0.00
023	'92 I&S	\$0.00	\$0.00	\$34,000.00	\$42,910.42	\$0.00
024	'93 I&S	\$0.00	\$0.00	\$13,500.00	\$15,354.68	\$0.00
025	GENERAL LAND PURCHASE	\$9,000.00	\$9,022.35	\$0.00	\$0.00	\$0.00
026	'94 CONSTRUCTION	\$0.00	\$0.00	\$0.00	\$0.00	\$0.00
027	DISASTER RELIEF	\$0.00	\$0.00	\$0.00	\$0.00	\$0.00
028	'93-A CERT OBLIG	\$0.00	\$0.00	\$3,000.00	\$4,014.75	\$0.00
030	COUNTY CLERK PRES.	\$67,800.00	\$62,761.48	\$0.00	\$0.00	\$0.00
031	UNINSURED MOTORIST	\$6,500.00	\$6,516.14	\$0.00	\$0.00	\$0.00
032	SHERIFF BOND	\$0.00	\$0.00	\$0.00	\$0.00	\$0.00
035	CRIMINAL JUSTICE	\$0.00	\$0.00	\$0.00	\$0.00	\$0.00
036	FINANCIAL RESPONSEBILITY	\$0.00	\$0.00	\$0.00	\$0.00	\$0.00
037	COMPREHENSIVE REHAB	\$0.00	\$0.00	\$0.00	\$0.00	\$0.00
038	WASTEWATER	\$0.00	\$0.00	\$0.00	\$0.00	\$0.00
039	'94 I&S	\$0.00	\$0.00	\$24,000.00	\$26,901.29	\$0.00
040	L.E.O.A.	\$0.00	\$0.00	\$0.00	\$0.00	\$0.00
041	BREATH ALCOHOL	\$0.00	\$0.00	\$0.00	\$0.00	\$0.00
042	L.E.M.I.	\$0.00	\$0.00	\$0.00	\$0.00	\$0.00
043	M.C.C.	\$0.00	\$0.00	\$0.00	\$0.00	\$0.00
044	'94 GNOB	\$0.00	\$0.00	\$113,000.00	\$128,765.37	\$0.00
045	COUNTY ATTORNEY	\$0.00	\$0.00	\$0.00	\$0.00	\$0.00
046	L.E.O.C.E.	\$0.00	\$0.00	\$0.00	\$0.00	\$0.00
047	JURY DONATIONS	\$0.00	\$0.00	\$0.00	\$0.00	\$0.00
048	ELECTION CONTRACT	\$0.00	\$0.00	\$0.00	\$0.00	\$0.00
049	JE/CO JUDGE	\$0.00	\$0.00	\$0.00	\$0.00	\$0.00
050	51ST D.A. STATE	\$0.00	\$0.00	\$0.00	\$0.00	\$0.00
051	LATERAL ROADS	\$0.00	\$0.00	\$0.00	\$0.00	\$0.00
052	51ST D.A.	\$0.00	\$0.00	\$0.00	\$0.00	\$0.00
053	'95 CONSTRUCTION	\$4,350,353.42	\$4,264,171.45	\$1,002,464.74	\$1,007,740.69	\$0.00
054	'95 I&S	\$0.00	\$0.00	\$15,500.00	\$16,067.85	\$0.00
055	119TH D.A. STATE	\$0.00	\$0.00	\$0.00	\$0.00	\$0.00
056	RANCHER'S LAMB	\$0.00	\$0.00	\$0.00	\$0.00	\$0.00
057	119TH D.A. D.P.S.	\$0.00	\$0.00	\$0.00	\$0.00	\$0.00
058	119TH D.A. SPEC.	\$0.00	\$0.00	\$0.00	\$0.00	\$0.00
059	PARKS	\$0.00	\$0.00	\$0.00	\$0.00	\$0.00
060	CRIME VICTIMS COMP.	\$24,200.00	\$33,657.71	\$0.00	\$0.00	\$0.00
061	OJP	\$28,900.00	\$28,971.78	\$0.00	\$0.00	\$0.00
062	CHAP	\$0.00	\$0.00	\$0.00	\$0.00	\$0.00
063	TAIP/CSC GRANT	\$0.00	\$0.00	\$0.00	\$0.00	\$0.00
064	D.T.P.	\$0.00	\$0.00	\$0.00	\$0.00	\$0.00
065	ADULT PROBATION	\$0.00	\$0.00	\$0.00	\$0.00	\$0.00
066	CRT RESIDENTIAL TRMT	\$0.00	\$0.00	\$0.00	\$0.00	\$0.00
067	COMM CORRECTION PRGM	\$0.00	\$0.00	\$0.00	\$0.00	\$0.00
068	ARREST FEES	\$3,000.00	\$5,007.45	\$0.00	\$0.00	\$0.00
069	TRAFFIC	\$0.00	\$0.00	\$0.00	\$0.00	\$0.00
070	JUSTICE EDUCATION	\$2,000.00	\$3,304.97	\$0.00	\$0.00	\$0.00
071	STATE & MUNICIPAL FEES	\$22,000.00	\$27,750.21	\$0.00	\$0.00	\$0.00

TOM GREEN COUNTY TR

#	FUND	November-00 MBIA	December-00 MBIA	November-00 Funds Manage	December-00 Funds Manage	November-00 SECURITIES
072	CONSOL. CRT COST	\$29,000.00	\$39,669.37	\$0.00	\$0.00	\$0.00
073	GRAFFITI	\$0.00	\$0.00	\$0.00	\$0.00	\$0.00
074	TIME PAYMENTS	\$3,000.00	\$2,504.79	\$0.00	\$0.00	\$0.00
075	V.C.S.O.	\$0.00	\$0.00	\$0.00	\$0.00	\$0.00
076	EMPLOYEE ENRICH	\$0.00	\$0.00	\$0.00	\$0.00	\$0.00
077	FUGITIVE	\$5,500.00	\$8,713.66	\$0.00	\$0.00	\$0.00
078	INDIGENT	\$1,900.00	\$2,904.72	\$0.00	\$0.00	\$0.00
079	JCD	\$0.00	\$0.00	\$0.00	\$0.00	\$0.00
080	BOND FEES	\$0.00	\$0.00	\$0.00	\$0.00	\$0.00
081	TCDP	\$0.00	\$0.00	\$0.00	\$0.00	\$0.00
082	JUDICIAL	\$0.00	\$0.00	\$0.00	\$0.00	\$0.00
083	JUVENILE FACILITY	\$0.00	\$0.00	\$0.00	\$0.00	\$0.00
084	JDF	\$0.00	\$0.00	\$0.00	\$0.00	\$0.00
085	TXPC	\$0.00	\$0.00	\$0.00	\$0.00	\$0.00
086	TJP-TCC	\$0.00	\$0.00	\$0.00	\$0.00	\$0.00
087	TJP-DISC	\$0.00	\$0.00	\$0.00	\$0.00	\$0.00
088	CHILD TRUST	\$0.00	\$0.00	\$0.00	\$0.00	\$0.00
089	INFPS	\$0.00	\$0.00	\$0.00	\$0.00	\$0.00
090	REG/PROG.SANC	\$0.00	\$0.00	\$0.00	\$0.00	\$0.00
091	TJP-COKE	\$0.00	\$0.00	\$0.00	\$0.00	\$0.00
092	CCP ASSISTANCE	\$0.00	\$0.00	\$0.00	\$0.00	\$0.00
093	NRP	\$0.00	\$0.00	\$0.00	\$0.00	\$0.00
094	EFTPS	\$0.00	\$0.00	\$0.00	\$0.00	\$0.00
095	PAYROLL	\$0.00	\$0.00	\$0.00	\$0.00	\$0.00
096	C@L EXCESS	\$0.00	\$0.00	\$0.00	\$0.00	\$0.00
097	LEOSE/Sheriff	\$7,600.00	\$6,612.13	\$0.00	\$0.00	\$0.00
099	98IS	\$0.00	\$0.00	\$129,000.00	\$145,793.87	\$0.00
101	98 TAX IS	\$0.00	\$0.00	\$17,500.00	\$19,474.34	\$0.00
102	Const 1 LEOSE	\$0.00	\$0.00	\$0.00	\$0.00	\$0.00
103	Const 2 LEOSE	\$0.00	\$0.00	\$0.00	\$0.00	\$0.00
104	Const 3 LEOSE	\$0.00	\$0.00	\$0.00	\$0.00	\$0.00
105	Const 4 LEOSE	\$0.00	\$0.00	\$0.00	\$0.00	\$0.00
106	Justice Courts	\$12,000.00	\$13,219.16	\$0.00	\$0.00	\$0.00
107	Gates Training	\$0.00	\$0.00	\$0.00	\$0.00	\$0.00
108	Gates Public	\$0.00	\$0.00	\$0.00	\$0.00	\$0.00
TOTAL		\$5,550,076.28	\$5,364,215.91	\$1,974,964.74	\$2,033,083.94	\$1,986,178.88

## TOM GREEN COUNTY TR

#	FUND	December-00 SECURITIES	November-00 TOTAL	December-00 TOTAL	Difference
001	GENERAL	\$1,986,178.88	\$2,135,470.00	<del>REFL</del> 2,549,473.13	<del>REFL</del> 414,003.13
005	R&B #1&3	\$0.00	\$330,652.04	\$335,021.14	\$4,369.10
006	R&B #2&4	\$0.00	\$419,127.24	\$313,653.33	(\$105,473.91)
007	CHEC/E.S.F.I	\$0.00	\$300.00	\$300.00	\$0.00
008	EMP. SELF-FUNDED INS	\$0.00	\$158,322.42	\$167,291.14	\$8,968.72
009	CAFETERIA PLAN	\$0.00	\$5,645.55	\$7,301.49	\$1,655.94
010	COUNTY LAW LIBRARY	\$0.00	\$74,017.84	\$74,033.33	\$15.49
011	ZP-CAFÉ	\$0.00	\$2,500.00	\$2,500.00	\$0.00
014	LIBRARY/HUGHES	\$0.00	\$488,237.68	\$490,715.99	\$2,478.31
015	LIBRARY DONATIONS	\$0.00	\$7,610.15	\$7,550.54	(\$59.61)
017	DIST. CLK/RECORDS MGMT	\$0.00	\$8,429.15	\$9,303.33	\$874.18
018	COURTHOUSE SECURITY	\$0.00	\$136,350.38	\$140,536.41	\$4,186.03
019	CO. CLK/RECORDS MGMT	\$0.00	\$14,321.76	\$16,322.53	\$2,000.77
020	LIBRARY MISC FUND	\$0.00	\$47,383.96	\$42,032.28	(\$5,351.68)
021	CIP DONATIONS	\$0.00	\$428.31	\$428.31	\$0.00
022	BATES FUND	\$0.00	\$89,153.77	\$89,604.96	\$451.19
023	'92 I&S	\$0.00	\$39,594.33	\$80,793.75	\$41,199.42
024	'93 I&S	\$0.00	\$15,091.78	\$26,108.04	\$11,016.26
025	GENERAL LAND PURCHASE	\$0.00	\$9,455.57	\$9,478.06	\$22.49
026	'94 CONSTRUCTION	\$0.00	\$856.61	\$1,058.04	\$201.43
027	DISASTER RELIEF	\$0.00	\$0.25	\$0.25	\$0.00
028	'93-A CERT OBLIG	\$0.00	\$4,197.92	\$6,417.73	\$2,219.81
030	COUNTY CLERK PRES.	\$0.00	\$70,165.25	\$70,655.99	\$490.74
031	UNINSURED MOTORIST	\$0.00	\$6,505.99	\$6,522.13	\$16.14
032	SHERIFF BOND	\$0.00	\$10,700.00	\$13,200.00	\$2,500.00
035	CRIMINAL JUSTICE	\$0.00	\$289.45	\$375.88	\$86.43
036	FINANCIAL RESPONSEBILITY	\$0.00	\$176.03	\$284.65	\$108.62
037	COMPREHENSIVE REHAB	\$0.00	\$93.01	\$127.01	\$34.00
038	WASTEWATER	\$0.00	\$816.17	\$816.17	\$0.00
039	'94 I&S	\$0.00	\$26,063.51	\$43,152.87	\$17,089.36
040	L.E.O.A.	\$0.00	\$35.88	\$46.40	\$10.52
041	BREATH ALCOHOL	\$0.00	\$86.62	\$136.92	\$50.30
042	L.E.M.I.	\$0.00	\$18.28	\$23.73	\$5.45
043	M.C.C.	\$0.00	\$68.93	\$89.22	\$20.29
044	'94 GNOB	\$0.00	\$122,595.02	\$213,474.91	\$90,879.89
045	COUNTY ATTORNEY	\$0.00	\$9,424.04	\$7,688.26	(\$1,735.78)
046	L.E.O.C.E.	\$0.00	\$49.69	\$68.48	\$18.79
047	JURY DONATIONS	\$0.00	\$1.00	\$1.00	\$0.00
048	ELECTION CONTRACT	\$0.00	\$15,164.85	\$15,164.85	\$0.00
049	JE/CO JUDGE	\$0.00	\$1,678.64	\$1,779.97	\$101.33
050	51ST D.A. STATE	\$0.00	\$482.65	\$788.17	\$305.52
051	LATERAL ROADS	\$0.00	\$20,237.84	\$20,237.84	\$0.00
052	51ST D.A.	\$0.00	\$8,487.75	\$8,501.67	\$13.92
053	'95 CONSTRUCTION	\$0.00	\$5,503,388.94	\$5,321,346.85	(\$182,042.09)
054	'95 I&S	\$0.00	\$16,319.71	\$21,893.08	\$5,573.37
055	119TH D.A. STATE	\$0.00	\$3,925.85	\$3,586.38	(\$339.47)
056	RANCHER'S LAMB	\$0.00	\$0.00	\$0.00	\$0.00
057	119TH D.A. D.P.S.	\$0.00	\$3,513.07	\$3,513.07	\$0.00
058	119TH D.A. SPEC.	\$0.00	\$8,663.40	\$8,677.60	\$14.20
059	PARKS	\$0.00	\$44.53	\$44.53	\$0.00
060	CRIME VICTIMS COMP.	\$0.00	\$29,433.68	\$43,229.33	\$13,795.65
061	OJP	\$0.00	\$28,983.42	\$29,055.20	\$71.78
062	CHAP	\$0.00	\$42,016.71	\$29,935.29	(\$12,081.42)
063	TAIP/CSC GRANT	\$0.00	\$133,631.24	\$123,936.39	(\$9,694.85)
064	D.T.P.	\$0.00	\$46,757.30	\$41,121.48	(\$5,635.82)
065	ADULT PROBATION	\$0.00	\$301,333.02	\$222,229.82	(\$79,103.20)
066	CRT RESIDENTIAL TRMT	\$0.00	\$362,664.79	\$262,709.30	(\$99,955.49)
067	COMM CORRECTION PRGM	\$0.00	\$88,918.58	\$56,904.98	(\$32,013.60)
068	ARREST FEES	\$0.00	\$4,332.43	\$6,417.35	\$2,084.92
069	TRAFFIC	\$0.00	\$0.00	\$0.00	\$0.00
070	JUSTICE EDUCATION	\$0.00	\$2,902.62	\$4,297.92	\$1,395.30
071	STATE & MUNICIPAL FEES	\$0.00	\$26,467.63	\$35,272.70	\$8,805.07

TOM GREEN COUNTY TR

#	FUND	December-00 SECURITIES	November-00 TOTAL	December-00 TOTAL	Difference
072	CONSOL. CRT COST	\$0.00	\$34,918.69	\$51,229.54	\$16,310.85
073	GRAFFITI	\$0.00	\$90.35	\$90.35	\$0.00
074	TIME PAYMENTS	\$0.00	\$5,280.41	\$4,851.09	(\$429.32)
075	V.C.S.O.	\$0.00	\$4,316.93	\$4,386.27	\$69.34
076	EMPLOYEE ENRICH	\$0.00	\$1,837.74	\$1,882.72	\$44.98
077	FUGITIVE	\$0.00	\$7,636.75	\$11,272.36	\$3,635.61
078	INDIGENT	\$0.00	\$2,622.11	\$3,645.83	\$1,023.72
079	JCD	\$0.00	\$389.08	\$573.02	\$183.94
080	BOND FEES	\$0.00	\$30.52	\$42.60	\$12.08
081	TCDP	\$0.00	\$0.00	\$0.00	\$0.00
082	JUDICIAL	\$0.00	\$3,500.44	\$4,025.30	\$524.86
083	JUVENILE FACILITY	\$0.00	\$0.00	\$0.00	\$0.00
084	JDF	\$0.00	\$160,819.05	\$36,975.25	(\$123,843.80)
085	TXPC	\$0.00	\$445,052.06	\$460,174.77	\$15,122.71
086	TJP-TGC	\$0.00	\$32,193.73	(\$796.64)	(\$32,990.37)
087	TJP-DISC	\$0.00	(\$876.99)	\$37,670.41	\$38,547.40
088	CHILD TRUST	\$0.00	\$1,349.14	\$1,336.64	(\$12.50)
089	INFPS	\$0.00	\$60,588.26	\$63,711.94	\$3,123.68
090	REG/PROG.SANC	\$0.00	\$120.05	\$62,170.68	\$62,050.63
091	TJP-COKE	\$0.00	\$9,821.40	\$13,345.30	\$3,523.90
092	CCP ASSISTANCE	\$0.00	\$76,260.28	\$77,770.37	\$1,510.09
093	NRP	\$0.00	\$36,896.60	\$37,094.96	\$198.36
094	EFTPS	\$0.00	\$0.00	\$0.00	\$0.00
095	PAYROLL	\$0.00	(\$623.44)	\$1,541.83	\$2,165.27
096	C@L EXCESS	\$0.00	\$91.90	\$91.90	\$0.00
097	LEOSE/Sheriff	\$0.00	\$7,639.49	\$7,205.00	(\$434.49)
099	98IS	\$0.00	\$139,689.68	\$246,008.65	\$106,318.97
101	98 TAX IS	\$0.00	\$19,155.97	\$30,787.75	\$11,631.78
102	Const 1 LEOSE	\$0.00	\$1,411.73	\$1,411.73	\$0.00
103	Const 2 LEOSE	\$0.00	\$69.72	\$69.72	\$0.00
104	Const 3 LEOSE	\$0.00	\$1,857.98	\$1,857.98	\$0.00
105	Const 4 LEOSE	\$0.00	\$1,824.35	\$1,824.35	\$0.00
106	Justice Courts	\$0.00	\$12,891.84	\$14,045.34	\$1,153.50
107	Gates Training	\$0.00	\$3,015.30	\$3,015.30	\$0.00
108	Gates Public	\$0.00	\$30,477.72	\$5,083.72	(\$25,394.00)
TOTAL		\$1,986,178.88	\$11,983,933.07	<del>REF: 12,171,627.20</del>	<del>REF: 1,187,694.13</del>
			\$11,983,933.07	\$12,171,627.20	1,187,694.13

## *Texas State Bank*

- 1) *Collateral Statement*
- 2) *Treasurer Daily Balance*



Pledged Securities Listing

December 31, 2000

Texas State Bank

San Angelo  
TX

Safeskeeping  
Location

ID	Rcpt	Location	Cesip	Par Description	Cpn	Maturity	Moody	S&P	Flis	Book	Market	Gain(Loss)
66	xxx	T.1B.	31354FAD3	2,000,000.00 FHMA CC 911100	6.49	08/11/2002	AAA	Aaa	AFS	2,000,000.00	2,000,200.00	200.00
72	xxx	T.1B.	31354FD24	1,000,000.00 FHMA CC 101000	6.31	05/05/2003	Aaa	Aaa	AFS	1,000,000.00	999,200.00	-800.00
84	xxx	T.1B.	3134ADRR5	1,000,000.00 FHMA CC 126100	6.55	12/05/2005	Aaa	NR	AFS	1,000,003.92	996,250.00	-3,753.92
86	xxx	T.1B.	31354CNU8	1,000,000.00 FHMA ONE TIME CML	7.80	10/25/2006	Aaa	NR	AFS	1,000,210.79	1,000,300.00	88.21
8	xxx	T.1B.	31354OE28	58,231.90 FHMA COPI 46053	6.89	03/01/2017	NR	NR	AFS	59,353.94	59,271.19	-82.75
1	xxx	T.1B.	31340CD80	68,537.15 FHMA COPI 141818	9.50	09/01/2017	NR	NR	AFS	68,137.15	69,344.35	2,207.20
13	xxx	T.1B.	31352DP25	41,808.51 FHMA COPI 58040	6.81	08/01/2017	NR	NR	AFS	42,132.44	41,872.22	-260.22
17	xxx	T.1B.	31352R856	82,380.57 FHMA COPI 68437	6.23	07/01/2018	NR	NR	AFS	83,113.39	82,490.96	-622.43
										5,269,052.27	5,269,928.73	876.46

Texas State Bank  
San Angelo  
TX

Pledged Securities Listing  
November 30, 2000

7

P. 01

ID	Rcpt	Safekeeping Location	Cusip	Par	Description	Cpn	Maturity	Moody	S&P	F115	Book	Market	Gain/(Loss)
----	------	----------------------	-------	-----	-------------	-----	----------	-------	-----	------	------	--------	-------------

5403-Tom Green County

65	xxx	T.I.B.	31354FAD3	2,000,000.00	FNMA CC 9/11/00	6.49	09/11/2002			AFS	2,000,000.00	1,994,200.00	-5,800.00
72	xxx	T.I.B.	31364FD24	1,000,000.00	FNMA CC 10/30/00	6.31	05/05/2003			AFS	1,000,000.00	993,100.00	-8,900.00
84	xxx	T.I.B.	3134AORR5	1,000,000.00	FHLMC CC 12/5/00	6.65	12/05/2005	Aaa	NR	AFS	1,000,064.00	983,130.00	-16,934.00
85	xxx	T.I.B.	31364CNU8	1,000,000.00	FNMA-CNE TIME CALL	7.03	10/25/2006	Aaa	NR	AFS	1,010,140.06	999,200.00	-10,940.06
8	xxx	T.I.B.	313510E29	60,520.85	FNMA #46053 COFI 46053	6.09	03/01/2017	NR	NR	HTM	61,286.58	59,967.06	-1,319.52
1	xxx	T.I.B.	31340CDE0	65,678.85	FHLMC #141898 141898	9.50	08/01/2017	NR	NR	HTM	66,678.85	63,492.03	-2,813.18
13	xxx	T.I.B.	31362DPZ5	41,914.17	FNMA #58040 COFI 58040	5.81	08/01/2017	NR	NR	HTM	42,438.45	41,786.75	-651.70
17	xxx	T.I.B.	31352RBE6	83,244.10	FNMA #68437 COFI 68437	6.23	07/01/2018	NR	NR	HTM	84,066.65	82,514.05	-1,572.61
				5,252,357.97							5,265,694.60	5,223,409.89	-41,684.71

FAX NO. 915942/011

JAN-12-01 11:14 AM TEXAS STATE BANK  
VOL. 70 PAGE 146

Other Reports

NIC Planning Systems

Report Set Page #

105

DAILY BALANCE						
BANK CODE					GENO	GENO
BANK ACCT	DAILY	DAILY			490202	490202
DATE	DEPOSITS	EXPENDITURES	All Funds	Total From Fund	General (01)	F/M1&3(05)
BAI Fwd	\$0.00	\$0.00	\$11,983,933.07	\$11,983,933.07	\$149,238.13	\$4,990.61
01-Dec-00	\$1,210.78	\$0.00	\$11,985,143.85	\$11,985,143.85	\$149,928.13	\$5,209.84
04-Dec-00	\$11,435.45	\$280,798.74	\$11,715,780.56	\$11,715,780.56	(\$48,764.94)	(\$993.63)
05-Dec-00	\$131,418.99	\$0.00	\$11,847,199.55	\$11,847,199.55	(\$37,861.39)	\$9,464.26
06-Dec-00	\$39,833.95	\$73,712.42	\$11,813,321.08	\$11,813,321.08	(\$19,899.84)	\$12,613.07
07-Dec-00	\$151,698.41	(\$1,652.12)	\$11,966,671.61	\$11,966,671.61	\$57,918.95	\$33,131.22
08-Dec-00	\$313,348.27	\$60.00	\$12,279,959.88	\$12,279,959.88	\$369,409.50	\$33,131.22
Dec11-12	\$77,776.06	\$508,868.36	\$11,848,867.58	\$11,848,867.58	\$609.71	\$240.95
Dec 13, 14, 15	\$453,510.58	\$639,978.04	\$11,662,400.12	\$11,662,400.12	(\$97,722.11)	\$34,776.89
18-Dec-00	\$22,598.92	\$585.25	\$11,684,413.79	\$11,684,413.79	(\$84,366.32)	\$34,778.00
19-Dec-00	\$43,530.01	\$257,238.64	\$11,470,705.16	\$11,470,705.16	\$19,029.94	\$32,712.17
20-Dec-00	\$11,543.63	\$49,240.32	\$11,433,008.47	\$11,433,008.47	\$25,889.70	\$32,712.17
21-Dec-00	\$519,375.75	\$703.57	\$11,951,680.65	\$11,951,680.65	\$457,432.52	\$32,751.88
22-Dec-00	\$171,216.18	\$0.00	\$12,122,896.83	\$12,122,896.83	\$535,251.74	\$32,751.88
27-Dec-00	\$85,579.24	\$869,354.45	\$11,339,121.62	\$11,339,121.62	\$2,956.63	\$19,826.93
28-Dec-00	\$144,168.58	\$391.10	\$11,482,899.10	\$11,482,899.10	\$6,729.22	\$19,826.93
29-Dec-00	\$649,114.84	\$0.00	\$12,132,013.94	\$12,132,013.94	\$534,192.11	\$19,826.93
30-Dec-00	\$39,613.26	\$0.00	\$12,171,627.20	\$12,171,627.20	\$554,826.04	\$19,849.10

DAILY BALANCE					(FM/MBIA)	
BANK CODE	GENO	CHEC	ESFI	CAFE	GENO	GENO
BANK ACCT	490202	423890	490229	490628	490202	424846
DATE	F/M2&4(06)	CHEK - E.S.F.I. (07)	E.S.F.I. (08)	Cafeteria (09)	CLL (10)	ZP-CAFE (11)
BAI Fwd	\$2,465.81	\$300.00	\$158,322.42	\$5,645.55	\$1,017.84	\$2,500.00
01-Dec-00	\$2,685.05	\$300.00	\$158,322.42	\$5,645.55	\$1,017.84	\$2,500.00
04-Dec-00	(\$9,177.76)	\$300.00	\$158,322.42	\$5,492.55	(\$136.32)	\$2,500.00
05-Dec-00	\$1,497.53	\$300.00	\$158,322.67	\$5,492.55	(\$121.76)	\$2,500.00
06-Dec-00	\$4,646.34	\$392.51	\$83,655.56	\$4,032.23	\$298.24	\$2,500.00
07-Dec-00	\$4,658.82	\$392.51	\$83,655.56	\$4,032.23	\$788.24	\$2,500.00
08-Dec-00	\$4,658.82	\$300.00	\$83,748.07	\$4,032.23	\$788.24	\$2,500.00
Dec11-12	\$552.88	\$300.00	\$83,748.07	\$4,032.23	\$26.04	\$2,500.00
Dec 13, 14, 15	\$33,319.02	\$300.00	\$79,738.01	\$6,267.63	\$959.91	\$2,500.00
18-Dec-00	\$33,319.02	\$300.00	\$79,738.01	\$6,267.63	\$994.91	\$2,500.00
19-Dec-00	\$37,226.45	\$300.00	\$79,738.01	\$6,267.63	\$1,834.91	\$2,500.00
20-Dec-00	\$37,226.45	\$300.00	\$30,497.69	\$6,267.63	\$1,834.91	\$2,500.00
21-Dec-00	\$37,226.45	\$300.00	\$30,497.69	\$5,027.59	\$1,834.91	\$2,500.00
22-Dec-00	\$37,226.45	\$300.00	\$30,497.69	\$5,027.59	\$1,834.91	\$2,500.00
27-Dec-00	\$22,222.77	\$300.00	\$30,722.80	\$5,027.59	\$2,158.23	\$2,500.00
28-Dec-00	\$22,222.77	\$300.00	\$167,291.14	\$7,301.49	\$2,228.23	\$2,500.00
29-Dec-00	\$22,222.77	\$300.00	\$167,291.14	\$7,301.49	\$2,263.23	\$2,500.00
30-Dec-00	\$22,246.04	\$300.00	\$167,291.14	\$7,301.49	\$2,333.23	\$2,500.00

DAILY BALANCE (FM)						
BANK CODE	GENO	GENO	GENO	GENO	GENO	GENO
BANK ACCT	490202	490202	490202	490202	490202	490202
DATE	Hughes (14)	Libr Donations (1	DCRM (17)	CCSEC (18)	CCRM (19)	Lib. Misc. (20)
BAI Fwd	\$237.68	\$610.15	(\$570.85)	\$2,350.38	\$2,321.76	\$1,383.96
01-Dec-00	\$237.68	\$610.15	(\$570.85)	\$2,350.38	\$2,321.76	\$1,383.96
04-Dec-00	\$237.68	\$610.15	(\$570.85)	\$2,292.24	\$2,352.02	(\$68.58)
05-Dec-00	\$325.83	\$611.89	(\$562.50)	\$2,330.62	\$2,354.21	\$247.88
06-Dec-00	\$325.83	\$611.89	(\$464.50)	\$2,390.62	\$2,354.21	\$383.78
07-Dec-00	\$325.83	\$611.89	(\$464.50)	\$2,854.32	\$2,639.74	\$383.78
08-Dec-00	\$325.83	\$611.89	(\$464.50)	\$2,854.32	\$2,639.74	\$455.38
Dec11-12	\$325.83	\$374.36	\$35.50	\$45.17	\$171.76	\$48.15
Dec 13, 14, 15	\$325.83	\$474.36	\$665.98	\$782.61	\$385.86	\$228.64
18-Dec-00	\$325.83	\$474.36	\$665.98	\$1,138.83	\$477.49	\$311.09
19-Dec-00	\$325.83	\$533.15	\$780.98	\$1,055.45	\$691.08	\$385.01
20-Dec-00	\$325.83	\$533.15	\$780.98	\$1,198.39	\$691.08	\$497.02
21-Dec-00	\$325.83	\$533.15	\$780.98	\$1,204.39	\$691.08	\$572.32
22-Dec-00	\$325.83	\$533.15	\$780.98	\$1,353.33	\$691.30	\$790.07
27-Dec-00	\$325.83	\$533.15	\$780.98	\$2,249.93	\$1,010.41	\$790.07
28-Dec-00	\$325.83	\$533.15	\$780.98	\$2,321.90	\$1,082.06	\$890.52
29-Dec-00	\$325.83	\$533.15	\$780.98	\$2,444.17	\$1,232.18	\$1,215.73
30-Dec-00	\$325.83	\$533.15	\$780.98	\$2,803.59	\$1,292.73	\$1,418.03

DAILY BALANCE		(FM)				
BANK CODE	GENO	GENO	92IS	93IS	GENO	94CONSTR
BANK ACCT	490202	490202	412422	412430	490202	412201
DATE	CIP (21)	Bates Fund (22)	92 CERT.I & S (23)	93 CERT.I&S (24)	GLP (25)	94 CONSTR(26)
BAI Fwd	\$428.31	\$153.77	\$5,594.33	\$1,591.78	\$455.57	\$856.61
01-Dec-00	\$428.31	\$153.77	\$5,594.33	\$1,591.78	\$455.57	\$856.61
04-Dec-00	\$428.31	\$153.77	\$5,594.33	\$1,591.78	\$455.57	\$856.61
05-Dec-00	\$428.31	\$170.15	\$5,594.33	\$1,591.78	\$455.71	\$856.61
06-Dec-00	\$428.31	\$170.15	\$343.80	\$303.93	\$455.71	\$1,058.04
07-Dec-00	\$428.31	\$170.15	\$3,823.46	\$975.73	\$455.71	\$1,058.04
08-Dec-00	\$428.31	\$170.15	\$3,823.46	\$975.73	\$455.71	\$1,058.04
Dec11-12	\$428.31	\$170.15	\$323.46	\$475.73	\$455.71	\$1,058.04
Dec 13, 14, 15	\$428.31	\$170.15	\$13,362.07	\$3,207.90	\$455.71	\$1,058.04
18-Dec-00	\$428.31	\$170.15	\$13,362.07	\$3,207.90	\$455.71	\$1,058.04
19-Dec-00	\$428.31	\$170.15	\$13,362.07	\$3,207.90	\$455.71	\$1,058.04
20-Dec-00	\$428.31	\$170.15	\$13,362.07	\$3,207.90	\$455.71	\$1,058.04
21-Dec-00	\$428.31	\$170.15	\$28,366.25	\$6,351.94	\$455.71	\$1,058.04
22-Dec-00	\$428.31	\$170.15	\$28,366.25	\$6,351.94	\$455.71	\$1,058.04
27-Dec-00	\$428.31	\$170.15	\$28,366.25	\$6,351.94	\$455.71	\$1,058.04
28-Dec-00	\$428.31	\$170.15	\$28,366.25	\$6,351.94	\$455.71	\$1,058.04
29-Dec-00	\$428.31	\$170.15	\$49,370.96	\$10,753.36	\$455.71	\$1,058.04
30-Dec-00	\$428.31	\$170.15	\$37,883.33	\$10,753.36	\$455.71	\$1,058.04

## DAILY BALANCE

BANK CODE	DSF	C093	GENO	GENO	SO	GENO
BANK ACCT		411302	490202	490202	490334	490202
DATE	DISASTER(27)	93-A I & S (28)	CO. Clk. Pres. (30)	UNINS. MTRST (31)	Sheriff Bond (32)	CJP (35)

BAI Fwd	\$0.25	\$1,197.92	\$2,365.25	\$5.99	\$10,700.00	\$289.45
01-Dec-00	\$0.25	\$1,197.92	\$2,365.25	\$5.99	\$10,700.00	\$289.45
04-Dec-00	\$0.25	\$1,197.92	\$2,725.25	\$5.99	\$11,200.00	\$289.45
05-Dec-00	\$0.25	\$1,197.92	\$2,740.13	\$5.99	\$11,200.00	\$294.45
06-Dec-00	\$0.25	\$202.34	\$2,740.13	\$5.99	\$11,200.00	\$294.45
07-Dec-00	\$0.25	\$363.11	\$3,955.13	\$5.99	\$11,200.00	\$294.45
08-Dec-00	\$0.25	\$363.11	\$3,955.13	\$5.99	\$11,200.00	\$294.45
Dec11-12	\$0.25	\$363.11	\$9.13	\$5.99	\$11,200.00	\$307.17
Dec 13, 14, 15	\$0.25	\$905.38	\$719.13	\$5.99	\$11,200.00	\$357.64
18-Dec-00	\$0.25	\$905.38	\$1,049.13	\$5.99	\$10,200.00	\$362.64
19-Dec-00	\$0.25	\$905.38	\$5,049.51	\$5.99	\$13,200.00	\$363.23
20-Dec-00	\$0.25	\$905.38	\$5,049.51	\$5.99	\$13,200.00	\$363.23
21-Dec-00	\$0.25	\$1,529.40	\$5,049.51	\$5.99	\$13,200.00	\$363.23
22-Dec-00	\$0.25	\$1,529.40	\$5,049.51	\$5.99	\$13,200.00	\$363.23
27-Dec-00	\$0.25	\$1,529.40	\$6,594.51	\$5.99	\$13,200.00	\$368.19
28-Dec-00	\$0.25	\$1,529.40	\$6,874.51	\$5.99	\$13,200.00	\$368.19
29-Dec-00	\$0.25	\$2,402.98	\$7,354.51	\$5.99	\$13,200.00	\$368.19
30-Dec-00	\$0.25	\$2,402.98	\$7,894.51	\$5.99	\$13,200.00	\$375.88

## DAILY BALANCE

BANK CODE	GENO	GENO	GENO	94IS	GENO	GENO
BANK ACCT	490202	490202	490202	412732	490202	490202
DATE	Fin. Resp. (36)	Comp Rehab (37)	Wastewater (38)	94 CERT.I&S (39)	LEOA (40)	reath Alcohol (4
BAI Fwd	\$176.03	\$93.01	\$816.17	\$2,063.51	\$35.88	\$86.62
01-Dec-00	\$176.03	\$93.01	\$816.17	\$2,063.51	\$35.88	\$86.62
04-Dec-00	\$176.03	\$93.01	\$816.17	\$2,063.51	\$35.88	\$86.62
05-Dec-00	\$176.03	\$93.01	\$816.17	\$2,063.51	\$36.88	\$86.62
06-Dec-00	\$176.03	\$93.01	\$816.17	\$279.28	\$36.88	\$86.62
07-Dec-00	\$176.03	\$93.01	\$816.17	\$1,380.78	\$36.88	\$86.62
08-Dec-00	\$176.03	\$93.01	\$816.17	\$1,380.78	\$36.88	\$86.62
Dec11-12	\$176.03	\$93.01	\$816.17	\$380.78	\$38.65	\$86.62
Dec 13, 14, 15	\$284.65	\$127.01	\$816.17	\$4,599.82	\$43.69	\$136.92
18-Dec-00	\$284.65	\$127.01	\$816.17	\$4,599.82	\$44.69	\$136.92
19-Dec-00	\$284.65	\$127.01	\$816.17	\$4,599.82	\$44.75	\$136.92
20-Dec-00	\$284.65	\$127.01	\$816.17	\$4,599.82	\$44.75	\$136.92
21-Dec-00	\$284.65	\$127.01	\$816.17	\$9,454.87	\$44.75	\$136.92
22-Dec-00	\$284.65	\$127.01	\$816.17	\$9,454.87	\$44.75	\$136.92
27-Dec-00	\$284.65	\$127.01	\$816.17	\$9,454.87	\$45.24	\$136.92
28-Dec-00	\$284.65	\$127.01	\$816.17	\$9,454.87	\$45.24	\$136.92
29-Dec-00	\$284.65	\$127.01	\$816.17	\$16,251.58	\$45.24	\$136.92
30-Dec-00	\$284.65	\$127.01	\$816.17	\$16,251.58	\$46.40	\$136.92



DAILY BALANCE

BANK CODE	GENO	GENO	94GNOB	GENO	GENO	GENO
BANK ACCT	490202	490202	412740	490202	490202	490202
DATE	L.E.M.I. (42)	M.C.C. (43)	94 GNOB (44)	County Atty (45)	LEOCE (46)	JURY (47)
BAI Fwd	\$18.28	\$68.93	\$9,595.02	\$9,424.04	\$49.69	\$1.00
01-Dec-00	\$18.28	\$68.93	\$9,595.02	\$9,424.04	\$49.69	\$1.00
04-Dec-00	\$18.28	\$68.93	\$9,595.02	\$9,290.75	\$49.69	\$1.00
05-Dec-00	\$18.78	\$71.43	\$9,595.02	\$9,290.75	\$51.69	\$1.00
06-Dec-00	\$18.78	\$71.43	\$373.06	\$9,802.42	\$51.69	\$1.00
07-Dec-00	\$18.78	\$71.43	\$6,125.85	\$9,802.42	\$51.69	\$1.00
08-Dec-00	\$18.78	\$71.43	\$6,125.85	\$10,944.00	\$51.69	\$1.00
Dec11-12	\$19.67	\$75.85	\$125.85	\$10,773.40	\$55.23	\$1.00
Dec 13, 14, 15	\$22.33	\$82.15	\$22,611.27	\$7,975.40	\$62.93	\$1.00
18-Dec-00	\$22.83	\$84.65	\$22,611.27	\$7,975.40	\$64.93	\$1.00
19-Dec-00	\$22.86	\$84.80	\$22,611.27	\$7,975.40	\$65.05	\$1.00
20-Dec-00	\$22.86	\$84.80	\$22,611.27	\$7,975.40	\$65.05	\$1.00
21-Dec-00	\$22.86	\$84.80	\$48,486.36	\$8,820.34	\$65.05	\$1.00
22-Dec-00	\$22.86	\$84.80	\$48,486.36	\$8,820.34	\$65.05	\$1.00
27-Dec-00	\$23.10	\$86.03	\$48,486.36	\$6,147.01	\$66.04	\$1.00
28-Dec-00	\$23.10	\$86.03	\$48,486.36	\$6,147.01	\$66.04	\$1.00
29-Dec-00	\$23.10	\$86.03	\$84,709.54	\$6,437.01	\$66.04	\$1.00
30-Dec-00	\$23.73	\$89.22	\$84,709.54	\$7,688.26	\$68.48	\$1.00

## DAILY BALANCE

BANK CODE	GENO	GENO	GENO	GENO	51ST	95CONSTR
BANK ACCT	490202	490202	490202	490202	425060	416312
DATE	Elections (48)	JE/CO. Judge (49)	51st DA CPFA (50)	LAT RDS (51)	51ST DA SPEC (52)	95 CONST (53)

BAI Fwd	\$15,164.85	\$1,678.64	\$482.65	\$20,237.84	\$8,487.75	\$150,492.17
01-Dec-00	\$15,164.85	\$1,678.64	\$482.65	\$20,237.84	\$8,487.75	\$150,492.17
04-Dec-00	\$15,164.85	\$1,629.97	\$482.65	\$20,237.84	\$8,487.75	\$148,897.61
05-Dec-00	\$15,164.85	\$1,629.97	\$482.65	\$20,237.84	\$8,487.75	\$157,890.56
06-Dec-00	\$15,164.85	\$1,629.97	\$482.65	\$20,237.84	\$8,487.75	\$158,841.77
07-Dec-00	\$15,164.85	\$1,679.97	\$482.65	\$20,237.84	\$8,487.75	\$158,841.77
08-Dec-00	\$15,164.85	\$1,679.97	\$952.65	\$20,237.84	\$8,487.75	\$158,841.77
Dec11-12	\$15,164.85	\$1,709.97	\$788.17	\$20,237.84	\$8,501.67	\$51,987.32
Dec 13, 14, 15	\$15,164.85	\$1,724.97	\$788.17	\$20,237.84	\$8,501.67	\$51,987.32
18-Dec-00	\$15,164.85	\$1,724.97	\$788.17	\$20,237.84	\$8,501.67	\$55,296.94
19-Dec-00	\$15,164.85	\$1,739.97	\$788.17	\$20,237.84	\$8,501.67	\$30,575.84
20-Dec-00	\$15,164.85	\$1,739.97	\$788.17	\$20,237.84	\$8,501.67	\$30,575.84
21-Dec-00	\$15,164.85	\$1,739.97	\$788.17	\$20,237.84	\$8,501.67	\$31,869.64
22-Dec-00	\$15,164.85	\$1,739.97	\$788.17	\$20,237.84	\$8,501.67	\$31,869.64
27-Dec-00	\$15,164.85	\$1,774.97	\$788.17	\$20,237.84	\$8,501.67	\$49,434.71
28-Dec-00	\$15,164.85	\$1,774.97	\$788.17	\$20,237.84	\$8,501.67	\$49,434.71
29-Dec-00	\$15,164.85	\$1,779.97	\$788.17	\$20,237.84	\$8,501.67	\$49,434.71
30-Dec-00	\$15,164.85	\$1,779.97	\$788.17	\$20,237.84	\$8,501.67	\$49,434.71

DAILY BALANCE

BANK CODE	95 I&S	GENO	LAMB	DPS	119	GENO
BANK ACCT	416320	490202	406630	407860	424994	490202
DATE	95 I&S (54)	119th DA CPFA (55	Ranchers Lamb (056	119th DA/DPS (57	119TH DA/SPEC (58)	PARKS(59)
BAI Fwd	\$819.71	\$3,925.85	\$0.00	\$3,513.07	\$8,663.40	\$44.53
01-Dec-00	\$819.71	\$3,925.85	\$0.00	\$3,513.07	\$8,663.40	\$44.53
04-Dec-00	\$819.71	\$3,750.85	\$0.00	\$3,513.07	\$8,663.40	\$44.53
05-Dec-00	\$819.71	\$3,750.85	\$0.00	\$3,513.07	\$8,663.40	\$44.53
06-Dec-00	\$328.50	\$3,750.85	\$0.00	\$3,513.07	\$8,677.60	\$44.53
07-Dec-00	\$839.95	\$3,750.85	\$0.00	\$3,513.07	\$8,677.60	\$44.53
08-Dec-00	\$839.95	\$3,750.85	\$0.00	\$3,513.07	\$8,677.60	\$44.53
Dec11-12	\$839.95	\$3,586.38	\$0.00	\$3,513.07	\$8,677.60	\$44.53
Dec 13, 14, 15	\$2,165.22	\$3,586.38	\$0.00	\$3,513.07	\$8,677.60	\$44.53
18-Dec-00	\$2,165.22	\$3,586.38	\$0.00	\$3,513.07	\$8,677.60	\$44.53
19-Dec-00	\$2,165.22	\$3,586.38	\$0.00	\$3,513.07	\$8,677.60	\$44.53
20-Dec-00	\$2,165.22	\$3,586.38	\$0.00	\$3,513.07	\$8,677.60	\$44.53
21-Dec-00	\$3,690.27	\$3,586.38	\$0.00	\$3,513.07	\$8,677.60	\$44.53
22-Dec-00	\$3,690.27	\$3,586.38	\$0.00	\$3,513.07	\$8,677.60	\$44.53
27-Dec-00	\$3,690.27	\$3,586.38	\$0.00	\$3,513.07	\$8,677.60	\$44.53
28-Dec-00	\$3,690.27	\$3,586.38	\$0.00	\$3,513.07	\$8,677.60	\$44.53
29-Dec-00	\$5,825.23	\$3,586.38	\$0.00	\$3,513.07	\$8,677.60	\$44.53
30-Dec-00	\$5,825.23	\$3,586.38	\$0.00	\$3,513.07	\$8,677.60	\$44.53

DAILY BALANCE

BANK CODE	GENO	GENO	TRAG	TRAG	TRAG	TRAG
BANK ACCT	490202	490202	490210	490210	490210	490210
DATE	CVCA (60)	OJP(061)	CHAP(62)	TAIP/CSC GRANT (63)	DTP (64)	DAP (65)
BAI Fwd	\$5,233.68	\$83.42	\$42,016.71	\$133,631.24	\$46,757.30	\$301,333.02
01-Dec-00	\$5,233.68	\$83.42	\$42,016.71	\$133,631.24	\$46,757.30	\$301,333.02
04-Dec-00	\$5,529.65	\$83.42	\$41,758.73	\$133,631.24	\$46,757.30	\$293,438.73
05-Dec-00	\$5,619.65	\$83.42	\$42,598.73	\$134,649.29	\$46,757.30	\$380,372.36
06-Dec-00	\$5,619.65	\$83.42	\$43,028.78	\$135,083.39	\$46,932.51	\$381,116.17
07-Dec-00	\$6,764.14	\$83.42	\$43,286.76	\$135,083.39	\$46,932.51	\$381,457.17
08-Dec-00	\$6,764.14	\$83.42	\$43,286.76	\$135,083.39	\$46,932.51	\$381,457.17
Dec11-12	\$45.01	\$83.42	\$42,544.35	\$135,083.39	\$46,423.73	\$373,593.02
Dec 13, 14, 15	\$2,816.61	\$83.42	\$37,717.65	\$132,708.43	\$44,557.70	\$304,328.05
18-Dec-00	\$4,356.94	\$83.42	\$37,717.65	\$132,708.43	\$44,557.70	\$304,326.94
19-Dec-00	\$4,967.37	\$83.42	\$36,463.65	\$127,508.43	\$44,515.47	\$301,335.87
20-Dec-00	\$5,682.03	\$83.42	\$36,463.65	\$127,508.43	\$44,515.47	\$301,335.87
21-Dec-00	\$5,712.03	\$83.42	\$36,463.65	\$127,508.43	\$44,515.47	\$302,132.01
22-Dec-00	\$6,457.02	\$83.42	\$36,463.65	\$127,508.43	\$44,515.47	\$302,132.01
27-Dec-00	\$7,888.24	\$83.42	\$30,286.80	\$124,928.53	\$41,587.29	\$220,401.17
28-Dec-00	\$8,004.80	\$83.42	\$30,286.80	\$124,928.53	\$41,587.29	\$220,401.17
29-Dec-00	\$8,276.28	\$83.42	\$30,286.80	\$124,928.53	\$41,587.29	\$220,401.17
30-Dec-00	\$9,571.62	\$83.42	\$29,935.29	\$123,936.39	\$41,121.48	\$222,229.82

DAILY BALANCE						
BANK CODE	TRAG	TRAG	GENO	GENO	GENO	GENO
BANK ACCT	490210	490210	490202	490202	490202	490202
DATE	CRTC (66)	CCP (67)	Arrest Fees (68)	Traffic(69)	Justice Ed (70)	MUNICIPAL FEES (71)
BAI Fwd	\$362,664.79	\$88,918.58	\$1,332.43	\$0.00	\$902.62	\$4,467.63
01-Dec-00	\$362,747.10	\$88,918.58	\$1,332.43	\$0.00	\$902.62	\$4,467.63
04-Dec-00	\$347,818.04	\$88,302.97	\$1,389.43	\$0.00	\$937.15	\$4,713.08
05-Dec-00	\$348,756.54	\$88,302.97	\$1,409.43	\$0.00	\$948.15	\$4,749.08
06-Dec-00	\$350,273.51	\$88,439.56	\$1,409.43	\$0.00	\$948.15	\$13,466.96
07-Dec-00	\$350,485.81	\$88,570.52	\$1,574.78	\$0.00	\$1,055.92	\$14,420.53
08-Dec-00	\$350,564.06	\$88,570.52	\$1,574.78	\$0.00	\$1,055.92	\$14,420.53
Dec11-12	\$344,646.91	\$88,462.56	\$6.12	\$0.00	\$24.08	\$12.83
Dec 13, 14, 15	\$310,335.57	\$74,572.97	\$223.61	\$0.00	\$232.07	\$2,872.46
18-Dec-00	\$310,169.02	\$74,572.97	\$583.41	\$0.00	\$421.32	\$3,114.40
19-Dec-00	\$305,158.35	\$74,572.97	\$618.04	\$0.00	\$475.10	\$2,003.16
20-Dec-00	\$305,890.60	\$74,572.97	\$773.04	\$0.00	\$568.55	\$2,957.92
21-Dec-00	\$306,147.45	\$74,572.97	\$783.04	\$0.00	\$572.55	\$3,054.68
22-Dec-00	\$306,147.45	\$74,572.97	\$913.74	\$0.00	\$664.67	\$5,762.93
27-Dec-00	\$264,181.67	\$57,713.05	\$1,179.64	\$0.00	\$813.19	\$6,951.04
28-Dec-00	\$264,181.67	\$57,713.05	\$1,183.45	\$0.00	\$819.40	\$7,110.89
29-Dec-00	\$264,447.42	\$57,713.05	\$1,186.65	\$0.00	\$833.93	\$7,314.73
30-Dec-00	\$262,709.30	\$56,904.98	\$1,409.90	\$0.00	\$992.95	\$7,522.49

## DAILY BALANCE

BANK CODE	GENO	GENO	GENO	GENO	GENO
BANK ACCT	490202	490202	490202	490202	490202
DATE	CONSOL. CRT COST (72)	GRAFFITI (73)	TIME PAYMENTS (74)	V.S.C.O. (75)	EMPLOYEE ENRICH (76)
BAI Fwd	\$5,918.69	\$90.35	\$2,280.41	\$4,316.93	\$1,837.74
01-Dec-00	\$5,918.69	\$90.35	\$2,280.41	\$4,316.93	\$1,837.74
04-Dec-00	\$6,254.61	\$90.35	\$2,306.41	\$4,316.93	\$1,912.74
05-Dec-00	\$6,339.61	\$90.35	\$2,306.41	\$4,316.93	\$1,912.74
06-Dec-00	\$6,339.61	\$90.35	\$2,306.41	\$4,316.93	\$1,912.74
07-Dec-00	\$7,640.96	\$90.35	\$2,622.71	\$4,316.93	\$1,914.81
08-Dec-00	\$7,640.96	\$90.35	\$2,622.71	\$4,316.93	\$1,951.10
Dec11-12	\$40.68	\$90.35	\$19.86	\$4,272.93	\$1,863.22
Dec 13, 14, 15	\$4,212.61	\$90.35	\$1,145.66	\$4,245.06	\$1,913.22
18-Dec-00	\$5,942.75	\$90.35	\$1,686.58	\$4,444.14	\$1,993.12
19-Dec-00	\$6,695.30	\$90.35	\$735.33	\$4,444.14	\$1,882.72
20-Dec-00	\$7,505.28	\$90.35	\$837.57	\$4,444.14	\$1,882.72
21-Dec-00	\$7,539.28	\$90.35	\$837.57	\$4,444.14	\$1,882.72
22-Dec-00	\$8,383.66	\$90.35	\$962.56	\$4,444.14	\$1,882.72
27-Dec-00	\$9,675.65	\$90.35	\$1,580.68	\$4,386.27	\$1,882.72
28-Dec-00	\$9,808.81	\$90.35	\$1,624.70	\$4,386.27	\$1,882.72
29-Dec-00	\$10,118.99	\$90.35	\$1,770.21	\$4,386.27	\$1,882.72
30-Dec-00	\$11,560.17	\$90.35	\$2,346.30	\$4,386.27	\$1,882.72

## DAILY BALANCE

BANK CODE	GENO	GENO	GENO	GENO	GENO	
BANK ACCT	490202	490202	490202	490202	419923	490202
DATE	FUGITIVE (77)	Indigent(78)	JCD(79)	Bond Fees (80)	TDCP (81)	JUDICIAL(082)
BAI Fwd	\$2,136.75	\$722.11	\$389.08	\$30.52	\$0.00	\$3,500.44
01-Dec-00	\$2,136.75	\$722.11	\$389.08	\$30.52	\$0.00	\$3,500.44
04-Dec-00	\$2,224.73	\$729.11	\$393.47	\$30.52	\$0.00	\$3,500.44
05-Dec-00	\$2,249.73	\$729.11	\$394.72	\$30.52	\$0.00	\$3,500.44
06-Dec-00	\$2,249.73	\$857.11	\$394.72	\$30.52	\$0.00	\$3,500.44
07-Dec-00	\$2,545.84	\$943.11	\$409.49	\$30.52	\$0.00	\$3,500.44
08-Dec-00	\$2,545.84	\$943.11	\$409.49	\$30.52	\$0.00	\$3,500.44
Dec11-12	\$43.41	\$6.11	\$444.33	\$32.06	\$0.00	\$3,500.44
Dec 13, 14, 15	\$599.60	\$409.11	\$475.07	\$40.93	\$0.00	\$3,500.44
18-Dec-00	\$1,078.28	\$426.11	\$498.98	\$40.93	\$0.00	\$3,500.44
19-Dec-00	\$1,220.72	\$612.11	\$506.11	\$41.05	\$0.00	\$3,500.44
20-Dec-00	\$1,458.93	\$612.11	\$518.01	\$41.05	\$0.00	\$4,025.30
21-Dec-00	\$1,468.93	\$612.11	\$518.51	\$41.05	\$0.00	\$4,025.30
22-Dec-00	\$1,717.13	\$624.11	\$530.92	\$41.05	\$0.00	\$4,025.30
27-Dec-00	\$2,095.62	\$698.11	\$549.87	\$42.04	\$0.00	\$4,025.30
28-Dec-00	\$2,112.25	\$708.11	\$550.71	\$42.04	\$0.00	\$4,025.30
29-Dec-00	\$2,151.01	\$713.11	\$552.63	\$42.04	\$0.00	\$4,025.30
30-Dec-00	\$2,558.70	\$741.11	\$573.02	\$42.60	\$0.00	\$4,025.30

## DAILY BALANCE

BANK CODE	TRAG	TRAG	TRAG	TRAG	GENO	TRAG
BANK ACCT	490-210	490-210	490210	490210	490202	490210
DATE	JDF(84)	TXPC(85)	TGC/TJP (86)	TJP-DISC. (87)	Child Trust (88)	TJPC/PROG.SANC(89)
BAI Fwd	\$160,819.05	\$445,052.06	\$32,193.73	(\$876.99)	\$1,349.14	\$60,588.26
01-Dec-00	\$36,719.05	\$445,052.06	\$34,817.40	\$3,520.23	\$1,349.14	\$60,588.26
04-Dec-00	\$36,719.05	\$445,052.06	\$34,692.00	\$3,520.23	\$1,364.64	\$60,588.26
05-Dec-00	\$36,719.05	\$445,052.06	\$34,692.00	\$3,520.23	\$1,364.64	\$60,588.26
06-Dec-00	\$36,975.25	\$447,430.61	\$34,792.80	\$3,594.54	\$1,364.64	\$60,888.41
07-Dec-00	\$36,975.25	\$447,430.61	\$34,792.80	\$3,594.54	\$1,612.64	\$60,888.41
08-Dec-00	\$36,975.25	\$447,430.61	\$34,792.80	\$3,594.54	\$1,612.64	\$60,888.41
Dec11-12	\$36,975.25	\$446,830.12	\$1,614.30	\$3,594.54	\$1,752.14	\$60,871.91
Dec 13, 14, 15	\$36,975.25	\$443,784.67	(\$2,509.28)	\$2,353.99	\$1,891.64	\$59,510.44
18-Dec-00	\$36,975.25	\$443,784.67	(\$2,509.28)	\$2,353.99	\$1,922.64	\$59,510.44
19-Dec-00	\$36,975.25	\$442,926.19	(\$18,421.22)	\$2,353.99	\$685.64	\$59,510.44
20-Dec-00	\$36,975.25	\$442,926.19	(\$18,421.22)	\$2,353.99	\$685.64	\$59,510.44
21-Dec-00	\$36,975.25	\$442,926.19	(\$18,421.22)	\$2,353.99	\$685.64	\$59,510.44
22-Dec-00	\$36,975.25	\$451,409.19	\$4,441.78	\$22,176.99	\$685.64	\$65,343.44
27-Dec-00	\$36,975.25	\$456,110.23	(\$796.64)	\$20,666.41	\$1,026.64	\$63,711.94
28-Dec-00	\$36,975.25	\$456,110.23	(\$796.64)	\$20,666.41	\$1,104.14	\$63,711.94
29-Dec-00	\$36,975.25	\$456,110.23	(\$796.64)	\$20,666.41	\$1,290.14	\$63,711.94
30-Dec-00	\$36,975.25	\$460,174.77	(\$796.64)	\$37,670.41	\$1,336.64	\$63,711.94



DAILY BALANCE						
BANK CODE	TRAG	TRAG	TRAG	TRAG	EFTPS	PAYL
BANK ACCT	490210	490210	490210	490210	421448	490237
DATE	REG/PROG.SANC(90)	TJP-COKE (91)	CCP Assist (92)	NRP (93)	EFTPS(94)	Payroll (95)
BAI Fwd	\$120.05	\$9,821.40	\$76,260.28	\$36,896.60	\$0.00	(\$623.44)
01-Dec-00	\$117,199.16	\$9,821.40	\$76,260.28	\$36,896.60	\$0.00	(\$623.44)
04-Dec-00	\$117,199.16	\$9,096.16	\$76,260.28	\$36,896.60	\$0.00	(\$623.44)
05-Dec-00	\$117,199.16	\$9,096.16	\$76,260.28	\$36,896.60	\$0.00	(\$623.44)
06-Dec-00	\$117,199.79	\$9,140.05	\$76,638.41	\$37,094.96	\$0.00	(\$1,408.70)
07-Dec-00	\$117,199.79	\$9,265.29	\$76,638.41	\$37,094.96	\$0.00	(\$1,408.70)
08-Dec-00	\$117,199.79	\$9,265.29	\$76,638.41	\$37,094.96	\$0.00	(\$1,408.70)
Dec11-12	\$31,145.68	\$9,032.36	\$76,638.41	\$37,094.96	\$0.00	(\$1,253.70)
Dec 13, 14, 15	\$31,145.68	\$6,238.36	\$74,877.79	\$37,094.96	\$0.00	(\$1,440.45)
18-Dec-00	\$31,145.68	\$6,238.36	\$74,877.79	\$37,094.96	\$0.00	(\$1,440.45)
19-Dec-00	\$31,145.68	\$6,001.54	\$74,877.79	\$37,094.96	\$0.00	(\$1,359.45)
20-Dec-00	\$31,145.68	\$6,001.54	\$74,877.79	\$37,094.96	\$0.00	(\$1,359.45)
21-Dec-00	\$31,145.68	\$6,008.54	\$74,877.79	\$37,094.96	\$0.00	(\$1,359.45)
22-Dec-00	\$62,170.68	\$6,008.54	\$74,877.79	\$37,094.96	\$0.00	(\$1,359.45)
27-Dec-00	\$62,170.68	\$11,418.65	\$77,770.37	\$37,094.96	\$0.00	(\$1,359.45)
28-Dec-00	\$62,170.68	\$11,418.65	\$77,770.37	\$37,094.96	\$0.00	(\$1,359.45)
29-Dec-00	\$62,170.68	\$11,418.65	\$77,770.37	\$37,094.96	\$0.00	(\$1,359.45)
30-Dec-00	\$62,170.68	\$13,345.30	\$77,770.37	\$37,094.96	\$0.00	\$1,541.83

## DAILY BALANCE

BANK CODE	GENO	GENO	98IS	98TANIS	Geno	Geno
BANK ACCT	490202	490202	422037	422258	490202	490202
DATE	C@L EXCESS(096)	LEOSE/Sheriff(097)	98IS(099)	98 TAX IS (101)	Const 1 leose(102)	Const 2 leose(103)

BAI Fwd	\$91.90	\$39.49	\$10,689.68	\$1,655.97	\$1,411.73	\$69.72
01-Dec-00	\$91.90	\$39.49	\$10,689.68	\$1,655.97	\$1,411.73	\$69.72
04-Dec-00	\$91.90	\$39.49	\$10,689.68	\$1,655.97	\$1,411.73	\$69.72
05-Dec-00	\$91.90	\$39.49	\$10,689.68	\$1,655.97	\$1,411.73	\$69.72
06-Dec-00	\$91.90	\$39.49	\$292.28	\$261.23	\$1,411.73	\$69.72
07-Dec-00	\$91.90	\$39.49	\$6,527.97	\$902.82	\$1,411.73	\$69.72
08-Dec-00	\$91.90	\$39.49	\$6,527.97	\$902.82	\$1,411.73	\$69.72
Dec11-12	\$91.90	\$39.49	\$527.97	\$402.82	\$1,411.73	\$69.72
Dec 13, 14, 15	\$91.90	\$39.49	\$27,028.35	\$3,303.25	\$1,411.73	\$69.72
18-Dec-00	\$91.90	\$39.49	\$27,028.35	\$3,303.25	\$1,411.73	\$69.72
19-Dec-00	\$91.90	\$592.87	\$27,028.35	\$3,303.25	\$1,411.73	\$69.72
20-Dec-00	\$91.90	\$592.87	\$27,028.35	\$3,303.25	\$1,411.73	\$69.72
21-Dec-00	\$91.90	\$592.87	\$57,523.65	\$6,640.92	\$1,411.73	\$69.72
22-Dec-00	\$91.90	\$592.87	\$57,523.65	\$6,640.92	\$1,411.73	\$69.72
27-Dec-00	\$91.90	\$592.87	\$57,523.65	\$6,640.92	\$1,411.73	\$69.72
28-Dec-00	\$91.90	\$592.87	\$57,523.65	\$6,640.92	\$1,411.73	\$69.72
29-Dec-00	\$91.90	\$592.87	\$100,214.78	\$11,313.41	\$1,411.73	\$69.72
30-Dec-00	\$91.90	\$592.87	\$100,214.78	\$11,313.41	\$1,411.73	\$69.72

## DAILY BALANCE

BANK CODE	Geno	Geno	Geno	Geno	Geno	
BANK ACCT	490202	490202	490202	490202	490202	
DATE	Const 3 lease(104)	Const 4 lease(105)	Crt Trans Fee(106)	Gates Training(107)	Gates Public(108)	Flex Plan
BAI Fwd	\$1,857.98	\$1,824.35	\$891.84	\$3,015.30	\$30,477.72	\$131.60
01-Dec-00	\$1,857.98	\$1,824.35	\$891.84	\$3,015.30	\$30,477.72	\$131.60
04-Dec-00	\$1,857.98	\$1,824.35	\$923.84	\$3,015.30	\$5,083.72	\$131.60
05-Dec-00	\$1,857.98	\$1,824.35	\$933.84	\$3,015.30	\$5,083.72	\$0.00
06-Dec-00	\$1,857.98	\$1,824.35	\$933.84	\$3,015.30	\$5,083.72	\$0.00
07-Dec-00	\$1,857.98	\$1,824.35	\$1,013.38	\$3,015.30	\$5,083.72	\$0.00
08-Dec-00	\$1,857.98	\$1,824.35	\$1,013.38	\$3,015.30	\$5,083.72	\$0.00
Dec11-12	\$1,857.98	\$1,824.35	\$27.78	\$3,015.30	\$5,083.72	\$0.00
Dec 13, 14, 15	\$1,857.98	\$1,824.35	\$163.80	\$3,015.30	\$5,083.72	\$0.00
18-Dec-00	\$1,857.98	\$1,824.35	\$340.36	\$3,015.30	\$5,083.72	\$0.00
19-Dec-00	\$1,857.98	\$1,824.35	\$374.36	\$3,015.30	\$5,083.72	\$0.00
20-Dec-00	\$1,857.98	\$1,824.35	\$465.97	\$3,015.30	\$5,083.72	\$0.00
21-Dec-00	\$1,857.98	\$1,824.35	\$469.97	\$3,015.30	\$5,083.72	\$0.00
22-Dec-00	\$1,857.98	\$1,824.35	\$554.98	\$3,015.30	\$5,083.72	\$0.00
27-Dec-00	\$1,857.98	\$1,824.35	\$678.54	\$3,015.30	\$5,083.72	\$0.00
28-Dec-00	\$1,857.98	\$1,824.35	\$678.54	\$3,015.30	\$5,083.72	\$0.00
29-Dec-00	\$1,857.98	\$1,824.35	\$678.54	\$3,015.30	\$5,083.72	\$0.00
30-Dec-00	\$1,857.98	\$1,824.35	\$826.18	\$3,015.30	\$5,083.72	\$0.00

DAILY BALANCE

BANK CODE

BANK ACCT

DATE	Securities	MBIA	Funds Management
BAI Fwd	\$1,986,178.88	\$5,550,076.28	\$1,974,964.74
01-Dec-00	\$1,986,178.88	\$5,550,076.28	\$1,974,964.74
04-Dec-00	\$1,986,178.88	\$5,550,076.28	\$1,974,964.74
05-Dec-00	\$1,986,178.88	\$5,550,076.28	\$1,974,964.74
06-Dec-00	\$1,986,178.88	\$5,550,076.28	\$2,006,064.74
07-Dec-00	\$1,986,178.88	\$5,568,715.91	\$2,015,583.94
08-Dec-00	\$1,986,178.88	\$5,568,715.91	\$2,015,583.94
Dec11-12	\$1,986,178.88	\$5,834,215.91	\$2,033,083.94
Dec 13, 14, 15	\$1,986,178.88	\$5,734,215.91	\$2,033,083.94
18-Dec-00	\$1,986,178.88	\$5,734,215.91	\$2,033,083.94
19-Dec-00	\$1,986,178.88	\$5,464,215.91	\$2,033,083.94
20-Dec-00	\$1,986,178.88	\$5,464,215.91	\$2,033,083.94
21-Dec-00	\$1,986,178.88	\$5,464,215.91	\$2,033,083.94
22-Dec-00	\$1,986,178.88	\$5,464,215.91	\$2,033,083.94
27-Dec-00	\$1,986,178.88	\$5,364,215.91	\$2,033,083.94
28-Dec-00	\$1,986,178.88	\$5,364,215.91	\$2,033,083.94
29-Dec-00	\$1,986,178.88	\$5,364,215.91	\$2,033,083.94
30-Dec-00	\$1,986,178.88	\$5,364,215.91	\$2,033,083.94

*Funds Management*  
*Bob Ross*  
*Joan Alexander*

- 1) *Portfolio Statement*
- 2) *Treasurer Daily Balance*
- 3) *Interest Rates*

**INVESTORS CASH TRUST - GOVERNMENT SECURITIES PORTFOLIO**  
**DECEMBER 29, 2000**

<b>CATEGORY OF HOLDINGS</b>	<b>ISSUE RATE</b>	<b>ISSUE DUE DATE</b>	<b>PURCHASE RATE</b>	<b>DUE DATE</b>	<b>PAR VALUE</b>	<b>BOOK VALUE</b>	<b>% OF TOTAL</b>
<b><u>TREASURIES</u></b>							
<b>TOTAL TREASURY SECURITIES</b>					<b>\$0.00</b>	<b>\$0.00</b>	<b>0.0000%</b>
<b><u>AGENCIES</u></b>							
FHLMC	6.4000%	02/08/01	6.4000%	02/08/01	\$5,000,000.00	\$4,983,900.00	1.2542%
FHLMC FNM (QL-21.5)	6.5870%	01/10/01	6.5870%	01/10/01	\$10,000,000.00	\$9,999,714.48	2.5164%
FHLB	5.1400%	05/02/01	6.6900%	05/02/01	\$4,000,000.00	\$3,980,068.03	1.0016%
FHLB	6.6800%	05/08/01	6.9500%	05/08/01	\$3,000,000.00	\$2,997,328.11	0.7543%
FHLB FRN (1M L-20)	6.5090%	08/15/01	6.5100%	01/15/01	\$5,000,000.00	\$4,997,855.86	1.2577%
FARM CREDIT (PRIME-300 BP)	6.5000%	05/25/01	6.5000%	01/02/01	\$15,000,000.00	\$15,000,000.00	3.7748%
FARM CREDIT (3M-TB+48)	6.3430%	05/17/01	6.3440%	01/02/01	\$15,000,000.00	\$14,998,766.81	3.7744%
FHLB (PRIME-300.5 BP)	6.4950%	03/29/01	6.4950%	03/29/01	\$5,000,000.00	\$4,999,809.29	1.2582%
FHLB (PRIME-299.5 BP)	6.5040%	04/18/02	6.5050%	01/02/01	\$5,000,000.00	\$4,999,350.09	1.2581%
FED HOME LOAN BANK	6.4000%	05/30/01	6.4000%	05/30/01	\$8,000,000.00	\$7,791,787.78	1.9608%
FED HOME LOAN MTG CORP	6.5400%	01/25/01	6.5400%	01/25/01	\$5,000,000.00	\$4,976,780.55	1.2524%
FED HOME LOAN MTG CORP	6.5800%	02/09/01	6.5700%	02/09/01	\$4,500,000.00	\$4,500,405.00	1.1325%
FED HOME LOAN MTG CORP	6.2100%	03/29/01	6.2100%	03/29/01	\$10,000,000.00	\$9,848,823.61	2.4785%
FNMA	6.2100%	03/22/01	6.2100%	03/22/01	\$20,000,000.00	\$19,721,200.00	4.9628%
FNMA	6.4900%	03/29/01	6.4900%	03/29/01	\$10,000,000.00	\$9,843,137.50	2.4770%
FNMA	6.0900%	06/14/01	6.0900%	06/14/01	\$5,000,000.00	\$4,863,626.39	1.2239%
FNMA P-303	VARIABLE	10/04/01	6.4700%	01/02/01	\$5,000,000.00	\$4,997,797.51	1.2577%
FNMA P-301.5	VARIABLE	06/07/01	6.4850%	01/02/01	\$5,000,000.00	\$4,998,194.15	1.2578%
FNMA FRN QL-20	VARIABLE	12/03/01	6.5360%	03/03/01	\$5,000,000.00	\$4,998,204.09	1.2578%
FNMA	6.4800%	02/22/01	6.5800%	02/22/01	\$4,500,000.00	\$4,495,635.00	1.1313%
FNMA	6.5500%	03/20/01	6.5500%	03/20/01	\$4,000,000.00	\$3,999,973.70	1.0066%
FNMA	7.2600%	05/24/01	7.2600%	05/24/01	\$8,000,000.00	\$8,000,000.00	2.0132%

**INVESTORS CASH TRUST - GOVERNMENT SECURITIES PORTFOLIO**  
**DECEMBER 29, 2000**

CATEGORY OF HOLDINGS	ISSUE RATE	ISSUE DUE DATE	PURCHASE RATE	DUE DATE	PAR VALUE	BOOK VALUE	% OF TOTAL
FNMA	6.6000%	11/16/01	6.6000%	11/16/01	\$7,500,000.00	\$7,500,000.00	1.8874%
FNMA	5.8200%	07/19/01	5.8200%	07/19/01	\$4,000,000.00	\$3,984,666.33	1.0027%
FNMA FRN (PRIME-298 BP)	6.5190%	11/05/01	6.5200%	01/02/01	\$2,500,000.00	\$2,500,268.45	0.6292%
FNMA FRN (PRIME-297 BP)	6.5300%	05/24/01	6.5300%	01/02/01	\$10,000,000.00	\$10,000,000.00	2.5165%
FED HOME LOAN MTG CORP	6.0000%	07/20/01	6.3100%	07/20/01	\$5,000,000.00	\$4,991,329.68	#DIV/0!
OPIC GOVT GTD AGENCY	VARIABLE	04/02/07	6.5000%	01/02/01	\$4,625,000.00	\$4,625,749.45	1.1641%
OPIC GOVT GTD AGENCY	VARIABLE	04/02/07	6.5000%	01/02/01	\$12,020,000.00	\$12,019,329.93	3.0247%
SLMA FR (3M TB+54) @ + .55	6.4040%	02/04/02	6.4040%	01/02/01	\$10,000,000.00	\$9,998,950.11	2.5162%
SLMA FR (3M TB+50) @ + .53	6.3640%	02/07/02	6.3640%	01/02/01	\$10,000,000.00	\$9,996,620.82	2.5157%
SLMA FR (3M TB+48) @ + .52	6.3430%	04/11/02	6.3440%	01/02/01	\$10,000,000.00	\$9,995,104.61	2.5153%
SLMA FR (3M TB+50) @ +.55	6.3640%	04/25/02	6.3640%	01/02/01	\$17,500,000.00	\$17,488,980.31	4.4011%
<b>TOTAL AGENCIES SECURITIES</b>					<b>\$254,145,000.00</b>	<b>\$253,093,357.64</b>	<b>63.6910%</b>

**REPURCHASE AGREEMENTS**

Bear Stearns & Co.							
TRP BEAR STEARNS GVT REPO	6.5200%	02/07/01	6.5200%	02/07/01	\$10,000,000.00	\$10,000,000.00	2.5165%
TRP BEAR STEARNS GVT REPO	6.4000%	03/19/01	6.4000%	03/19/01	\$7,500,000.00	\$7,500,000.00	1.8874%
Chase Manhattan Bank							
TRP CHASE SEC GVT REPO	6.5000%	01/02/01	6.5000%	01/02/01	\$22,000,000.00	\$22,000,000.00	5.5363%
TRP CHASE SEC GVT REPO	6.5400%	02/22/01	6.5400%	02/22/01	\$15,000,000.00	\$15,000,000.00	3.7748%
Credit Suisse First Boston							
TRP FIRST BOSTON GVT REPO	6.5700%	01/08/01	6.5700%	01/08/01	\$14,000,000.00	\$14,000,000.00	3.5231%

Jan. 11 2001 05:00PM P3

PHONE NO. : 713 626 5742

VOL. 70 PAGE 167  
FROM : FUNDS MANAGEMENT GROUP

**INVESTORS CASH TRUST - GOVERNMENT SECURITIES PORTFOLIO  
DECEMBER 29, 2000**

<b>CATEGORY OF HOLDINGS</b>	<b>ISSUE RATE</b>	<b>ISSUE DUE DATE</b>	<b>PURCHASE RATE</b>	<b>DUE DATE</b>	<b>PAR VALUE</b>	<b>BOOK VALUE</b>	<b>% OF TOTAL</b>
TRP FIRST BOSTON GVT REPO	6.5700%	01/08/01	6.5700%	01/08/01	\$10,000,000.00	\$10,000,000.00	2.5165%
Goldman, Sachs & Co.							
TRP GOLDMAN SACHS GVT REPO	6.1000%	01/02/01	6.1000%	01/02/01	\$25,000,000.00	\$25,000,000.00	6.2913%
Morgan Stanley & Co							
TRP MORGAN STANLY GVTS	6.5600%	01/25/01	6.5600%	01/25/01	\$10,000,000.00	\$10,000,000.00	2.5165%
TRP MORGAN STANLY GVTS	6.2700%	03/28/01	6.2700%	03/28/01	\$25,000,000.00	\$25,000,000.00	6.2913%
State Street Bank							
SSB REPO	5.9500%	01/02/01	5.9500%	01/02/01	\$4,942,000.00	\$4,942,000.00	1.2437%
<b>TOTAL REPURCHASE AGREEMENTS</b>					\$143,442,000.00	\$143,442,000.00	36.0972%
<b>TOTAL INVESTMENTS</b>					\$397,587,000.00	\$396,535,357.64	99.7883%
Other Assets Less Liabilities						\$841,346.66	0.2117%
<b>TOTAL NET ASSETS</b>						\$397,376,704.30	
<b>TOTAL NET ASSETS (TREASURY PORTFOLIO FUND 43)</b>						\$68,600,264.70	
<b>TOTAL NET ASSETS (ICT)</b>						\$465,976,969.00	

Jan. 11 2001 05:01PM P4

PHONE NO. : 713 626 5742

VOL. 70 PAGE 168

FROM : FUNDS MANAGEMENT GROUP



BANK ACCT					490202	490202
FM ACCT					6540001432	6540001432
DATE	DAILY PURCHASE +	DAILY RELEASE -			CLL 10	Hughes 14
BAI Fwd	\$0.00	\$0.00	All Funds	Total from Funds		
Dec 1, 4-8	\$40,619.20	\$0.00	\$1,974,964.74	\$1,974,964.74	\$50,000.00	\$485,000.00
Dec 11-15	\$17,500.00	\$0.00	\$2,015,583.94	\$2,015,583.94	\$50,245.64	\$487,382.71
Dec 18-22	\$0.00	\$0.00	\$2,033,083.94	\$2,033,083.94	\$50,245.64	\$487,382.71
Dec 27-29	\$0.00	\$0.00	\$2,033,083.94	\$2,033,083.94	\$50,245.64	\$487,382.71
Dec 27-29	\$0.00	\$0.00	\$2,033,083.94	\$2,033,083.94	\$50,245.64	\$487,382.71

490202	412422	412430	411302	412732	412740	416312
6540001432	6540001443	6540001443	6540001443	6540001443	6540001443	6540001439
Bates	92 CERT.I & S	93 CERT.I&S	93-A I & S	94 CERT.I&S	94 GNOB	95 Constr
22	23	24	28	39	44	53
<hr/>						
\$88,000.00	\$34,000.00	\$13,500.00	\$3,000.00	\$24,000.00	\$113,000.00	\$1,002,464.74
\$88,432.33	\$39,410.42	\$14,854.68	\$4,014.75	\$25,901.29	\$122,765.37	\$1,007,740.69
\$88,432.33	\$42,910.42	\$15,354.68	\$4,014.75	\$26,901.29	\$128,765.37	\$1,007,740.69
\$88,432.33	\$42,910.42	\$15,354.68	\$4,014.75	\$26,901.29	\$128,765.37	\$1,007,740.69
\$88,432.33	\$42,910.42	\$15,354.68	\$4,014.75	\$26,901.29	\$128,765.37	\$1,007,740.69
\$88,432.33	\$42,910.42	\$15,354.68	\$4,014.75	\$26,901.29	\$128,765.37	\$1,007,740.69

416320	422037	422258
6540001443	6540001443	6540001443
95 I&S	98IS	98 TAX IS
54	99	101
-----	-----	-----
\$15,500.00	\$129,000.00	\$17,500.00
\$16,067.85	\$139,793.87	\$18,974.34
\$16,067.85	\$145,793.87	\$19,474.34
\$16,067.85	\$145,793.87	\$19,474.34
\$16,067.85	\$145,793.87	\$19,474.34
\$16,067.85	\$145,793.87	\$19,474.34

*MBIA*  
*Danny King*

- 1) *Collateral Statement*
- 2) *Treasurer Daily Balance*
- 3) *Interest Rates*
- 4) *Portfolio Participants*



## *Notes*

### *December 2000*

For more information, call MBIA Client Services at (800)395-5505  
Fax: (800)765-7600

For the month of December 2000, MBIA Municipal Investors Service Corporation, in its role as Program Administrator, accrued fees of \$93,656 based on average assets for CLASS Texas of \$551,362,181. The fee is accrued on a daily basis by multiplying the value of the investment property as determined each day by the fee rate of 20 basis points (.0020) divided by 365 days. The monthly fee is the sum of all daily fee accruals for the month of December. The fee is paid monthly upon notification to the custodial bank. MBIA reserves the right to abate fees.

As a registered investment adviser, we are required to furnish you with a copy of our ADV Part II of the SEC registration form. If you would like a copy of this form, please contact us at 800-395-5505.

The following information is provided in accordance with Texas state statute 2256.0016. As of December 31, 2000 the portfolio contained the following:

Securities by type:

Commercial Paper - 83.45%, US Govt Guaranteed - 6.33%, US Govt Sponsored - 7.78%  
Repurchase Agreements - 0.62% Federal Agency Discount Note - 1.81%

The portfolio is marked to market at the end of each business day.

Current information can be provided to you by calling your Client Service Representative at 1-800-395-5505.

Market Value at 12/31/00 - \$552,712,327.28

Amortized Cost at 12/31/00 - \$552,587,879.89

Difference - \$124,447.39

The current LOC for the portfolio is \$1,000,000.

Net Asset Value as of 12/31/00 is equal to 1.00

Dollar Weighted Average Maturity - 43 days

The final maturity dates of all securities were less than one year.

The custodial bank for Texas CLASS is Bank One, Texas.

The portfolio managers of MBIA Capital Management Corp - sub advisor for Texas CLASS are Eric Storch and Melissa Wright.

There were no changes to the Trust Agreement.

BANK ACCT					490202	490202
MBIA ACCT	DAILY	DAILY			TX010145-1	TX010145-1
DATE	PURCHASE	RELEASE			General	F/M 1 & 3
	+	-	All Funds	Total from Funds	(1)	(5)
BAI Fwd	\$0.00	\$0.00	\$5,550,076.28	\$5,550,076.28	\$0.00	\$325,661.43
01-Dec-00	\$0.00	\$0.00	\$5,550,076.28	\$5,550,076.28	\$0.00	\$325,661.43
Dec 4-8	\$18,639.63	\$0.00	\$5,568,715.91	\$5,568,715.91	\$468.21	\$327,172.04
Dec 11-15	\$350,100.00	\$454,600.00	\$5,464,215.91	\$5,464,215.91	\$8,468.21	\$315,172.04
Dec 18-22	\$0.00	\$0.00	\$5,464,215.91	\$5,464,215.91	\$8,468.21	\$315,172.04
Dec 27-29	\$0.00	\$100,000.00	\$5,464,215.91	\$5,464,215.91	\$8,468.21	\$315,172.04

BANK ACCT	490202	490202	490202	490202	490202	490202
MBIA ACCT	TX010145-1	TX010145-1	TX010145-1	TX010145-1	TX010145-1	TX010145-1
DATE	F/M 2 & 4	CLL	Libr -Hughes	Libr-Donations	DC-RM	Co Crts-Sec
	(6)	(10)	(14)	(15)	(17)	(18)
BAI Fwd	\$416,661.43	\$23,000.00	\$3,000.00	\$7,000.00	\$9,000.00	\$134,000.00
01-Dec-00	\$416,661.43	\$23,000.00	\$3,000.00	\$7,000.00	\$9,000.00	\$134,000.00
Dec 4-8	\$418,407.29	\$23,054.46	\$3,007.45	\$7,017.39	\$9,022.35	\$134,332.82
Dec 11-15	\$291,407.29	\$21,454.46	\$3,007.45	\$7,017.39	\$8,522.35	\$137,732.82
Dec 18-22	\$291,407.29	\$21,454.46	\$3,007.45	\$7,017.39	\$8,522.35	\$137,732.82
Dec 27-29	\$291,407.29	\$21,454.46	\$3,007.45	\$7,017.39	\$8,522.35	\$137,732.82

BANK ACCT	490202	490202	490202	490202	490202	490202
MBIA ACCT	TX010145-1	TX010145-1	TX010145-1	TX010145-1	TX010145-1	TX010145-1
DATE	CC-Rm	Libr Misc	Bates	GLP	CCPreserv	Motorist
	(19)	(20)	(22)	(25)	(30)	(31)
BAI Fwd	\$12,000.00	\$46,000.00	\$1,000.00	\$9,000.00	\$67,800.00	\$6,500.00
01-Dec-00	\$12,000.00	\$46,000.00	\$1,000.00	\$9,000.00	\$67,800.00	\$6,500.00
Dec 4-8	\$12,029.80	\$46,114.25	\$1,002.48	\$9,022.35	\$67,961.48	\$6,516.14
Dec 11-15	\$15,029.80	\$40,614.25	\$1,002.48	\$9,022.35	\$62,761.48	\$6,516.14
Dec 18-22	\$15,029.80	\$40,614.25	\$1,002.48	\$9,022.35	\$62,761.48	\$6,516.14
Dec 27-29	\$15,029.80	\$40,614.25	\$1,002.48	\$9,022.35	\$62,761.48	\$6,516.14



BANK ACCT	\$416,312.00	490202	490202	490202	490202	490202
MBIA ACCT	TX010145-2	TX010145-1	TX010145-1	TX010145-1	TX010145-1	TX010145-1
DATE	95 Constr	CVCA	OJP	Arrest	JE	SMF
	(53)	(60)	(61)	(68)	(70)	(71)
BAI Fwd	\$4,350,353.42	\$24,200.00	\$28,900.00	\$3,000.00	\$2,000.00	\$22,000.00
01-Dec-00	\$4,350,353.42	\$24,200.00	\$28,900.00	\$3,000.00	\$2,000.00	\$22,000.00
Dec 4-8	\$4,364,171.45	\$24,257.71	\$28,971.78	\$3,007.45	\$2,004.97	\$22,050.21
Dec 11-15	\$4,364,171.45	\$33,657.71	\$28,971.78	\$5,007.45	\$3,304.97	\$27,750.21
Dec 18-22	\$4,364,171.45	\$33,657.71	\$28,971.78	\$5,007.45	\$3,304.97	\$27,750.21
Dec 27-29	\$4,264,171.45	\$33,657.71	\$28,971.78	\$5,007.45	\$3,304.97	\$27,750.21

BANK ACCT	490202	490202	490202	490202	490202	490202
MBIA ACCT	TX010145-1	TX010145-1	TX010145-1	TX010145-1	TX010145-1	TX010145-1
DATE	CCC	Time	Fugitive	Indigent	Sheriff	Court Trans.
	(72)	(74)	(77)	(78)	(97)	(106)

---

BAI Fwd	\$29,000.00	\$3,000.00	\$5,500.00	\$1,900.00	\$7,600.00	\$12,000.00
01-Dec-00	\$29,000.00	\$3,000.00	\$5,500.00	\$1,900.00	\$7,600.00	\$12,000.00
Dec 4-8	\$29,069.37	\$3,004.79	\$5,513.66	\$1,904.72	\$7,612.13	\$12,019.16
Dec 11-15	\$39,669.37	\$2,504.79	\$8,713.66	\$2,904.72	\$6,612.13	\$13,219.16
Dec 18-22	\$39,669.37	\$2,504.79	\$8,713.66	\$2,904.72	\$6,612.13	\$13,219.16
Dec 27-29	\$39,669.37	\$2,504.79	\$8,713.66	\$2,904.72	\$6,612.13	\$13,219.16



## Texas Daily Rates December 2000

For more information, call MBIA Client Services at (800)395-5505  
Fax: (800)765-7600



<i>Date</i>	<i>Daily Rates</i>	<i>Annual Yield</i>
12/01/00	6.47%	6.68%
12/02/00	6.47%	6.68%
12/03/00	6.47%	6.68%
12/04/00	6.46%	6.67%
12/05/00	6.45%	6.66%
12/06/00	6.44%	6.66%
12/07/00	6.44%	6.66%
12/08/00	6.45%	6.66%
12/09/00	6.45%	6.66%
12/10/00	6.45%	6.66%
12/11/00	6.44%	6.66%
12/12/00	6.42%	6.64%
12/13/00	6.42%	6.63%
12/14/00	6.42%	6.63%
12/15/00	6.43%	6.64%
12/16/00	6.43%	6.64%
12/17/00	6.43%	6.64%
12/18/00	6.42%	6.63%
12/19/00	6.41%	6.62%
12/20/00	6.41%	6.62%
12/21/00	6.40%	6.61%
12/22/00	6.40%	6.60%
12/23/00	6.40%	6.60%
12/24/00	6.40%	6.60%
12/25/00	6.40%	6.60%
12/26/00	6.40%	6.61%
12/27/00	6.41%	6.62%
12/28/00	6.41%	6.62%
12/29/00	6.43%	6.64%
12/30/00	6.43%	6.64%
12/31/00	6.43%	6.64%
Average	6.43%	6.64%

Rates can vary over time. Past performance is no guarantee of future results.



## *Portfolio Participants December 2000*

For more information, call MBIA Client Services at (800)395-5505  
Fax: (800)765-7600

Alamo Heights Independent School District  
Angleton Independent School  
Beckville ISD  
Brazoria County M.U.D. #2  
Brenham I.S.D.  
Carroll I.S.D.  
City of Cedar Hill  
Cherokee County  
City of Brownsville  
City of Highland Village  
City of Leander  
City of White Oak  
Coastal Plains MHMR  
Comal ISD  
County of Rockwall  
City of DeSoto  
Del Valle ISD  
Eanes ISD  
El Paso ISD  
Fort Bend County M.U.D. 23  
Franklin County  
Goliad ISD  
Guadalupe County  
Harris Co. R.F.P.D #48  
Harris Co. Municipal Utility District #151  
Harris County Utility District #14  
Hopkins County  
Hurst, Euless, Bedford I.S.D.  
Jacksonville I.S.D.  
Kilgore I.S.D.  
Lake Dallas I.S.D.  
County of Lee

Alice I.S.D.  
Aransas County ISD  
Bexar County Tax Assesor Collector  
Brazoria County MUD #1  
City of Bulverde  
City of Castle Hills  
Channelview I.S.D.  
City of Austin  
City of Elgin-Economic Development Corp.  
City of Kingsville  
City of McKinney  
Clear Creek ISD  
Columbia-Brazoria ISD  
City of Converse Economic Development Corp.  
Cypress Forest P.U.D.  
DeSoto I.S.D.  
Dickinson I.S.D.  
East Central ISD  
Everman ISD  
Fort Bend Co. M.U.D. #25  
Frederickshurg ISD  
Grand Prairie I S D  
City of Haltom City  
Harris County MUD #102  
Harris Co. Municipal Utility District #46  
Harris County Utility District #15  
Howard County  
Industrial ISD  
Kaufman I.S.D.  
La Vernia ISD  
Lamar C.I.S.D.  
City of Lockhart

Alvin I.S.D.  
Arlington ISD  
Bissonnet M.U.D.  
Brazoria County M.U.D. #3  
Calhoun County ISD  
Castlewood M.U.D.  
Chelford One MUD  
City of Bedford  
City of Goliad  
City of Lancaster  
City of Shavano Park  
Coastal Bend College  
Columbus ISD  
Coppell I.S.D.  
Dallas ISD  
DeWitt Medical District  
El Paso County 911 District  
East Texas Schools CO-OP  
First Colony Levy I.D.  
Fort Sam Houston ISD  
City of Friendswood  
City of Greenville  
Harris County Utility District #6  
Harris County MUD #153  
Harris Co. M.U.D. #148  
Hitchcock ISD  
City of Huntsville  
Irving I.S.D.  
Kenedy I.S.D.  
LaPorte I.S.D.  
Laredo ISD  
Magnolia ISD



For more information, call MBIA Client Services at (800)395-5505  
Fax: (800)765-7600

McKinney I.S.D.  
Midway ISD  
Montgomery County Mud #18  
Montgomery Cnty. M.U.D. # 7  
Montgomery Cnty. M.U.D. # 46  
Montgomery Cnty. M.U.D. # 67  
Northwest Harris County M.U.D. #21  
Nueces County Hospital District  
Palmer Plantation M.U.D. #1  
Pecan Grove M.U.D.  
Pharr-San Juan-Alamo I.S.D.  
Raymondville ISD  
Reid Road M.U.D. # 2  
Rockwall ISD  
Salado Public Library District  
San Felipe Del Rio Cons. I.S.D.  
Santa Fe ISD  
Seguin I.S.D.  
Spencer Road Public Utility District  
City of Temple  
Texas CLASS  
The Woodlands M.U.D. # 2  
United ISD  
Weslaco ISD  
Willacy County  
City of Whitehouse

Mercedes ISD  
Mission Bend M.U.D. #2  
Montgomery Cnty MUD # 39  
Montgomery Cnty. M.U.D. # 36  
Montgomery Cnty. M.U.D. # 47  
New Braunfels ISD  
Northwest Harris County MUD #22  
Palestine ISD  
Palmer Plantation M.U.D. #2  
Pettus ISD  
Queen City I.S.D.  
Redwater I.S.D.  
Richardson I.S.D.  
Roma ISD  
San Benito Consolidated ISD  
San Patricio Cnty. Drain Dist. (U.D.)  
City of Schertz  
Sinton I.S.D.  
Tarrant County  
Temple ISD  
Texas School for the Deaf  
Tom Green County  
Victoria ISD  
White Oak I.S.D.  
Willow Fork Drainage District (U.D.)  
Overton I.S.D.

Meyersville I.S.D.  
Mission CISD  
Montgomery Cnty. M.U.D. # 6  
Montgomery Cnty. M.U.D. # 40  
Montgomery Cnty. M.U.D. # 60  
North Forest I.S.D.  
Northwest Harris Co. MUD #16  
Palmer I.S.D.  
City of Pasadena  
Pflugerville ISD  
Randolph Field I.S.D.  
Region II ESC  
Rio Grande City CISD  
Salado ISD  
San Felipe Del Rio Public Facility Corporation  
San Patricio County  
Schertz Cibolo Universal City I.S.D.  
City of South Houston  
Tatum ISD  
Texas School for the Blind  
The Woodlands Joint Powers Agency  
Tuloso-Midway I.S.D.  
Waco ISD  
Whitesboro I.S.D.  
Yorktown ISD



## Summary Statement December 2000

For more information, call MBIA Client Services at (800)395-5505

Fax: (800)765-7600



Tom Green County

Account Number: TX-01-0145-0001

Account Name: GENERAL OPERATIONAL

Beginning Balance	Investments	Disbursements	Income Earned	Average Daily Balance	Month End Balance
\$1,204,544.46	\$265,500.00	\$350,000.00	\$6,636.00	\$1,219,141.70	\$1,126,680.46

Account Number: TX-01-0145-0002

Account Name: 95 CONSTRUCTION

Beginning Balance	Investments	Disbursements	Income Earned	Average Daily Balance	Month End Balance
\$4,364,171.45	\$0.00	\$100,000.00	\$23,750.43	\$4,363,564.83	\$4,287,921.88

### Total of all accounts

Beginning Balance	Investments	Disbursements	Income Earned	Average Daily Balance	Month End Balance
\$5,568,715.91	\$265,500.00	\$450,000.00	\$30,386.43	\$5,582,706.53	\$5,414,602.34

PORT. #120  
Texas CLASS  
QUOTED IN: United States Dollar  
HOLDING REPORT - STATUTORY BASIS - 12/29/2000

RUN DATE: 01/02/2001  
RUN TIME: 12:25:59  
PAGE: 001

Security ID	DESCRIPTION	UNITS BOOK YIELD YTMM	COST BOOK VALUE	CARRY VALUE MARKET VALUE	MV vs BV FX CAPITAL FX INCOME	ACCR INT
30 Non U.S. Government Bonds						
3133MANJ4	FHLB Agency 6.35% Due 2/1/2001 FA1	10,000,000.00 6.424 6.078	9,992,968.80 9,999,366.04	9,999,366.04 10,001,000.00	1,633.96 0.00 0.00	262,819.44
3133MAX53	FHLB Agency Flt Adj % Due 2/16/2001 FMAN16	25,000,000.00 6.214 6.147	25,000,000.00 25,000,000.00	25,000,000.00 25,000,750.00	750.00 0.00 0.00	195,855.87
31364KJX9	Fedl Natl Mtge Assn Agency 6.52% Due 3/16/2001 MS16	5,000,000.00 6.551 6.168	4,998,500.00 4,999,687.67	4,999,687.67 5,002,500.00	2,812.33 0.00 0.00	94,177.78
31364KMD9	Fedl Natl Mtge Assn Govt Agency 6.57% Due 4/26/2001 AO26	10,000,000.00 6.570 6.108	10,000,000.00 10,000,000.00	10,000,000.00 10,012,500.00	12,500.00 0.00 0.00	116,800.00
31364KYN4	Fedl Natl Mtge Assn Govt Agency 6.6% Due 11/16/2001 MN16	10,000,000.00 6.600 6.440	10,000,000.00 10,000,000.00	10,000,000.00 10,012,500.00	12,500.00 0.00 0.00	80,666.67
86387TGV4	SLMA Agency Floater Adj % Due 4/19/2001 At Mat	8,000,000.00 6.264 6.189	8,000,000.00 8,000,000.00	8,000,000.00 8,000,000.00	0.00 0.00 0.00	104,762.97
TOTAL	30 Non U.S. Government Bonds	68,000,000.00 6.385 6.181	67,991,468.80 67,999,053.71	67,999,053.71 68,029,250.00	30,196.29 0.00 0.00	855,082.73
60 Bonds Taxable (ST)						
313397\$B7	Fedl Home Loan Mtge Corp Discount Notes Due 1/2/2001 At Mat	10,000,000.00 5.704 0.000	9,993,666.67 9,995,250.00	9,995,250.00 10,000,000.00	4,750.00 0.00 0.00	0.00
3133MB2G1	FHLB 3 Mo T-Bill + 38 Weekly Reset Adj % Due 3/6/2001 MJSD6	10,000,000.00 6.346 6.392	9,995,000.00 9,999,095.89	9,999,095.89 9,996,800.00	-2,295.89 0.00 0.00	42,026.23
91206\$\$01	Banc of America Securities LLC Repurchase Agreement 5 1/2% Due 1/2/2001 At Mat	3,446,508.08 5.500 5.500	3,446,508.08 3,446,508.08	3,446,508.08 3,446,508.08	0.00 0.00 0.00	526.55

PORT. #120  
Texas CLASS  
QUOTED IN: United States Dollar  
HOLDING REPORT - STATUTORY BASIS - 12/29/2000

RUN DATE: 01/02/2001  
RUN TIME: 12:25:59  
PAGE: 002

Security ID	DESCRIPTION	UNITS BOOK YIELD YTMM	COST BOOK VALUE	CARRY VALUE MARKET VALUE	MV vs BV FX CAPITAL FX INCOME	ACCR INT
TOTAL	60 Bonds Taxable (ST)	23,446,508.08 5.947 3.534	23,435,174.75 23,440,853.97	23,440,853.97 23,443,308.08	2,454.11 0.00 0.00	42,552.78
130 Money Market Securities						
03018NAK9	AT&T Corp Comm Paper FLT 1mo LIBOR +3bp Adj % Due 7/19/2001 Sched	20,000,000.00 6.820 7.288	20,000,000.00 20,000,000.00	20,000,000.00 19,950,000.00	-50,000.00 0.00 0.00	41,097.22
03832LN80	Apreco Inc Commercial Paper 1/8/01 A1+P1 Due 1/8/2001 At Mat	20,000,000.00 6.629 0.000	19,731,133.33 19,967,300.00	19,967,300.00 19,978,000.00	10,700.00 0.00 0.00	0.00
04542LNR7	Asset Securitization Coop Commercial Paper 1/25/01 A1+ Due 1/25/2001 At Mat	20,000,000.00 6.656 0.000	19,622,711.11 19,905,677.78	19,905,677.78 19,916,200.00	10,522.22 0.00 0.00	0.00
04600JNG5	Associates Corp NA Comm Paper 1/16/01 A1 Due 1/16/2001 At Mat	15,000,000.00 6.671 0.000	14,660,416.67 14,953,816.67	14,953,816.67 14,961,450.00	7,633.33 0.00 0.00	0.00
04915TSQ1	Atlantis One Funding Commercial Paper 1/24/01 A1+ Due 1/24/2001 At Mat	15,000,000.00 6.660 0.000	14,775,866.67 14,931,666.67	14,931,666.67 14,940,600.00	8,933.33 0.00 0.00	0.00
04915TNC2	Atlantis One Funding Commercial Paper 1/12/01 A1+ Due 1/12/2001 At Mat	11,204,000.00 6.673 0.000	11,014,129.55 11,177,458.97	11,177,458.97 11,183,496.68	6,037.71 0.00 0.00	0.00
0642A0PU5	Bank One Corp Commercial Paper 2/28/01 A1 Due 2/28/2001 At Mat	5,000,000.00 6.651 0.000	4,916,433.33 4,945,500.00	4,945,500.00 4,949,300.00	3,800.00 0.00 0.00	0.00
12556SNB3	CIT Group Holdings Comm Paper 1/11/01 A1 Due 1/11/2001 At Mat	20,000,000.00 6.642 0.000	19,573,888.89 19,956,666.67	19,956,666.67 19,967,000.00	10,333.33 0.00 0.00	0.00
24609CQ84	Delaware Funding Corp Comm Paper 3/8/01 A1+ Due 3/8/2001 At Mat	9,808,000.00 6.480 0.000	9,656,776.99 9,689,802.70	9,689,802.70 9,697,758.08	7,955.38 0.00 0.00	0.00



PORT. #120  
Texas CLASS  
QUOTED IN: United States Dollar  
HOLDING REPORT - STATUTORY BASIS - 12/29/2000

RUN DATE: 01/02/2001  
RUN TIME: 12:25:59  
PAGE: 003

Security ID	DESCRIPTION	UNITS BOOK YIELD YTMM	COST BOOK VALUE	CARRY VALUE MARKET VALUE	MV vs BV FX CAPITAL FX INCOME	ACCR INT
130 Money Market Securities						
25152JPG0	Deutsche Bank Financial Commercial Paper 2/16/01 A1+ Due 2/16/2001 At Mat	15,000,000.00 6.665 0.000	14,650,087.50 14,869,800.00	14,869,800.00 14,880,150.00	10,350.00 0.00 0.00	0.00
27003KPC3	EagleFunding Cap Corp Comm Paper 2/12/01 A1 Due 2/12/2001 At Mat	15,000,000.00 6.662 0.000	14,791,950.00 14,879,550.00	14,879,550.00 14,889,600.00	10,050.00 0.00 0.00	0.00
34539TP82	Ford Motor Credit Co Commercial Paper 2/8/01 A1 Due 2/8/2001 At Mat	15,000,000.00 6.495 0.000	14,849,966.67 14,892,833.34	14,892,833.34 14,901,000.00	8,166.66 0.00 0.00	0.00
36959HQP5	General Electric Capital Corp Comm Paper 3/23/01 A1+ Due 3/23/2001 At Mat	10,000,000.00 6.433 0.000	9,824,444.44 9,854,288.89	9,854,288.89 9,862,000.00	7,711.11 0.00 0.00	0.00
36963EBB3	General Elec Cap Corp Comm Paper Flt 3mo libor -5bp Adj % Due 1/2/2001 Sched	5,000,000.00 6.818 6.734	4,998,950.00 4,999,983.85	4,999,983.85 5,000,000.00	16.15 0.00 0.00	75,656.25
37042DN90	General Motors Acceptance Corp Comm Paper 1/9/01 A1 Due 1/9/2001 At Mat	19,000,000.00 6.691 0.000	18,514,803.33 18,965,588.89	18,965,588.89 18,975,680.00	10,091.11 0.00 0.00	0.00
38551LN51	Grand Funding Corp Comm Paper 1/5/01 A1+ Due 1/5/2001 At Mat	15,000,000.00 6.669 0.000	14,778,262.50 14,983,575.00	14,983,575.00 14,991,600.00	8,025.00 0.00 0.00	0.00
39789LN20	Greyhawk Funding LLC Commercial Paper 1/2/01 A1+ Due 1/2/2001 At Mat	5,000,000.00 6.758 0.000	4,994,375.00 4,997,187.50	4,997,187.50 5,000,000.00	2,812.50 0.00 0.00	0.00
39789LP69	Greyhawk Funding LLC Commercial Paper 2/6/01 A1+ Due 2/6/2001 At Mat	20,000,000.00 6.612 0.000	19,692,583.33 19,862,566.67	19,862,566.67 19,871,600.00	9,033.33 0.00 0.00	0.00
44181CW40	Household Finance Corp Comm Paper 9/4/01 A1 Due 9/4/2001 At Mat	15,000,000.00 6.283 0.000	14,325,000.00 14,380,000.00	14,380,000.00 14,423,100.00	43,100.00 0.00 0.00	0.00

PORT. #120  
Texas CLASS  
QUOTED IN: United States Dollar  
HOLDING REPORT - STATUTORY BASIS - 12/29/2000

RUN DATE: 01/02/2001  
RUN TIME: 12:25:59  
PAGE: 004

Security ID	DESCRIPTION	UNITS BOOK YIELD YTMM	COST BOOK VALUE	CARRY VALUE MARKET VALUE	MV vs BV FX CAPITAL FX INCOME	ACCR INT
130 Money Market Securities						
5180L0QS3	Lasalle National Corp Commercial Paper 3/26/01 A1+ Due 3/26/2001 At Mat	20,000,000.00 6.560 0.000	19,603,483.33 19,692,788.89	19,692,788.89 19,710,400.00	17,611.11 0.00 0.00	0.00
5574W2NNS	Madison Funding Corp Commercial Paper 1/22/01 A1 Due 1/22/2001 At Mat	10,069,000.00 6.723 0.000	9,932,686.29 10,026,337.06	10,026,337.06 10,032,348.84	6,011.78 0.00 0.00	0.00
5574W2QK8	Madison Funding Corp Commercial Paper 3/19/01 A1 Due 3/19/2001 At Mat	12,000,000.00 6.513 0.000	11,809,836.67 11,831,203.34	11,831,203.34 11,841,840.00	10,636.66 0.00 0.00	0.00
59016JNK6	Merrill Lynch & Co. Inc. Comm Paper 1/19/01 A1+ Due 1/19/2001 At Mat	20,000,000.00 6.662 0.000	19,544,300.00 19,927,666.67	19,927,666.67 19,938,400.00	10,733.33 0.00 0.00	0.00
61224TNA2	Monte Rosa Capital Corp Commercial Paper 1/10/01 A1+ Due 1/10/2001 At Mat	10,000,000.00 6.691 0.000	9,833,672.22 9,979,894.44	9,979,894.44 9,985,200.00	5,305.56 0.00 0.00	0.00
61745AP94	Morgan Stanley Dean Witter Commercial Paper 2/9/01 A1+ Due 2/9/2001 At Mat	20,000,000.00 6.624 0.000	19,656,416.67 19,851,716.67	19,851,716.67 19,865,000.00	13,283.33 0.00 0.00	0.00
63253AN21	Natl Australia Funding (DE) Comm Paper 1/2/01 A1+ Due 1/2/2001 At Mat	25,000,000.00 6.635 0.000	24,981,583.33 24,986,187.50	24,986,187.50 25,000,000.00	13,812.50 0.00 0.00	0.00
7403P0NA5	Preferred Receivable Funding Comm Paper 1/10/01 A1 Due 1/10/2001 At Mat	6,000,000.00 6.665 0.000	5,923,233.33 5,987,936.67	5,987,936.67 5,991,180.00	3,243.33 0.00 0.00	0.00
7403P0NC1	Preferred Receivable Funding Commercial Paper 1/12/01 A1 Due 1/12/2001 At Mat	12,785,000.00 6.662 0.000	12,628,433.47 12,754,621.42	12,754,621.42 12,761,475.60	6,854.18 0.00 0.00	0.00
7403P0Q61	Preferred Receivable Funding Commercial Paper 3/6/01 A1 Due 3/6/2001 At Mat	8,000,000.00 6.566 0.000	7,870,800.00 7,905,253.33	7,905,253.33 7,912,640.00	7,386.67 0.00 0.00	0.00

PORT. #120  
Texas CLASS  
QUOTED IN: United States Dollar  
HOLDING REPORT - STATUTORY BASIS - 12/29/2000

RUN DATE: 01/02/2001  
RUN TIME: 12:25:59  
PAGE: 005

Security ID	DESCRIPTION	UNITS BOOK YIELD YTMM	COST BOOK VALUE	CARRY VALUE MARKET VALUE	MV vs BV FX CAPITAL FX INCOME	ACCR INT
130 Money Market Securities						
82656TPP0	Sigma Finance Inc Commercial Paper 2/23/01 A1+ Due 2/23/2001 At Mat	15,000,000.00 6.635 0.000	14,763,287.50 14,850,354.17	14,850,354.17 14,862,750.00	12,395.83 0.00 0.00	0.00
86888MN29	Surrey Funding Comm Paper 1/2/01 A1+ Due 1/2/2001 At Mat	15,000,000.00 8.007 0.000	14,986,666.67 14,990,000.00	14,990,000.00 15,000,000.00	10,000.00 0.00 0.00	0.00
9234E0AB6	Verizon Global Funding Int Bearing CP Flt Rate Adj % Due 1/14/2002 Sched	20,000,000.00 6.083 6.665	19,994,200.00 19,994,909.93	19,994,909.93 20,000,000.00	5,090.07 0.00 0.00	55,083.33
TOTAL	130 Money Market Securities	463,866,000.00 6.650 0.677	456,900,378.79 460,992,133.69	460,992,133.69 461,239,769.20	247,635.51 0.00 0.00	171,836.80
TOTAL	Texas CLASS	555,312,508.08 6.587 1.476	548,327,022.34 552,432,041.37	552,432,041.37 552,712,327.28	280,285.91 0.00 0.00	1,069,472.31

*Tom Green County  
Indebtedness*

- 1) Debt Balances Per TGC*
- 2) Debt Balances Per Rausher*

Indebtedness

December-00

Matures	Fund Name	Fund Title	Principal Payments Due Every February		
			ORIGINAL	Previous O/S Balance	Current O/S Balance
02/01/2002	FUND 23	TGC '92 CERTIFICATE OBLIGATION	(\$9,000,000.00)	(\$775,000.00)	(\$775,000.00)
02/01/2003	FUND 24	TGC '93 CERTIFICATE OBLIGATION	(\$1,500,000.00)	(\$225,000.00)	(\$225,000.00)
02/01/2002	FUND 28	TGC '93-A CERTIFICATE OBLIGATION	(\$790,000.00)	(\$30,000.00)	(\$30,000.00)
02/01/2005	FUND 39	TGC '94 CONSTRUCTION	(\$2,600,000.00)	(\$580,000.00)	(\$580,000.00)
02/01/2002	FUND 44	TGC '94 GENERAL REFUNDING BON	(\$3,840,000.00)	(\$1,350,000.00)	(\$1,350,000.00)
02/01/2003	FUND 54	TGC '95 CERT. OBLIG CONSTRUCTION	(\$8,000,000.00)	(\$325,000.00)	(\$325,000.00)
02/01/14	FUND 99	TGC '98 GNOB	(\$18,885,000.00)	(\$18,885,000.00)	(\$18,885,000.00)
02/01/05	FUND 101	TGC TAX ANTICIPATION NOTES	(\$475,000.00)	(\$405,000.00)	(\$405,000.00)
		TOTAL	(\$45,090,000.00)	(\$22,575,000.00)	(\$22,575,000.00)

Tom Green County  
Outstanding General Obligation Debt  
Certificates of Obligation, Series 1992

<u>Date</u>	<u>Principal</u>	<u>Coupon</u>	<u>Interest</u>	<u>Debt Service</u>	FYE 9/30
					<u>Debt Service</u>
2/1/99	\$350,000.00	6.250%	\$43,456.25	\$393,456.25	
8/1/99			32,518.75	32,518.75	\$425,975.00 ✓
2/1/00	350,000.00	6.250%	32,518.75	382,518.75	
8/1/00			21,581.25	21,581.25 ✓	404,100.00
2/1/01	375,000.00	5.750%	21,581.25	396,581.25 ✓	
8/1/01			10,800.00	10,800.00	407,381.25
2/1/02	<u>400,000.00</u>	5.400%	<u>10,800.00</u>	<u>410,800.00</u>	<u>410,800.00</u>
Total	<u>\$1,475,000.00</u>		<u>\$173,256.25</u>	<u>\$1,648,256.25</u>	<u>\$1,648,256.25</u>

412-422  
9215

023-229-444 Bank  
023-229-0610 Prin  
023-229-0650 Inte  
023-229-0675 Professional fees

**Tom Green County**  
**Outstanding General Obligation Debt**  
**Certificates of Obligation, Series 1993**

<u>Date</u>	<u>Principal</u>	<u>Coupon</u>	<u>Interest</u>	<u>Debt Service</u>	<u>FYE 9/30</u>
					<u>Debt Service</u>
2/1/99	\$50,000.00	4.800%	\$8,287.50	\$58,287.50	
8/1/99			7,087.50	7,087.50	\$65,375.00
2/1/00	50,000.00	4.950%	7,087.50 ✓	57,087.50 ✓	
8/1/00			5,850.00	5,850.00 ✓	62,937.50
2/1/01	75,000.00	5.100%	5,850.00	80,850.00 ✓	
8/1/01			3,937.50	3,937.50	84,787.50
2/1/02	75,000.00	5.200%	3,937.50	78,937.50	
8/1/02			1,987.50	1,987.50	80,925.00
2/1/03	<u>75,000.00</u>	5.300%	<u>1,987.50</u>	<u>76,987.50</u>	<u>76,987.50</u>
Total	<u>\$325,000.00</u>		<u>\$46,012.50</u>	<u>\$371,012.50</u>	<u>\$371,012.50</u>

412430      9375

024-230 - 444      bank  
610      Prin  
650      Int  
675      sur-fee

**Tom Green County**  
**Outstanding General Obligation Debt**  
**Certificates of Obligation, Series 1993-A**

<u>Date</u>	<u>Principal</u>	<u>Coupon</u>	<u>Interest</u>	<u>Debt Service</u>	FYE 9/30
					<u>Debt Service</u>
2/1/99	\$15,000.00	5.000%	\$1,590.00	\$16,590.00	
8/1/99			1,215.00	1,215.00	\$17,805.00
2/1/00	15,000.00	5.300%	1,215.00 ✓	16,215.00 ✓	
8/1/00			817.50	817.50	17,032.50
2/1/01	15,000.00	5.450%	817.50	15,817.50 ✓	
8/1/01			408.75	408.75	16,226.25
2/1/02	<u>15,000.00</u>	5.450%	<u>408.75</u>	<u>15,408.75</u>	<u>15,408.75</u>
Total	<u>\$60,000.00</u>		<u>\$6,472.50</u>	<u>\$66,472.50</u>	<u>\$66,472.50</u>

C93

411302

93 A

C28-254-444 B  
 610 P  
 650 I  
 675 S



**Tom Green County  
Outstanding General Obligation Debt**

**GO Refunding Bonds, Series 1994**

<u>Date</u>	<u>Principal</u>	<u>Coupon</u>	<u>Interest</u>	<u>Debt Service</u>	<u>FYE 9/30 Debt Service</u>
2/1/99	\$605,000.00	4.250%	\$58,295.00	\$663,295.00	
8/1/99			45,438.75	45,438.75	\$708,733.75
2/1/00	645,000.00	4.300%	45,438.75 ✓	690,438.75 ✓	
8/1/00			31,571.25	31,571.25	722,010.00
2/1/01	655,000.00	4.600%	31,571.25	686,571.25	
8/1/01			16,506.25	16,506.25	703,077.50
2/1/02	<u>695,000.00</u>	4.750%	<u>16,506.25</u>	<u>711,506.25</u>	<u>711,506.25</u>
<b>Total</b>	<b><u>\$2,600,000.00</u></b>		<b><u>\$245,327.50</u></b>	<b><u>\$2,845,327.50</u></b>	<b><u>\$2,845,327.50</u></b>

946NCS

412740

044248-444      Prink  
                             Prin  
                             Int  
                             Suc

**Tom Green County**  
**Outstanding General Obligation Debt**  
**Certificates of Obligation, Series 1994**

<u>Date</u>	<u>Principal</u>	<u>Coupon</u>	<u>Interest</u>	<u>Debt Service</u>	FYE 9/30
					<u>Debt Service</u>
2/1/99	\$100,000.00	4.200%	\$18,685.00	\$118,685.00	
8/1/99			16,585.00	16,585.00	\$135,270.00
2/1/00	100,000.00	4.400%	16,585.00 ✓	116,585.00 ✓	
8/1/00			14,385.00	14,385.00	130,970.00
2/1/01	105,000.00	4.700%	14,385.00	119,385.00 ✓	
8/1/01			11,917.50	11,917.50	131,302.50
2/1/02	110,000.00	4.850%	11,917.50	121,917.50	
8/1/02			9,250.00	9,250.00	131,167.50
2/1/03	115,000.00	5.000%	9,250.00	124,250.00	
8/1/03			6,375.00	6,375.00	130,625.00
2/1/04	120,000.00	5.100%	6,375.00	126,375.00	
8/1/04			3,315.00	3,315.00	129,690.00
2/1/05	<u>130,000.00</u>	5.100%	<u>3,315.00</u>	<u>133,315.00</u>	<u>133,315.00</u>
Total	<u>\$780,000.00</u>		<u>\$142,340.00</u>	<u>\$922,340.00</u>	<u>\$922,340.00</u>

412132 94175

39

C39-239-444 Emx-  
 (CIC P  
 (C50 I  
 (C75 suc

Tom Green County  
Outstanding General Obligation Debt  
Certificates of Obligation, Series 1995

<u>Date</u>	<u>Principal</u>	<u>Coupon</u>	<u>Interest</u>	<u>Debt Service</u>	<u>FYE 9/30</u>
					<u>Debt Service</u>
2/1/99	\$25,000.00	4.600%	\$9,337.50	\$34,337.50	
8/1/99			8,762.50	8,762.50	\$43,100.00
2/1/00	25,000.00	4.750%	8,762.50✓	33,762.50✓	
8/1/00			8,168.75	8,168.75	41,931.25
2/1/01	25,000.00	4.850%	8,168.75	33,168.75	
8/1/01			7,562.50	7,562.50	40,731.25
2/1/02	25,000.00	4.950%	7,562.50	32,562.50	
8/1/02			6,943.75	6,943.75	39,506.25
2/1/03	<u>275,000.00</u>	5.050%	<u>6,943.75</u>	<u>281,943.75</u>	<u>281,943.75</u>
Total	<u>\$375,000.00</u>		<u>\$72,212.50</u>	<u>\$447,212.50</u>	<u>\$447,212.50</u>

9535

4/10320

054-278 - 444 Bank  
610 F  
650 I  
675 Suc

**Tom Green County  
Outstanding General Obligation Debt**

**GO Refunding Bonds, Series 1998**

<u>Date</u>	<u>Principal</u>	<u>Coupon</u>	<u>Interest</u>	<u>Debt Service</u>	<u>FYE 9/30</u>
					<u>Debt Service</u>
2/1/99			\$345,309.38 *	\$345,309.38	
8/1/99			414,371.25	414,371.25	\$759,680.63
2/1/00			414,371.25	414,371.25 ✓	
8/1/00			414,371.25	414,371.25	828,742.50
2/1/01			414,371.25	414,371.25 ✓	
8/1/01			414,371.25	414,371.25	828,742.50
2/1/02	\$120,000.00	4.000%	414,371.25	534,371.25 ✓	
8/1/02			411,971.25	411,971.25	946,342.50
2/1/03	1,095,000.00	4.000%	411,971.25	1,506,971.25	
8/1/03			390,071.25	390,071.25	1,897,042.50
2/1/04	1,495,000.00	4.100%	390,071.25	1,885,071.25	
8/1/04			359,423.75	359,423.75	2,244,495.00
2/1/05	1,565,000.00	4.150%	359,423.75	1,924,423.75	
8/1/05			326,950.00	326,950.00	2,251,373.75
2/1/06	1,760,000.00	4.250%	326,950.00	2,086,950.00	
8/1/06			289,550.00	289,550.00	2,376,500.00
2/1/07	1,845,000.00	4.300%	289,550.00	2,134,550.00	
8/1/07			249,882.50	249,882.50	2,384,432.50
2/1/08	1,925,000.00	4.400%	249,882.50	2,174,882.50	
8/1/08			207,532.50	207,532.50	2,382,415.00
2/1/09	2,005,000.00	4.400%	207,532.50	2,212,532.50	
8/1/09			163,422.50	163,422.50	2,375,955.00
2/1/10	2,090,000.00	4.500%	163,422.50	2,253,422.50	
8/1/10			116,397.50	116,397.50	2,369,820.00
2/1/11	2,190,000.00	4.600%	116,397.50	2,306,397.50	
8/1/11			66,027.50	66,027.50	2,372,425.00
2/1/12	2,265,000.00	4.700%	66,027.50	2,331,027.50	
8/1/12			12,800.00	12,800.00	2,343,827.50
2/1/13	320,000.00	4.850%	12,800.00	332,800.00	
8/1/13			5,040.00	5,040.00	337,840.00
2/1/14	<u>210,000.00</u>	4.800%	<u>5,040.00</u>	<u>215,040.00</u>	<u>215,040.00</u>
Total	<u>\$18,885,000.00</u>		<u>\$8,029,674.38</u>	<u>\$26,914,674.38</u>	<u>\$26,914,674.38</u>

\* Includes accrued interest of \$64,457.75.

9875  
422037  
C99-207 444  
610  
650  
675  
Bench  
P  
I  
Buc

Tom Green County  
Outstanding General Obligation Debt

Tax Notes, Series 1998

<u>Date</u>	<u>Principal</u>	<u>Coupon</u>	<u>Interest</u>	<u>FYE 9/30</u>	
				<u>Debt Service</u>	<u>Debt Service</u>
2/1/99			\$8,016.67 *	\$8,016.67	
8/1/99			9,620.00	9,620.00	\$17,636.67
2/1/00	\$70,000.00	3.900%	9,620.00 ✓	79,620.00 ✓	
8/1/00			8,255.00	8,255.00	87,875.00
2/1/01	75,000.00	3.950%	8,255.00	83,255.00 ✓	
8/1/01			6,773.75	6,773.75	90,028.75
2/1/02	75,000.00	4.000%	6,773.75	81,773.75	
8/1/02			5,273.75	5,273.75	87,047.50
2/1/03	80,000.00	4.050%	5,273.75	85,273.75	
8/1/03			3,653.75	3,653.75	88,927.50
2/1/04	85,000.00	4.150%	3,653.75	88,653.75	
8/1/04			1,890.00	1,890.00	90,543.75
2/1/05	<u>90,000.00</u>	4.200%	<u>1,890.00</u>	<u>91,890.00</u>	<u>91,890.00</u>
Total	<u>\$475,000.00</u>		<u>\$78,949.17</u>	<u>\$553,949.17</u>	<u>\$553,949.17</u>

\* Includes accrued interest of \$1,496.44.

Q8TANIS 101 422258  
101-246-444 Bank  
610 P  
650 I  
675 Sic

*Tom Green County*  
*Interest*

- 1) *Interest Earned Monthly*
- 2) *Interest Earned FY 2001*
- 3) *Interest Rates*

## Interest Balances and Rate

FY00 Budget Interest Balance To Date  
As of 1/11/01 \$953,665.97  
Budgeted 755,644.50

FY01 Budget Interest Balance To Date  
As of 1/11/01 \$149,293.07

Geno Checking Interest 6.10%  
Trag Checking Interest 6.10%  
MBIA 6.43%  
Funds Management 6.35%

Thursday January 11, 2001 02:58PM

-- Budget Inquiry - 1999-2000 Fiscal Year --

Revenue Account ID Mask(s): [-3701; [-3702; [-3703; [-3704; [-3705; [-3706

##.	Acct ID.....	Current Budget	YTD Revenue...	Revenue Receivable
1	001-370-3701	15,000.00	30,133.37	-15,133.37
2	001-370-3703	110,000.00	128,260.13	-18,260.13
3	001-370-3704	118,000.00	111,408.83	6,591.17
4	004-370-3701	0.00	0.00	0.00
5	005-370-3701	850.00	1,521.71	-671.71
6	005-370-3703	21,000.00	28,406.80	-7,406.80
7	006-370-3701	900.00	1,524.97	-624.97
8	006-370-3703	22,000.00	30,813.70	-8,813.70
9	007-370-3701	300.00	0.00	300.00
10	008-370-3701	0.00	3,993.09	-3,993.09
11	008-370-3703	0.00	2,478.04	-2,478.04
12	009-370-3701	250.00	220.38	29.62
13	010-370-3701	90.00	337.28	-247.28
** 1 of 13 **		755,644.50	953,665.97	-198,021.47

Enter 'N' for Next Screen, 'P' for Previous Screen, "Account Index" for Detailed Budget Inquiry, or 'X' to Exit: \_\_\_\_



Thursday January 11, 2001 02:59PM

-- Budget Inquiry - 2000-2001 Fiscal Year --

Revenue Account ID Mask(s): [-3701; [-3702; [-3703; [-3704; [-3705; [-3706

##.	Acct ID.....	Current Budget	YTD Revenue...	Revenue Receivable
1	001-370-3701	21,000.00	2,432.11	18,567.89
2	001-370-3703	110,000.00	4,049.52	105,950.48
3	001-370-3704	92,000.00	-2,580.64	94,580.64
4	001-370-3705	0.00	807.82	-807.82
5	001-370-3706	0.00	0.00	0.00
6	004-370-3701	0.00	0.00	0.00
7	005-370-3701	1,500.00	32.75	1,467.25
8	005-370-3703	27,000.00	1,470.93	25,529.07
9	005-370-3705	0.00	3,946.72	-3,946.72
10	005-370-3706	0.00	0.00	0.00
11	006-370-3701	1,500.00	30.44	1,469.56
12	006-370-3703	27,000.00	2,213.32	24,786.68
13	006-370-3705	0.00	4,295.95	-4,295.95

\*\* 1 of 15 \*\*            707,190.00        149,293.07        557,896.93

Enter 'N' for Next Screen, 'P' for Previous Screen, "Account Index" for  
Detailed Budget Inquiry, or 'X' to Exit: \_\_\_\_

## *Tom Green County Security Report*

- 1) Security Report*
- 2) Market Values Per Texas State  
Bank*

JAN-12-2001 10:42 915 949 0480  
Report Date: *January 12, 2001*  
Time Prepared: *10:28:30 AM*  
Requested By: *BECKY CASH*  
Includes: *Account: 90 00 8484 132 TOM GREEN COUNTY RETAINAGE ACCOUNT*

P.01  
TEXAS STATE BANK

### *Account Holdings as of 12/31/00*

Cusip No.	Security Name	Shares / Par	Investment	Unit Price	Market Value	Price Date
31364GH28	FNMA 4/19/04 <i>1</i>	1,000,000.0000	995,353.61	99.198	991,980.00	12/29/2000
912827SA6	UST-NTS 2/15/04 <i>2</i>	1,000,000.0000	991,816.30	98.844	988,440.00	12/29/2000
	Total Securities	2,000,000.0000	1,987,169.91		1,980,420.00	
	Income Cash		0.00		0.00	
	Principal Cash		0.00		0.00	
	Account Total		1,987,169.91		1,980,420.00	

PAGE 1 12/29/00 19:25:45 BE HOLDINGS STATEMENT  
CC1 K1 BIN#:

DI#: 111323906 TEXAS ST SAN ANG ACCT: 1032 ACCOUNT B

TEXAS STATE BANK  
ATTN ANN HOELSCHER  
P O BOX 3186

SAN ANGELO TX 76901

ATTENTION SECURITIES TRANSFER STAFF

SCTY	MTRTY DT	BVF	PAR BALANCE	LST ACTY
31364GH28 5.81 FNNT D 01-04	04/19/04	1.0000000	\$1,000,000.00	04/27/99
9128275A6 4 3/4 NOTE E 04	02/15/04	1.0000000	\$1,000,000.00	04/27/99
ACCT TOTALS: #ISSUES: 2	PAR BAL:		\$2,000,000.00	

December 2000  
Security Report - Treasurer

VOL 70 PAGE 205

Fund #	BROKER & TYPE FUND # & NAME	CUSIP NUMBER DESCRIPTION	BOUGHT MATURES	PURCHASED RATE/YIELD	ACCRUED INTEREST	(DISCOUNT) PREMIUM	ORIG COST TO FUND	PRINCIPAL BAL PREV. MONTH	PRINCIPAL PMNT MNTHLY	PRINCIPAL BAL THIS MONTH	INT PYMTS RECVD SINCE PURCHASE	INT. RECEIVED THIS MONTH
001	Morgan Keegan/FNMA callable 04/19/01	31364GH28	4/27/99						FOOTNOTE#2		FOOTNOTE#2	
001	General Fund/Geno Bank Account	FNMA Callable	4/19/04	5.949%	\$1,291.11	(\$5,937.50)	\$995,353.61	\$989,416.11	\$0.00	\$989,416.11	\$88,233.89	\$0.00
001	Prudential/ US Treasury	9128275A6C	4/27/99									
001	General Fund/Geno Bank Account	US Treasury	2/15/04	5.164%	\$9,316.30	(\$17,500.00)	\$991,816.30	\$974,316.30	\$0.00	\$974,316.30	\$69,175.08	\$0.00
001 Total					\$10,607.41	(\$23,437.50)	\$1,987,169.91	\$1,963,732.41	\$0.00	\$1,963,732.41	\$157,408.97	\$0.00
Grand Total					\$10,607.41	(\$23,437.50)	\$1,987,169.91	\$1,963,732.41	\$0.00	\$1,963,732.41	\$157,408.97	\$0.00

Fund #	BROKER & TYPE FUND # & NAME	CUSIP NUMBER DESCRIPTION	INTEREST RECEIVED TO DATE	NET INTEREST ACCRUED	MKT \$\$ AS 11/30/00	% OWNED	MKT VALUE AS 11/30/00	MKT \$\$ AS 12/29/00	% OWNED	MKT VALUE AS 12/29/00	CHANGE IN MKT VALUE	UNREALIZED (LOSS)GAIN See Note
001	Morgan Keegan/FNMA callable 04/19/01	31364GH28	(Footnote #1)	Based on 70 days								
001	General Fund/Geno Bank Account	FNMA Callable	\$88,233.89	\$11,297.22	\$983,680.00	100.000%	\$983,680.00	\$991,980.00	100.000%	\$991,980.00	\$8,300.00	\$102,095.00
001	Prudential/ US Treasury	9128275A6C		Based on 136 days								
001	General Fund/Geno Bank Account	US Treasury	\$69,175.08	\$17,554.35	\$976,560.00	100.000%	\$976,560.00	\$988,440.00	100.000%	\$988,440.00	\$11,880.00	\$100,853.13
001 Total			\$157,408.97	\$28,851.57	\$1,960,240.00		\$1,960,240.00	\$1,980,420.00		\$1,980,420.00	\$20,180.00	\$202,948.13
Grand Total			\$157,408.97	\$28,851.57	\$1,960,240.00		\$1,960,240.00	\$1,980,420.00		\$1,980,420.00	\$20,180.00	\$202,948.13

Footnote #1 Interest equals interest earned since last coupon payment less interest paid at purchase

Footnote # FY99 Accretion Amounts per Auditor

Note: Unrealized Gain (Loss) Formula: (This formula is used to calculate only the potential earnings as pertains to securities, thus potential earnings from other sources(ie flex) are not calculated.

+ Market Value	\$1,980,420.00
-Principal This Month	\$1,963,732.41
Unrealized Gain (Loss) Market Value	\$16,687.59
+Interest Received	\$157,408.97
+ Accrued (estimate) Interest (Not Yet Received)	\$28,851.57
=Total Unrealized Gain (Loss)	\$202,948.13

THE STATE OF TEXAS ()

COUNTY OF TOM GREEN ()

Before me, the undersigned authority, on this day personally appeared Dianna Spieker, County Treasurer of Tom Green County, Texas, who being fully sworn, upon oath says that the within and foregoing report is true and correct to the best of her knowledge.

Dianna Spieker  
Dianna Spieker, County Treasurer, Tom Green County

Subscribed and sworn to before me on this the 30 day of Jan., 2001.

Elizabeth McGill  
Elizabeth McGill, County Clerk, Tom Green County

-----  
TREASURER'S REPORT  
-----

For the month of Dec. in the year of 2000.

Filed with accompanying vouchers this the 30 day of Jan. 2001.

Elizabeth McGill  
Elizabeth McGill, County Clerk, Tom Green County

By Deputy Clerk, Tom Green County

\*\*\*\*\*  
Examined, accepted, in open Commissioners' Court this 30 day of Jan. 2001.

Shahad Zou  
Presiding Officer, Commissioners' Court

\*\*\*\*\*  
TOM GREEN COUNTY, TEXAS  
\*\*\*\*\*



DAVID E. HARRISON  
SENIOR VICE PRESIDENT

January 22, 2001

Texas Independent Bank  
P O Box 560528  
Dallas, Texas 75356-0528

This letter will serve as your authorization to release the pledge on the following bond.

This bond is currently pledged to Tom Green County.

FNMA , \$1,000,000.00, 6.31%, MD-05/05/2003, cusip#31364FD24

Sincerely,

David E. Harrison  
Senior Vice President

Diana Spieker  
Tom Green County Treasurer

2201 Sherwood Way  
San Angelo, Texas 76901  
(915) 949-3721  
Member  
F.D.I.C.



DAVID E. HARRISON  
SENIOR VICE PRESIDENT

1-23-01

Sue Ritter  
TIB

Dear Sue:

Please pledge the following security to TOM GREEN COUNTY:

FNMA, \$1,500,000.00, 6.58%, MD 8/13/02, cusip # 3134A1YD6

Thank you,

David E. Harrison  
Senior Vice President

2201 Sherwood Way  
San Angelo, Texas 76901  
(915) 949-3721  
Member  
F.D.I.C.





DAVID E. HARRISON  
SENIOR VICE PRESIDENT

January 10, 2001


Texas Independent Bank  
P O Box 560528  
Dallas, Texas 75356-0528


This letter will serve as your authorization to release the pledge on the following bond.

This bond is currently pledged to Tom Green County.

FNMA , \$2,000,000.00, 6.490%, MD-09/11/2002, cusip#31364FAD3

Sincerely,

  
David E. Harrison  
Senior Vice President

  
Diana Spieker  
County Treasurer

2201 Sherwood Way  
San Angelo, Texas 76901  
(915) 949-3721  
Member  
F.D.I.C.



DAVID E. HARRISON  
SENIOR VICE PRESIDENT

January 11, 2001

Texas Independent Bank  
Attn: Sue Ritter  
P O Box 560528  
Dallas, Texas 75356-0528

Dear Sue:

The following bonds will need to be pledged to Tom Green County .

FNMA, \$2,000,000.00, 7.50%, MD-08-01-2029, Cusip#31371HVM7

Sincerely,

David E. Harrison  
Senior Vice President

2201 Sherwood Way  
San Angelo, Texas 76901  
(915) 949-3721  
Member  
F.D.I.C.

## RESOLUTION

**WHEREAS,** The Community of Water Valley in Tom Green County, Texas has a need for a Cemetery, Board, and

**WHEREAS,** A tract of land belonging to Tom Green County has been used as a cemetery since 1930, and

**WHEREAS,** a board is needed to oversee such cemetery, and

**WHEREAS,** The Water Valley Cemetery Advisory Board shall be authorized to conduct the every day affairs of the cemetery, allocate space, provide for the upkeep for the spaces and markers, and to accept in trust and expend funds donated to the Water Valley Cemetery.

**WHEREAS,** Such funds shall be deposited in the appropriate account with a financial institution and shall be subject to audit by the Tom Green County Auditor, and


**WHEREAS,** Board members shall serve a term of five years beginning February 6, 2001,


**NOW, THEREFORE, BE IT RESOLVED,** that the Commissioners' Court of Tom Green County, Texas recognize that the following persons be appointed to the Water Valley Cemetery Advisory Board:


Mary Lou McBride, Chairperson  
Jacquelyn Anderson  
Larry Norris – to replace Edith Bannister


With the following persons to serve as alternates:  
Wade Demere  
Jerry Bannister  
Peggy Barnett  
Richard Campos


**PASSED AND APPROVED** by **TOM GREEN COUNTY COMMISSIONERS' COURT** IN **TOM GREEN COUNTY, TEXAS,** ON THIS THE 30<sup>TH</sup> DAY OF JANUARY, 2001.

  
Michael D. Brown, County Judge

  
W. Clayton Friend, Commissioner, Pct. 1

  
Jodie R. Weeks, Commissioner, Pct 3

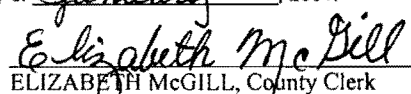
  
Karl W. Bookter, Commissioner, Pct. 2

  
Richard S. Easingwood, Jr., Commissioner, Pct. 4

### ATTEST:

Before me, the undersigned authority, on this day personally appeared Michael D. Brown, County Judge; W. Clayton Friend, Commissioner, Pct. 1; Karl W. Bookter, Commissioner, Pct. 2; Jodie R. Weeks, Commissioners, Pct 3; and Richard S. Easingwood, Jr., Commissioner, Pct. 4, Tom Green County, known to me to be the persons whose names are subscribed to the foregoing instrument and acknowledged to me that they executed the same for the purposes, therein expressed and in the capacity therein stated. Subscribed and acknowledged before me by the said County Officials, on this the 30<sup>th</sup> day of January, 2001.

Attest:

  
ELIZABETH MCGILL, County Clerk  
Tom Green County, Texas