

**Tom Green County Commissioners' Court
March 25, 2003**

The Commissioners' Court of Tom Green County, Texas, met in Regular Session March 25, 2003 in the Edd B. Keyes Building, with the following members present:

Clayton Friend, Commissioner of Precinct #1
Karl Bookter, Commissioner of Precinct #2
Jodie R. Weeks, Commissioner of Precinct #3
Richard Easingwood, Commissioner of Precinct #4
Michael D. Brown, County Judge

County Judge, Mike Brown, called the meeting to order at 8:32 AM.

The Pledge of Allegiance to the United States and the Texas flags were recited.

Reverend Chester McCown, Associate Pastor of Trinity Lutheran Church, gave the invocation.

4. Commissioner Friend moved to approve the Consent Agenda as presented.

Commissioner Bookter seconded the motion. The following items were presented:

- A. Approved the minutes of the Regular Meeting, March 11, 2003.
- B. Approved the Minutes of the Accounts Allowable from 3/ 12 – 18 /03 in the amount of \$939,702.84 and from 3/ 19 – 25 /03 in the amount of \$254,821.39 for a combined total of \$ 1,194,524.23. Purchase Orders from 3/ 10 – 14 /03 in the amount of \$ 9,934.85 and from 3/ 17 – 21 /03 in the amount of \$51,537.12 for a combined total of \$61,471.97.

- C. Accepted Personnel Actions as presented:

The following salary expenditures are being presented for your *Approval*:

<u>NAME</u>	<u>DEPARTMENT</u>	<u>ACTION</u>	<u>EFF. DATE</u>	<u>GRADE/ STEP</u>	<u>SALARY</u>
Bolding, Cynthia M.	County Clerk	New Hire	03/19/03	13/1	\$ 735.52 S/M
Finch, Erlinda E.	County Clerk	Promotion	04/01/03	16/1	\$ 852.90 S/M
Monico, Gary M.	County Clerk	Promotion	04/01/03	20/1	\$1,039.20 S/M
Hawkins, Maria L.	Housekeeping	New Hire	03/19/03	N/A	\$ 5.30 /hr
Pechacek, Sydonia L.	Jail	New Hire	03/17/03	N/A	\$ 929.16 S/M
Bingham, Tammy L.	Jail	New Hire	04/02/03	12/1	\$ 699.98 S/M
Smith, Martin L.	Jail	New Hire	03/17/03	16/1	\$ 852.90 S/M
Miller, Susan L.	Library (WBR)	New Hire	03/18/03	N/A	\$ 5.45 /hr
Bible, Lyndon D.	RKR	Rehire	04/01/03	N/A	\$ 736.66 S/M
Brown, Jason S.	RKR	Rehire	04/01/03	Standby	\$ 7.50 /hr
Fillip, Barbara D.	RKR	Rehire	04/01/03	N/A	\$ 791.25 S/M
Garcia, Carolyn F.	RKR	Rehire	04/01/03	N/A	\$ 958.33 S/M
Harris, Becky A.	RKR	Rehire	03/16/03	N/A	\$ 1,666.66 S/M
Hernandez, Daniel	RKR	Rehire	04/01/03	N/A	\$ 833.33 S/M
Hohman, Robert V.	RKR	Rehire	04/01/03	N/A	\$ 736.66 S/M
Hooten, Kristy N.	RKR	Rehire	04/01/03	N/A	\$ 1,000.00 S/M
Jetton, Edward Cash	RKR	Rehire	04/01/03	N/A	\$ 1,500.00 S/M
Johnson, Jerry M.	RKR	Rehire	04/01/03	Standby	\$ 7.50 /hr
Kates, Karla F.	RKR	Rehire	04/01/03	N/A	\$ 833.33 S/M
Mendez, Lilia	RKR	Rehire	04/01/03	N/A	\$ 563.33 S/M
Meyers, David C.	RKR	Rehire	04/01/03	Standby	\$ 7.50 /hr
Moses, Matthew B.	RKR	Rehire	04/01/03	N/A	\$ 736.66 S/M
Samaniego, Jimmy R.	RKR	Rehire	04/01/03	Standby	\$ 7.50 /hr
Tijerina, Roland	RKR	Rehire	04/01/03	Standby	\$ 7.50 /hr
Thomas, Allie L.	RKR	Rehire	04/01/03	N/A	\$ 833.33 S/M
Torres, Michael R.	RKR	Rehire	04/01/03	N/A	\$ 780.00 S/M
Vega, Andrew	RKR	Rehire	04/01/03	Standby	\$ 7.50 /hr
Whiten Jr., Lynn E.	RKR	Rehire	04/01/03	N/A	\$ 833.33 S/M
Wingo, Thomas	RKR	Rehire	04/01/03	N/A	\$ 780.00 S/M
Arvedson, Casey	Vehicle Registration	Promotion	04/01/03	12/1	\$ 699.98 S/M
Reed, Frances L.	Vehicle Registration	Promotion	04/01/03	15/1	\$ 811.97 S/M

The following personnel actions are presented for *Acknowledgement* and as a matter of record:

<u>NAME</u>	<u>DEPARTMENT</u>	<u>ACTION</u>	<u>EFF. DATE</u>	<u>GRADE/ STEP</u>	<u>SALARY</u>
Robinson, Sash D.	Juvenile Detention.	Dismissal	03/21/03	N/A	\$ 6.00 /HR
West, James D.	Juvenile Detention	Dismissal	03/21/03	N/A	\$ 6.00 /HR
Woodfin, Mivan A.	Vehicle Registration	Retirement	03/31/03	15/7	\$ 942.28 S/M
Arzola, Hector H.	CRTC(235)	Resignation	03/15/03	N/A	\$ 739.40 S/M
Caine, Lynn C.	CRTC(235)	New Hire	03/15/03	N/A	\$ 717.83 S/M
Leyva, Rodrigo E.	CRTC(235)	New Hire	03/16/03	N/A	\$ 717.83 S/M
Masterson, Robert M.	CRTC(235)	Salary Increase	03/16/03	N/A	\$1,650.32 S/M
Scalise, Franklin	CRTC(235)	Resignation	03/15/03	N/A	\$ 902.21 S/M
Martin, Stefanie M.	CSCD(218)	Salary Increase	03/16/03	N/A	\$1,105.33 S/M
Martinez, Elizabeth	CSCD(218)	Resignation	03/31/03	N/A	\$ 804.29 S/M
Theriot, Tulisha	CSCD(156)	Resignation	03/10/03	N/A	\$1,220.83 S/M

- D. Accepted the Solid Waste Report for February, 2003 as a matter of record.
(Recorded with these minutes)
- E. Approved the bond for the County Auditor as a matter of record. (Recorded with these minutes.)
- F. Authorized authority to release the pledge on bond of \$10,000,000.00 FNMA discount note; Cusip 313588DU6, M/D: April 1, 2003.
- G. Approved pledge for the following bonds to Tom Green County:
\$2,000,000.00 FNMA discount note; Cusip-3136F2T81, M/D: August 10, 2005; and Bond \$2,000,000 FHLMC; cusip-3128XOUP2,M/D: January 13, 2006.
- H. Accepted an altered 18-foot, goose-necked trailer from the Texas Department of Transportation as a matter of record.
- I. Approved the sale of the following Tax Foreclosure Property:
 1. Lot 7, Block 13, Miles Addition, Suit #B94-0060T, located at 115 E. 6th Street. Purchaser is Alexander G. Sanchez in the amount of \$2500.00.
 2. Lot 7, Block 3, Goodfellow Addition, Suit # B-4647-B, lot size 50 feet by 130 feet. Purchaser is P. Gilbert Gallegos in the amount of \$750.00.
 3. Lot 5, Block 26, Miles Addition, Suit # B-97-0127-T, located at 119 E. 8th Street. Purchaser is Sandra Jasso in the amount of \$5,398.45.
 4. Lot 9, Block 17, Forest Park Addition, Cause # Tax90-0412B, located at the southeast corner of Westland and Juanita Street. Purchaser is Raul Reyes , Jr. in the amount of \$1,800.00.
 5. Lot 2, Block 19, Forest Park Addition, Cause # TAX90-0489B, located at 2404 Juanita Street. The purchaser is Raul Reyes, Jr. in the amount of \$1,800.00.
 6. Lot 8, Block 9, Forest Park Addition, Cause #B-4718-B, located 2211 Lindell Avenue. The purchaser is Harold Ensminger in the amount of \$500.00.
- J. Acknowledged certification of required hours for the County Clerk for the record.

All voted in favor of the motion.

5. Judge Brown presented Election Certificates, received from Governor Perry, to all Officials who were elected November 5, 2002.
Karl Bookter---Commissioner for Precinct #2; Richard Easingwood---
Commissioner for Precinct #4; Michael D. Brown---County Judge; Ben Nolen---
County Court at Law Judge; Penny Roberts---County Court at Law 2 Judge; Sheri
Woodfin---District Clerk; Elizabeth McGill---County Clerk; Alvie Hester---
Constable for Precinct #4; Dianna Spieker---County Treasurer; G.C. Serna---
Justice of the Peace Precinct #1; Jerry Jennison – Justice of the Peace Precinct
#2; Steve Floyd---Justice of the Peace for Precinct #3; and Eddie Howard –
Justice of the Peace for Precinct #4.
6. Debra Brown made a presentation of a packet containing, among other items, a
calendar of events for the month of April and blue ribbons to wear
commemorating the observance of child abuse prevention. Ms. Brown also
invited everyone to join them April 1st, 2003 at 8:00 PM on the steps of the

County Courthouse, for a candlelight service to bring to the attention of the public that child abuse must be prevented.

Judge Brown moved to adopt the Proclamation, proclaiming the month of April, 2003 as “Child Abuse Prevention Month”. Commissioner Friend seconded the motion and all voted in favor.

7. Tim Yandell, with the Texas Fort Trails, made a presentation to the Court regarding the economic impact brought to communities through tourism and how the Texas Fort Trails have added to the heritage tourism industry, which is the fastest growing type of tourism. Also in attendance were Texas Forts Trail Board members, Ross McSwain and Bob Bluthardt. Frontier Texas is being developed in the Abilene area. This group is funded through a grant from the Texas Historical Society.
8. **Commissioner Easingwood moved to adopt the Proposed Resolution for County Support regarding helping to develop the Texas Forts Trail Region. Commissioner Weeks and all voted in favor of the motion.**
9. Marion Schmiedekamp, Parks Director, explained to the Court that the City Clean-up will be April 1-30, 2003.
Commissioner Weeks moved to set the following dates for the County Clean-up: May 1, 2 & 3, 2003 will be the dates for Precincts 1 & 3; May 8, 9 & 10, 2003 will be the dates for Precincts 2 & 4. Commissioner Friend seconded the motion and all voted in favor.
10. **Judge Brown recessed the Regular meeting of the Court at 9:08 AM to hear comments from the public regarding the completion of the 2002 Texas Community Development Program – Water Facility Improvements (Contract # 722769).**
 1. The Open Public Meeting was called to order at 9:09 AM.
 2. Yantis Green, of Christoval, commented on the fact that Christoval is an unincorporated community and water improvement is a very important issue to the economics of the community since much of the community is agricultural. The proposed water conservation easements, proposed by the City of San Angelo, should give consideration to the Water Improvement Districts, which are regulated by the Federal Government. There was a discussion among the Court members about individual landowners being the only one who can make the choice between the water easement or the water conservation districts.
 3. Judge Brown closed the Public Hearing at 9:14 AM.
11. **The Regular meeting was reconvened at 9:14 AM.**
12. **There was no action on this matter.**
13. Robert Stephens made a presentation to the Court regarding the Rural Public Transportation District and the need for input from appointed representatives. He proposed a possibility of a link with the South Orient Rural Rail Transportation as an option for establishing this new district.
Commissioner Friend moved to appoint County Judge Michael Brown, as the representative from Tom Green County, to the Rural Public Transportation District. Commissioner Easingwood seconded the motion and all voted in favor.
14. **Commissioner Friend moved to authorize the Professional Salary Position of the Jail Nurse to be raised from \$10.18 to \$12.14 per hour for the Assistant and from \$11.75 to \$13.25 per hour for the LVN Nursing Supervisor; a line item transfer is to be done from the FY 2003 budgeted salary for the Commissary Clerk to salary for Jail Nurses; the Commissary Clerk salary will be funded wholly out of the Commissary Fund; to be effective April 1, 2003. Commissioner Bookter seconded the motion and all voted in favor.**
15. **Commissioner Weeks moved to award the renewal of RFB 02-003 “Uniforms” to AmeriPride Linen and Apparel Services for one additional year. Commissioner Easingwood seconded the motion and all voted in favor.**
16. **Judge Brown moved to renew the current Aramark Corporation contract for food service with an increase of 2.3%. Commissioner Easingwood seconded the motion and all voted in favor.** Commissioner Bookter requested that a regular check be done on the kitchen and make a report to the Court.
17. **Judge Brown moved to approve the Treasurer’s Monthly Report for February 2003 as presented. Commissioner Weeks seconded the motion and all voted in favor.**

18. **Judge Brown moved to approve the Interlocal Agreement for the Task Force on Indigent Defense Grant Program, between Tom Green County, Schleicher County and Runnels County, and authorize Judge Brown to sign the agreement. Commissioner Friend seconded the motion and all voted in favor.**
19. **Commissioner Weeks moved to accept the Auditor's Monthly Report for February 2003, as presented. Commissioner Easingwood seconded the motion and all voted in favor.**
20. **Judge Brown moved to approve the amount of the Roy K. Robb Post Adjudication Juvenile Center's petty cash fund to \$500.00. Commissioner Easingwood seconded the motion and all voted in favor.**
21. **Commissioner Easingwood moved to extend the funding for the AIC/CHAP/CHEK Programs for the months of June through August of 2003 in the amount of \$37,500.00 to be taken from Contingency. The funding will be in the form of a grant and the CSCD will supervise these programs and their expenses. The Court also acknowledges, for the record, that the funding of these programs for the month of September, as previously approved, will also be in the form of a grant. Commissioner Bookter seconded the motion and all voted in favor.**
22. **Commissioner Friend moved to authorize Judge Brown to execute all contracts for Program Services for the Roy K. Robb Post Adjudication Juvenile Facility. Commissioner Weeks seconded the motion and all voted in favor.**
23. **Judge Brown moved to approve the renewal of the application of the San Angelo/Tom Green County Enterprise Zone One. Commissioner Friend seconded the motion and all voted in favor.**
24. **County Clerk, Elizabeth McGill, explained to the Court that the plat application fee for Fuessel Farm Tracts Sec 2 has been paid after the correction was made to the actual number of lots platted was corrected. The Evergreen Acres tract was deleted from the list of delinquent subdivisions since it was filed prior to the adoption of the current rules.
There was no action taken in regard to the Tom Green County Subdivision and Manufactured Home Community Rules and Regulations.**
25. **There were no line item transfers.**
26. **Future Agenda Items:**
 1. **County Government Week April 6th – 12th, 2003.**
 2. **April 22nd, 2003 – Commissioner's Court- Consider rescinding authorization of subdivisions that have not met the requirements for filing plats according to the Tom Green County Subdivision and Manufactured Home Community Rules and Regulations.**
 3. **Consider bonding requirements for Subdivisions and Manufactured Home Communities.**
 4. **Consider changes in Personnel Policy/ New Hire Orientation procedures.**
27. **Announcements:**
 1. **April 5, 2003 the 915 Area Codes will change as follows:
Abilene and San Angelo -----325
Midland and Odessa-----432
El Paso will remain-----915**
 2. **Christoval - Brush chipping ---April 3, 2003 8:00 to 4:00
Grape Creek - Brush chipping ---April 4&5----8:00 to 4:00
April 6-----9:00 to 5:00**
 3. **Legislative Day at the Capital in Austin is April 9th, 2003.**
 4. **Various Elected Officials or their representatives will be participating in group discussions at local area schools on April 11th, 2003.**

Judge Brown adjourned the meeting at 10:55 A.M.

FEBRUARY 2003
FY 2003 TGC SOLID WASTE REPORT
3/21/03

WALL

DATE	9-10am	10-11am	11-12am	12-1pm	TOTAL	CUSTOMERS
FEB 1	0	0	0	0	0	0
FEB 8	0	0	0	0	0	0
FEB 15	0	0	0	0	0	0
FEB 22	0	0	0	0	0	0

	WALL	FEB. 01	FEB. 2003	FY '03 TO DATE	SAME PERIOD FY02
Salary (\$6.15 hr)					
Duncan Disposal	-\$98.40				
Reliant	-\$138.94				
Cellular Phone	-\$0.72				
Mrs. Its (land)	-\$ 17.95				
Total Expense	<u>-\$ 50.00</u>				
	(\$306.01)				
	WALL	FEB. 01	FEB. 2003	FY '03 TO DATE	SAME PERIOD FY02
Duncan Disposal	Expense	-\$315.07	-\$306.01	-\$1,590.59	-\$1,903.25
Reliant	Revenue	<u>\$120.00</u>	<u>\$0.00</u>	<u>\$290.00</u>	<u>\$560.00</u>
Cellular Phone	Loss	-\$195.07	-\$306.01	-\$1,300.59	-\$1,343.25

CHRISTOVAL

DATE	11-12	12-1	1-2	2-3	3-4	4-5	TOTAL	Customers
FEB 1	0	1/\$20	2/\$20	0	2/\$30	0	\$70	5
FEB 8	2/\$20	0	0	0	1/\$62	1/\$40	\$122	4
FEB 15	1/\$50	0	0	1/\$20	0	1/\$50	\$120	3
FEB 22	0	0	0	0	0	0	0	0

	CHRISTOVAL	FEB. 02	FEB. 2003	FY '03 TO DATE	SAME PERIOD FY02
Salary (\$6.15 hr)					
Duncan Disposal	-\$147.60				
Reliant Energy	-\$529.22				
Cellular Phone	-\$27.82				
Total Expense	<u>-\$17.95</u>				
	(\$722.59)				
	CHRISTOVAL	FEB. 02	FEB. 2003	FY '03 TO DATE	SAME PERIOD FY02
Duncan Disposal	EXP	-\$449.55	-\$722.59	-\$2,542.57	-\$2,514.36
Reliant Energy	REV	<u>\$210.00</u>	<u>\$312.00</u>	<u>\$1,004.00</u>	<u>\$1,467.00</u>
Cellular Phone	LOSS	-\$239.55	-\$410.59	-\$1,538.57	-\$1,047.36

GRAPE CREEK

DATE	9-10	10-11	11-12	12-1	1-2	2-3	3-4	4-5	TOTAL	Customers
FEB 1	2/\$30	3/\$60	0	3/\$30	1/\$20	2/\$30	1/\$10	3/\$47	\$227	15
FEB 8	1/\$27	2/\$30	2/@20	2/\$40	0	1/\$10	0	0	\$127	8
FEB 15	2/\$20	0	1/\$20	1/\$10	1/\$10	0	2/\$20	0	\$100	7
FEB 22	2/\$37	0	3/\$67	0	0	1/\$20	2/\$20	0	\$144	8

	GRAPE CREEK	FEB. 02	FEB. 2003	FY '03 TO DATE	SAME PERIOD FY02
Salary (\$6.15 hr)					
Duncan Disposal	-\$276.75				
Reliant Energy	-\$1,188.77				
Cellular Phone	-\$61.70				
Total Expense	<u>-\$ 17.95</u>				
	(\$1,545.17)				
	GRAPE CREEK	FEB. 02	FEB. 2003	FY '03 TO DATE	SAME PERIOD FY02
Duncan Disposal	Expense	-\$2,859.58	-\$1,545.17	-\$8,306.55	-\$10,632.91
Reliant Energy	Revenue	<u>\$1,078.00</u>	<u>\$598.00</u>	<u>\$3,077.00</u>	<u>\$6,077.00</u>
Cellular Phone	LOSS	-\$1,781.58	-\$947.17	-\$5,229.55	-\$4,555.91

FEBRUARY 2003 SOLID WASTE COMPARISONS

	FEB. 2002	FEB. 2003	FY2002 TO DATE	SAME PERIOD FY02
EXPENSES	-\$3,624.20	-\$2,573.77	-\$12,439.71	-\$15,050.52
REVENUE	<u>\$1,408.00</u>	<u>\$910.00</u>	<u>\$4,371.00</u>	<u>\$8,104.00</u>
LOSS TO DATE	-\$2,216.20	-\$1,357.76	-\$8,068.71	-\$6,946.52

Texas



Western Surety Company

OFFICIAL BOND AND OATH

THE STATE OF TEXAS }
County of Tom Green } ss

KNOW ALL PERSONS BY THESE PRESENTS:

BOND No. 69426413

That we, Stanley Liles, as Principal, and WESTERN SURETY COMPANY, a corporation duly licensed to do business in the State of Texas, as Surety, are held and bound unto District Judge(s), his successors in office,

in the sum of Five Thousand And No/100 DOLLARS (\$ 5,000.00), for the payment of which we hereby bind ourselves and our heirs, executors and administrators, jointly and severally, by these presents.

Dated this 6th day of November, 2002.

THE CONDITION OF THE ABOVE OBLIGATION IS SUCH, That whereas, the above bounden Principal was on the 5th day of November, 2002, duly

Elected to the office of County Auditor in and for Tom Green

(Elected-Appointed)

County, State of Texas, for a term of two year s commencing on the 1st day of January, 2003.

NOW THEREFORE, if the said Principal shall well and faithfully perform and discharge all the duties required of him by law as the aforesaid officer, and shall faithfully perform the duties of



then this obligation to be void, otherwise to remain in full force and effect.

PROVIDED, HOWEVER, that regardless of the number of years this bond may remain in force and the number of claims which may be made against this bond, the liability of the Surety shall not be cumulative and the aggregate liability of the Surety for any and all claims, suits, or actions under this bond shall not exceed the amount stated above. Any revision of the bond amount shall not be cumulative.

PROVIDED, FURTHER, that this bond may be cancelled by the Surety by sending written notice to the party to whom this bond is payable stating that, not less than thirty (30) days thereafter, the Surety's liability hereunder shall terminate as to subsequent acts of the Principal.

Stanley Liles
Principal

Countersigned
By J Marshall Hubing
Resident Agent


WESTERN SURETY COMPANY
By Paul T. Bruflat
Paul T. Bruflat, Senior Vice President

ACKNOWLEDGMENT OF PRINCIPAL

THE STATE OF TEXAS }
County of Tom Green } ss

Before me, Elizabeth McGill on this day, personally appeared Stanley P. Liles, known to me to be the person whose name is subscribed to the foregoing instrument and acknowledged to me that he executed the same for the purposes and consideration therein expressed.

Given under my hand and seal of office at San Angelo, Tom Green County, Texas, this 03rd day of March, 2003.



Elizabeth McGill
County Clerk
Tom Green County, Texas

OATH OF OFFICE
(COUNTY COMMISSIONERS and COUNTY JUDGE)

I, _____, do solemnly swear (or affirm) that I will faithfully execute the duties of the office of _____, of the State of Texas, and will to the best of my ability preserve, protect, and defend the Constitution and laws of the United States and of this State; and I furthermore solemnly swear (or affirm) that I have not directly nor indirectly paid, offered, or promised to pay, contributed, nor promised to contribute any money, or valuable thing, or promised any public office or employment, as a reward for the giving or withholding a vote at the election at which I was elected; and I furthermore solemnly swear (or affirm) that I will not be, directly or indirectly, interested in any contract with or claim against the County, except such contracts or claims as are expressly authorized by law and except such warrants as may issue to me as fees of office. So help me God.

Signed _____

Sworn to and subscribed before me at _____, Texas, this _____ day of _____.

SEAL _____ County, Texas

OATH OF OFFICE
(General)

I, Stanley P Liles, do solemnly swear (or affirm) that I will faithfully execute the duties of the office of County Auditor, of the State of Texas, and will to the best of my ability preserve, protect, and defend the Constitution and laws of the United States and of this State; and I furthermore solemnly swear (or affirm) that I have not directly nor indirectly paid, offered, or promised to pay, contributed, nor promised to contribute any money, or valuable thing, or promised any public office or employment, as a reward for the giving or withholding a vote at the election at which I was elected. So help me God.

Signed Stanley P Liles

Sworn to and subscribed before me at San Angelo, Texas, this 13th day of Jan, 2003.

SEAL Sheri Woodzi
Tom Green County, Texas

THE STATE OF TEXAS }
County of _____ } ss

The foregoing bond of _____ as _____ in and for _____ County and State of Texas, this day approved in open Commissioner's Court.

ATTEST: _____ Date _____

_____ Clerk _____ County Judge,

County Court _____ County _____ County, Texas

THE STATE OF TEXAS }
County of _____ } ss

I, _____, County Clerk, in and for said County, do hereby certify that the foregoing Bond dated the _____ day of _____, with its certificates of authentication, was filed for record in my office the _____ day of _____, at _____ o'clock _____ M., and duly recorded the _____ day of _____, at _____ o'clock _____ M., in the Records of Official Bonds of said County in Volume _____, on page _____.

WITNESS my hand and the seal of the County Court of said County, at office in _____, Texas, the day and year last above written.


_____ Clerk
By _____ Deputy County Court _____ County

ACKNOWLEDGMENT OF SURETY
(Corporate Officer)

STATE OF SOUTH DAKOTA }
County of Minnehaha } ss

Before me, a Notary Public, in and for said County and State on this 6th day of November, 2002, personally appeared Paul T. Bruflat

to me known to be the identical person who subscribed the name of WESTERN SURETY COMPANY, Surety, to the foregoing instrument as the aforesaid officer and acknowledged to me that he executed the same as his free and voluntary act and deed, and as the free and voluntary act and deed of such corporation for the uses and purposes therein set forth.



My Commission Expires November 30, 2006

D. Krell

Notary Public

Western Surety Company

OFFICIAL
BOND AND OATH

On Behalf of

Principal

Official Title

Texas

Filed the _____ day of _____

at _____ o'clock _____ M.

Clerk

County Court _____ County, Texas

The City Of

San Angelo, Texas

P.O. Box 1751 - Zip 76902



February 28, 2003

Mr. Micheal Brown
County Judge
Tom Green County
112 W. Beauregard
San Angelo, Tx 76903

RE: Sale of Tax Foreclosure Property(s) – Lot 7, Block 13, Miles Addition, Suit No. B94-0060T

Dear Sirs:

The above referenced property(s) was auctioned in a Sheriff's Sale in August 1998, with no offers received. Subsequently, the property(s) was struck off to the City of San Angelo as Trustee for itself and the other taxing entities.

Lot 7, Block 13, Miles Addition is located at 115 E 6th Street. The lot size is 50' x 100'. (See attached map)

The City has received an offer from Alexander G. Sanchez in the amount of \$ 2,500.00 for the purchase of the above lot.

Listed below is a breakdown of the amounts owed.

Lot 7, Block 13, Miles Addition

Taxes	\$ 2,808.31
District Clerk	387.69
Sheriff's Fees	150.57
Attorney Fees	90.96
City Admin	<u>146.45</u>
	\$ 4,064.00

The City Council has approved the sale of the property(s). This matter is now being forwarded to you for your approval. Attached is the Tax Resale Deeds for your signature.

If you have any questions or require additional information, feel free to contact me at (915)657-4212.

Sincerely,

Sheila Carver
Property Management Tech
City of San Angelo

VOL. 76 PG. 644

The City Of

San Angelo, Texas

P.O. Box 1751 - Zip 76902



March 12, 2003

Mr. Micheal Brown
County Judge
Tom Green County
112 W. Beauregard
San Angelo, Tx 76903

RE: Sale of Tax Foreclosure Property(s) – Lot 7, Block 3, Goodfellow Addition, Suit No. B-4647-B; Lot 5, Block 26, Miles Addition, Suit No. B-97-0127-T; Lot 9, Block 17, Forest Park Addition, Suit No. TAX90-0412B; Lot 2, Block 19, Forest Park Addition, Suit No. TAX89-0489B; Lot 8, Block 9, Forest Park Addition, Suit No. B-4718-B

Dear Sirs:

The above referenced property(s) was auctioned in a Sheriff's Sale in March 1987; November 2002; September 1995; September 1995; and November 1987, with no offers received. Subsequently, the property(s) was struck off to the City of San Angelo as Trustee for itself and the other taxing entities.

Lot 7, Block 3, Goodfellow Addition is located between 30 and 42 Goodfellow Ave. The lot size is 50' x 130'. (See attached map)

Lot 5, Block 26, Miles Addition is located at 119 E 8th Street. The lot size is 50' x 100'. (See attached map)

Lot 9, Block 17, Forest Park Addition is located on the southeast corner of Westland and Juanita Street. The lot size is 50' x 140'. (See attached map)

Lot 2, Block 19, Forest Park Addition is located at 2404 Juanita Street. The lot size is 50' x 140'. (See attached map)

Lot 8, Block 9, Forest Park Addition is located at 2211 Lindell Ave. The lot size is 50' x 140'. (See attached map)

The City has received an offer from P. Gilbert Gallegos in the amount of \$ 750.00; from Sandra Jasso in the amount of \$ 5,398.45; Raul Reyes Jr. in the amount of \$ 1800.00;

from Raul Reyes Jr. in the amount of \$ 1800.00; and from Harold Ensminger in the amount of \$ 500.00 for the purchase of the above lots.

The City Council has approved the sale of the property(s). This matter is now being forwarded to you for your approval on your next agenda. Attached is each Resolution for your signature. Please forward a copy of the signed Resolutions.

Listed below is a breakdown of the amounts owed.

Lot 7, Block 3, Goodfellow Addition

Taxes	\$ 604.00
District Clerk	-0-
Sheriff's Fees	-0-
Attorney Fees	-0-
City Admin	<u>146.45</u>
	\$ 750.00

Lot 5, Block 26, Miles Addition

Taxes	\$ 4,977.00
District Clerk	120.00
Sheriff Fees	40.00
Attorney Fees	115.00
City Admin	<u>146.45</u>
	\$ 5,398.45

Lot 9, Block 17, Forest Park Addition

Taxes	\$ 2,808.31
District Clerk	387.69
Sheriff Fees	150.57
Attorney Fees	90.96
City Admin	<u>146.45</u>
	\$ 4,064.00

Lot 2, Block 19, Forest Park Addition

Taxes	\$ 4,289.48
District Clerk	-0-
Sheriff Fees	-0-
Attorney Fees	-0-
Mowing Leins	18.00
City Admin.	<u>4,453.93</u>
	\$ 4,453.93

Lot 8, Block 9, Forest Park Addition

Taxes	\$ 610.00
District Clerk	91.00
Sheriff Fees	-0-
Attorney Fees	-0-
City Admin.	<u>146.45</u>
	\$ 847.45

The City Council has approved the sale of the property(s). This matter is now being forwarded to you for your approval. Attached is the Tax Resale Deeds for your signature.

If you have any questions or require additional information, feel free to contact me at (915)657-4212.

Sincerely,



Sheila Carver
Property Management Tech
City of San Angelo

COUNTY & DISTRICT CLERKS'
ASSOCIATION OF TEXAS

CERTIFICATE OF COMPLETION

AWARDED TO

ELIZABETH MCGILL

COUNTY CLERK

*For completing the required 20 Hours of Continuing Education for 2002
as prescribed in Section 51.605 of the Texas Government Code*

In witness therefor, recognition is hereby made this January, 2003.

Max Hamlin

Max Hamlin, President

Jo Ann Chastain

Jo Ann Chastain, Vice President

PROCLAMATION

WHEREAS, more than 47,000 cases of child abuse and neglect were confirmed in Texas in fiscal year 2002; and

WHEREAS, there were 176 confirmed cases of child abuse and neglect in Tom Green County in fiscal year 2002; and

WHEREAS, child abuse prevention is a community responsibility and finding solutions depends on involvement among all people; and


WHEREAS, communities must make every effort to promote programs that benefit children and their families; and


WHEREAS, effective child abuse prevention programs succeed because of partnerships among agencies, schools, religious organizations, law enforcement agencies, local business and individuals; and


WHEREAS, everyone in the community should become more aware of child abuse prevention and consider helping parents to raise their children in a safe, nurturing environment;


NOW, THEREFORE, we the Tom Green County Commissioners' Court, do hereby proclaim the month of April, 2003, as **Child Abuse Prevention Month** in Tom Green County, and urge all citizens to work together to help reduce child abuse and neglect significantly this year, and in the years to come.


PASSED AND APPROVED this the 25th day of March, 2003.



Michael D. Brown, County Judge



Clayton Friend, Comm. Pct 1


Karl Bookter, Comm. Pct 2


Jodie R. Weeks, Comm. Pct 3


Richard A. Easingwood, Jr., Comm. Pct 4



ATTEST:

Elizabeth McGill, Tom Green County Clerk



TEXAS HISTORICAL COMMISSION
TEXAS HERITAGE TRAILS PROGRAM

BOARD OF DIRECTORS

Justice Terry McCall
PRESIDENT
EASTLAND/COMANCHE, TX

Ken Becker
VICE PRESIDENT
SWEETWATER, TX

Brandon Polk
TREASURER
ABILENE, TX

Carol Elder
SECRETARY
MINERAL WELLS, TX

Chuck Curtis
MINERAL WELLS, TX

Robert Echols
ALBANY, TX

Glenda England
BROWNWOOD, TX

Judge Steve King
FORT WORTH, TX

Richard McTaggart
MENARD, TX

Ross McSwain
SAN ANGELO, TX

Claire Spivey
GRAHAM, TX

Dr. Robert "Bob" Wettemann
ABILENE, TX

EX OFFICIO

Bob Bluthardt
SAN ANGELO, TX

Don Daniel
MASON, TX

Lester Galbreath
ALBANY, TX

Marilyn Galusha
ABILENE, TX

Buddy Garza
FORT MCKAVETT, TX

Nicki Harle
BAIRD, TX

Doug Harman
FORT WORTH, TX

Stan Meador
ELDORADO, TX

Garland Richards
BRONTE, TX

Marjorie Sewell
JACKSBORO, TX

Helen Wright
THROCKMORTON, TX

PRESENTATION HIGHLIGHTS

- 650-Mile Forts Trail Created in 1968 by TXDOT and includes a 29-county region. Reactivated in 1998 by Texas Historical Commission
- Hosted Regionally in Abilene by Texas Midwest Community Network
- First year realized an 18% increase in visitation numbers regionally and fiscal year 02-03 experienced an increase by 8%
- Maintain regional Website www.texasfortstrail.com
- Maintain legislative contacts and promote region through Texas Heritage Trails Day and Texas Midwest Day in Austin.
- Promotion of the Forts Trail region through Frontier Forts Muster in Fort Worth, McAllen International Travel Show, TIC (Travel Information Centers) throughout the state etc.
- Shared partnership with the Texas Historical Commission to promote regional preservation of historic sites through networking and technical support
- National Advertising placed in *Texas Monthly*, *Texas Highways*, *Southwest Airlines Magazine* along with stories published in *Southern Living*, *New York Times*, *Wall Street Journal*, *Houston Chronicle* and *Fort Worth Star Telegram*
- Forts Trail Regional Coordinator serves as liaison to Frontier Texas, now under construction in Abilene, which will promote and bring widespread exposure to communities within the region.

COUNTIES IN THE REGION:

Brown	Fisher	Mills	Stonewall
Callahan	Haskell	Nolan	Taylor
Coke	Irion	Palo Pinto	Throckmorton
Coleman	Jack	Runnels	Tom Green
Comanche	Jones	San Saba	Young
Concho	Mason	Schleicher	
Eastland	McCulloch	Shackelford	
Erath	Menard	Stephens	

TEXAS FORTS TRAIL

1025 E. North 10th • Abilene, Texas 79510 • 915-676-1762 • Fax 915-676-1709
Email: tim@texasfortstrail.com • www.texasfortstrail.com

PROPOSED RESOLUTION
FOR
COUNTY SUPPORT

WHEREAS, tourism is one of the largest industries in Texas, heritage tourism is a major and growing component of that industry, and the Texas Forts Trail Region is one of the ten Texas Heritage Trails to be visited; and

WHEREAS, studies have shown that heritage tourist spend \$29 more per day than do non-heritage tourist and that such expenditures support hotels, motels, bed and breakfast, food establishments and other local retail and service businesses in the area visited; and

WHEREAS, such expenditures will help preserve the historic sites and culture of the Texas Forts Trail Region; and

WHEREAS, this county wants to develop and increase heritage tourism to this county; and


WHEREAS, the Board of Directors of the Texas Forts Trail is dedicated to promoting awareness of the Texas Forts Trail Region and the role of forts in the development of Texas, as well as promoting the numerous activities and sites to be visited in the 29 counties of the Region; and

WHEREAS, promotion of the Texas Forts Trail Region will benefit this county directly as a member county of the Texas Forts Trail Region;

AND WHEREAS, this county believes that it is important to help develop the Region for heritage tourism by improving the various sites to be visited in the Region, by fostering historic preservation of those sites, and by educating people about the role of the forts;


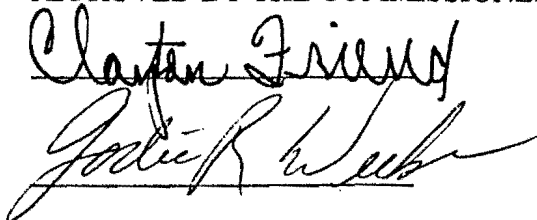
NOW, THEREFORE, BE IT RESOLVED, that the Commissioners Court of Tom Green County hereby expresses its approval and endorsement of the activities of the Texas Forts Trail organization and pledges its support to help develop the Texas Forts Trail Region.

DATED:



COUNTY JUDGE

APPROVED BY THE COMMISSIONERS:



**TOM GREEN COUN. /
TEXAS COMMUNITY DEVELOPMENT PROGRAM
TCDP CONTRACT NO. 722769**

Tom Green County has completed their 2002 Texas Community Development Program (TCDP) Water System Improvements Project.

Construction activities included the following activities:

- Installation of a 2,000 gallon pressure tank
- Installation of two booster pumps with electrical controls
- Water line connections to the pressure tank
- Installation of valves, fittings, and related appurtenances

These public facility improvements were financed through the Office of Rural Community Affairs. These improvements were made in Christoval in order to upgrade the municipal water system. The water storage activities benefited 329 persons, of which 286 or 86.9% are of low to moderate-income persons.

After meeting the public hearing requirements of the Texas Community Development Program (TCDP), Tom Green County will submit the "Final Close-Out Reports" to the Office of Rural Community Affairs.

**INFORMATION FOR CONSIDERATION OF
FORMALLY DESIGNATING THUNDERBIRD RURAL TRANSIT AS CONCHO VALLEY
RURAL TRANSIT DISTRICT (CVRTD)**

In 1995, during the 74th regular session of the Texas Legislature, House Bill 2588 was passed which established rural transit districts. The definition of an RTD is a "Rural Transit District" means a political subdivision of the state which provides for and coordinates rural public transportation within its boundaries.

The law grandfathered in those entities which were already providing rural public transportation services as of August 31, 1995. TXDOT has advised entities that have not formalized the district to do so. The CVCOG's Thunderbird Transit has been providing such services since September 1986.

The salient points and resulting ramifications of this law for rural transit providers are:

- The law sets political boundaries (the existing CVCOG area with the exception of Mason County which belongs to Hill Country Rural Transit District, HCRTD). This action prohibits the operation of a local passenger service within the rural district with the exception of, taxicabs, organizational use for which no fare is charged, intercity bus or rail carrier or by agreement with the district.
- Establishes a mechanism for unserved rural areas to join rural transit districts and the merger of rural transit districts. Currently Val Verde County which is an adjacent County to our region remains unserved.
- Establishes a procedure for creating the district and its governing body. The district becomes a political sub-division of the state much like the COG and would be entitled to tort immunity through the Texas Municipal League (TML), reduced fleet insurance rates, exempt license plates, and the ability to enter into inter-local agreements.
- Establishes a permanent rural transit provider and a mechanism to receive or to be awarded additional monies for select projects from TXDOT and the Commission, grants, contracts, gifts, and loans for the purpose of planning, designing, construction, or operation of an organizational facility, a transit and or maintenance facility, or inter-modal facility.
- The district must comply with the open meetings act and establish a separate board (which could be made up of existing members of the CVCOG Executive Committee.) Transportation Code Chapter 458.006 defines the procedure for selection.

Other possible uses of the Rural Transit District include:

The South Orient Rural Rail Transportation District (SORTD) is a multi-county district formed in the late 1991. It is made up of 11 counties across West Texas including Crockett, Irion, Reagan and Tom Green Counties. The district was formed to prevent the abandonment of the line between San Angelo Junction in Coleman County and Presidio on the Mexican Border via San Angelo and Alpine. The line is essential because it is one of five between Texas and Mexico and one of eight between the U.S. and Mexico. Currently the rural transit district is inactive due to ongoing negotiations involving complex agreements between TXDOT, South Orient Railroad, Grupo Mexico, and the South Orient Rural Railroad District. The Rural Transit District can assist or act as a catalyst to encourage development of the line for business and multi-modal use and to become a conduit for information exchange and coordination activities for rural transportation needs in the region.

COPY

**Concho Valley Council of Governments
Resolution 03-03**

**A RESOLUTION CREATING A RURAL TRANSIT DISTRICT UNDER
CHAPTER 458 OF THE TRANSPORTATION CODE**

WHEREAS, on the 12th day of February, 2003, a duly called meeting of the Executive Committee of the Concho Valley Council of Governments (CVCOG) was held in the City of San Angelo, Tom Green County, Texas; and

WHEREAS, a quorum of the Directors of the Concho Valley Council of Governments, Executive Committee, was present; and

WHEREAS, Thunderbird Rural Transit, a program of the Concho Valley Council of Governments (CVCOG), as a rural public transportation provider, has since 1986 provided and coordinated rural public transportation services in the counties of Coke, Concho, Crockett, Irion, Kimble, McCulloch, Menard, Reagan, Schleicher, Sutton, Sterling, and Tom Green, Texas, and in so doing, has received public transportation funds from the Texas Department of Transportation and the Federal Transit Administration, of the administration's successor; and

WHEREAS, by virtue of Chapter 458 of the Transportation Code of the State of Texas, the CVCOG Thunderbird Rural Transit is a "Rural Public Transportation Provider" and a "Rural Transit District" as defined in said Chapter 458; and

WHEREAS, said Rural Transit District shall hereafter be called the Concho Valley Rural Transit District (the "District") and shall also be known as Thunderbird Rural Transit; and


WHEREAS, the Executive Committee, the Board of Directors of the Concho Valley Council of Governments (CVCOG) recognizes the need to establish a Board of Directors for the District in accordance with applicable law in order that the District may conduct business as a Rural Public Transportation Provider; and


WHEREAS, it is in the best interest of the District for it to enter into inter-local agreements as provided by Chapter 791 of the Texas Government Code to provide transportation services in the rural and urban areas served by the District, whereby the District will be the administrative agency to supervise the performance of such inter-local agreements.

NOW, THEREFORE, BE IT RESOLVED, by the Executive Committee, the Board of Directors of the Concho Valley Council of Governments they serve as the initial governing body of the District.

BE IT FURTHER RESOLVED, that the President of the Board or the Executive Director of the Concho Valley Council of Governments (CVCOG) be authorized and empowered and they each are hereby authorized and empowered to take any and all actions necessary or appropriate to establish the District in accordance with law, and that such Board of Directors of the District and the District shall have the power to do business and to conduct the affairs of the District independently of the CVCOG and its Board of Directors.

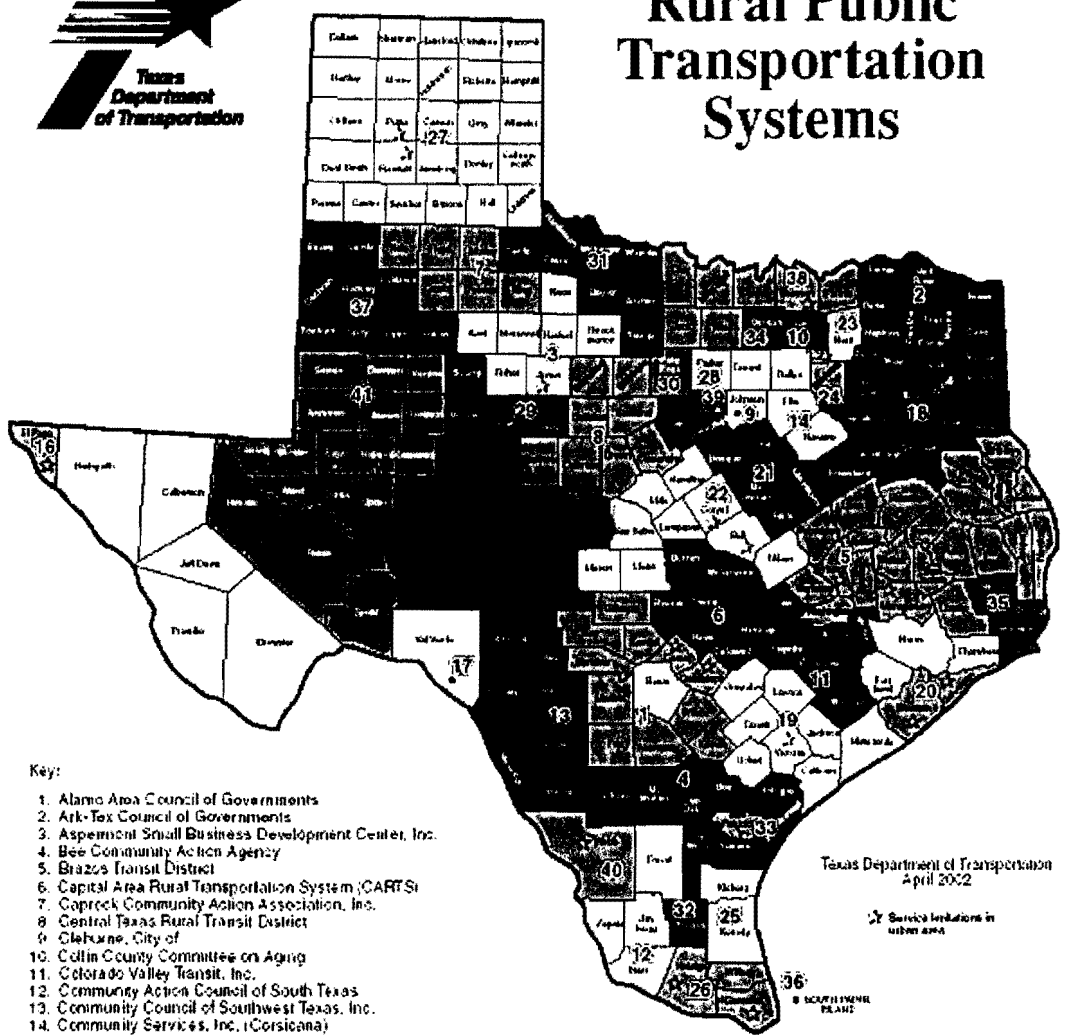
Duly adopted at a meeting of the Executive Committee of the Concho Valley Council of Governments this 12th day of February, 2003.


Delbert Roberts, Chairman


Randy Young, Secretary



Rural Public Transportation Systems



Key:

- 1. Alamo Area Council of Governments
- 2. Ark-Tex Council of Governments
- 3. Asperment Small Business Development Center, Inc.
- 4. Bee Community Action Agency
- 5. Brazos Transit District
- 6. Capital Area Rural Transportation System (CARTS)
- 7. Caprock Community Action Association, Inc.
- 8. Central Texas Rural Transit District
- 9. Cleburne, City of
- 10. Collin County Committee on Aging
- 11. Colorado Valley Transit, Inc.
- 12. Community Action Council of South Texas
- 13. Community Council of Southwest Texas, Inc.
- 14. Community Services, Inc. (Corsicana)
- 15. Concho Valley Council of Governments
- 16. County of El Paso
- 17. Del Rio, City of
- 18. East Texas Council of Governments
- 19. Golden Crescent Regional Planning Commission
- 20. Gulf Coast Center
- 21. Heart of Texas Council of Governments
- 22. Hill Country Transit District
- 23. Hunt County Committee on Aging
- 24. Kaulman County Senior Citizens Services, Inc.
- 25. Kleberg County Human Services
- 26. Lower Rio Grande Valley Development Council
- 27. Panhandle Community Services, Inc.
- 28. Parker County Transportation Service, Inc.
- 29. People for Progress
- 30. Public Transit Services
- 31. Rolling Plains Management Corporation
- 32. Rural Economic Assistance League, Inc. (REAL)
- 33. San Patricio County Community Action Agency
- 34. Services Program for Aging Needs in Denton County (SPAN)
- 35. South East Texas Regional Planning Commission
- 36. South Padre Island, Town of
- 37. South Plains Community Action Association, Inc.
- 38. Texoma Area Paratransit System, Inc. (TAPS)
- 39. The Transit System, Inc.
- 40. Webb County Community Action Agency
- 41. West Texas Opportunities, Inc.

Texas Department of Transportation
April 2002

★ Service limitations in urban areas

36 SOUTHWEST PLAINS

Amendment to Management Operating Agreement

THIS AMENDMENT, entered into this the 31 day of March, 2003 by and between the County of Tom Green ("COUNTY"), and ARAMARK Correctional Services, Inc., a Delaware corporation, with offices at 1801 South Meyers Road, Oakbrook Terrace, Illinois 60181, ("ARAMARK").

WITNESSETH:

WHEREAS, the COUNTY and the Wackenhut Corporation, through its division, Correctional Foodservice Management ("CFM"), did enter into an Agreement for the management of the food service operation at the Tom Green County Detention Facility, and subsequently, such Agreement was assigned by CFM to ARAMARK on December 19, 2000, and;

WHEREAS, the parties desire to amend said Agreement as hereinafter set forth, effective April 1, 2003.


NOW, THEREFORE, in consideration of the foregoing and of the mutual promises in said Agreement and all Amendments thereto, it is mutually agreed as follows:

1. Additional Services: The term of the Agreement shall be renewed for a one (1) year period, effective from April 1, 2003 through March 31, 2004.
2. Pricing: The price per meal charged to the Tom Green County Detention Facility by ARAMARK shall be changed as a result of increases in the Consumer Price Index and are set forth as Attachment A. These prices shall become effective on April 1, 2003 and shall remain firm through March 31, 2004.


Except as hereinabove provided, said Agreement is hereby in all other respects ratified and confirmed.


IN WITNESS WHEREOF, the parties hereto have caused this Amendment to be signed by their duly authorized representatives the day and year first written above.


ARAMARK Correctional Services, Inc.

By: 
Norm Miller
President

County of Tom Green
State of Texas

By: 

Witness: 

Witness: 

Attachment A
Tom Green County, Texas
Effective April 1, 2003 through March 31, 2004

<u>Number of Inmates</u>	<u>Price per Meal</u>
250 – 300	\$1.082
301 – 400	1.025
401 – 500	0.927
501 – 600	0.883
601 – Above	0.852



Dianna Spieker
Tom Green County Treasurer

FY 2003 Monthly Report
February 2003

THE STATE OF TEXAS ()

COUNTY OF TOM GREEN ()

Before me, the undersigned authority, on this day personally appeared Dianna Spieker, County Treasurer of Tom Green County, Texas, who being fully sworn, upon oath says that the within and foregoing report is true and correct to the best of her knowledge.


Filed with accompanying vouchers this the 25th day of February.

Dianna Spieker

Dianna Spieker, County Treasurer, Tom Green County

TOM GREEN COUNTY, TEXAS

Subscribed and sworn to before me on this the 25 day of February



Elizabeth McGill

Elizabeth McGill, County Clerk, Tom Green County

Examined, accepted, in open Commissioners' Court this the 25 day of February

M. Brown

Presiding Officer, Commissioners' County

2

*Tom Green County
Fund Recap Report*

1) Recap. Report

DEPOSIT REPORT PAGE 1 OF 3

3

#	FUND	37,622.00 BANK DEPOSITS	37,653.00 BANK DEPOSITS	37,622.00 MBIA	37,653.00 MBIA	37,622.00 FM	37,653.00 FM	37,622.00 SECURITIES	37,653.00 SECURITIES	37,622.00 TOTAL	37,653.00 TOTAL	Difference
001	GENERAL	4,428,847.45	4,243,911.74	444,974.82	3,445,476.84	2,784,599.75	2,787,398.14	996,982.76	996,982.76	8,655,404.78	11,473,769.48	2,818,364.70
001	Card Account	0.00	0.00							0.00	0.00	0.00
005	R&B #1&3	139,749.08	280,670.00	124,405.44	124,535.78					264,154.52	405,205.78	141,051.26
006	R&B #2&4	147,472.01	302,068.60	442,968.42	443,432.53					590,440.43	745,501.13	155,060.70
009	CAFE	7,266.55	5,298.10							7,266.55	5,298.10	(1,968.45)
010	CO. LAW LIBR.	1,407.85	7,288.73	5,629.77	5,636.07	56,553.41	56,611.15			63,591.03	69,535.95	5,944.92
011	ZP-CAFE	2,500.00	2,500.00							2,500.00	2,500.00	0.00
012	JCTF	19,403.45	22,479.51	25,205.17	25,231.58					44,608.62	47,711.09	3,102.47
014	LIBR/HUGHES	48,322.87	48,491.88	1,541.06	1,542.67	417,783.80	418,203.64			467,647.73	468,238.19	590.46
015	LIBR DONATE	1,192.32	1,396.28	57,694.45	57,754.90					58,886.77	59,151.18	264.41
017	DC/RM	3,663.03	5,014.95	16,531.53	16,548.85					20,194.56	21,563.80	1,369.24
018	CRTHSE SEC	7,775.75	13,129.24	142,410.94	142,560.15					150,186.69	155,689.39	5,502.70
019	CC/RM	7,859.24	10,578.10	18,814.54	18,834.25					26,673.78	29,412.35	2,738.57
020	LIBR MISC	2,032.59	3,775.36	38,019.86	38,060.10					40,052.45	41,835.46	1,783.01
021	CIP DONATE	14,083.59	2,575.17							14,083.59	2,575.17	(11,508.42)
022	BATES	9,493.81	9,348.09	30.15	30.18	70,570.04	70,640.96			80,094.00	80,019.23	(74.77)
024	'93 I&S	5,218.28	0.00			128.82	0.00			5,347.10	0.00	(5,347.10)
025	GLP	108.61	108.99	10,027.80	10,038.31					10,136.41	10,147.30	10.89
027	TCDP	72,416.97	0.00							72,416.97	0.00	(72,416.97)
030	CC PRESERV	17,132.97	9,758.88	20,968.87	20,990.84					38,101.84	30,749.72	(7,352.12)
031	UNINSURED	31.75	31.86	6,939.48	6,946.75					6,971.23	6,978.61	7.38
038	WASTEWATER	983.82	1,153.82							983.82	1,153.82	170.00
039	'94 I&S	11,224.76	21,989.03			22.05	208.18			11,246.81	22,197.21	10,950.40
045	CO ATTY	22,189.20	23,965.33							22,189.20	23,965.33	1,776.13
047	JURY DONATE	215.00	42.00							215.00	42.00	(173.00)
048	ELECT CNTRCT	13,568.75	13,754.73							13,568.75	13,754.73	185.98
049	JE/CO JUDGE	911.09	1,086.88							911.09	1,086.88	175.79
050	51ST D.A. ST	10,309.93	10,692.10							10,309.93	10,692.10	382.17
051	LATERAL RDS	32,821.09	32,935.79							32,821.09	32,935.79	114.70
052	51ST D.A.	11,595.47	11,867.42							11,595.47	11,867.42	271.95
053	'95 CONSTR.	368,385.43	349,529.08							368,385.43	349,529.08	(18,856.35)
054	'95 I&S	25,380.84	(20,045.94)			165.06	185.31			25,545.90	(19,860.63)	(45,406.53)
055	119TH DA ST	5,573.33	5,926.63							5,573.33	5,926.63	353.30
057	119TH DA DPS	2,967.36	2,969.53							2,967.36	2,969.53	2.17
058	119TH DA SPEC	12,473.13	12,745.72							12,473.13	12,745.72	272.59
059	PARKS	50.46	50.64							50.46	50.64	0.18
060	CVCA	11,146.96	29,474.22	6,932.02	6,932.02					18,078.98	36,406.24	18,327.26
061	OJP	412.70	414.14	15,873.25	15,889.88					16,285.95	16,304.02	18.07
062	CHAP	30,313.82	12,720.41							30,313.82	12,720.41	(17,593.41)
063	TAIP/CSC GRNT	62,061.88	38,244.65							62,061.88	38,244.65	(23,817.23)
064	D.T.P.	11,628.07	8,339.04							11,628.07	8,339.04	(3,289.03)
065	CSCD	152,557.95	109,505.96							152,557.95	109,505.96	(43,051.99)

VOL. 76 PG. 662

DEPOSIT REPORT PAGE 2 OF 3

#	FUND	37,622.00 BANK DEPOSITS	37,653.00 BANK DEPOSITS	37,622.00 MBIA	37,653.00 MBIA	37,622.00 FM	37,653.00 FM	37,622.00 SECURITIES	37,653.00 SECURITIES	37,622.00 TOTAL	37,653.00 TOTAL	Difference
066	CRTC	186,267.53	80,387.20							186,267.53	80,387.20	(105,880.33)
067	CCP	34,555.24	5,148.68							34,555.24	5,148.68	(29,406.56)
068	ARREST FEES	1,560.97	3,825.75	746.55	746.55					2,307.52	4,572.30	2,264.78
070	JE	1,227.34	3,198.30	761.88	761.88					1,989.22	3,960.18	1,970.96
071	ST & MPL FEES	7,219.44	11,782.43	14,968.19	14,968.19					22,187.63	26,750.62	4,562.99
072	CCC	13,437.08	35,091.03	7,806.09	7,806.09					21,243.17	42,897.12	21,653.95
073	GRAFFITI	380.11	381.44							380.11	381.44	1.33
074	TIME PAYMENTS	2,809.75	3,432.07	1,683.86	1,683.86					4,493.61	5,115.93	622.32
075	V.C.S.O.	3,150.99	3,276.61							3,150.99	3,276.61	125.62
076	EMPL ENRICH	10,372.29	11,009.69							10,372.29	11,009.69	637.40
077	FUGITIVE	3,190.15	8,154.98	1,855.02	1,855.02					5,045.17	10,010.00	4,964.83
078	INDIGENT	1,383.52	2,979.52	220.48	220.48					1,604.00	3,200.00	1,596.00
079	JCD	501.92	964.22							501.92	964.22	462.30
081	CMI	453.61	881.34							453.61	881.34	427.73
082	JUDICIAL-DistJJP	9,557.32	9,883.75							9,557.32	9,883.75	326.43
083	JUDICIAL-CCL's	2,636.39	2,800.76							2,636.39	2,800.76	164.37
084	JDF	87,839.29	87,747.70							87,839.29	87,747.70	(91.59)
085	TXPC	539.19	0.00							539.19	0.00	(539.19)
088	CHILD TRUST	986.00	1,249.50							986.00	1,249.50	263.50
092	CCP ASSIST	27.05	0.00							27.05	0.00	(27.05)
094	EFTPS	0.00	0.00							0.00	0.00	0.00
095	PAYROLL	5,125.76	2,693.66							5,125.76	2,693.66	(2,432.10)
096	C@L EXCESS	1,322.55	1,187.52							1,322.55	1,187.52	(135.03)
097	LEOSE/Sheriff	463.30	464.92	2,997.16	3,000.30					3,460.46	3,465.22	4.76
098	CRSFF	2,173.00	2,903.50							2,173.00	2,903.50	730.50
099	98IS	168,146.31	265,868.55			56.60	250.14			168,202.91	266,118.69	97,915.78
101	98 TAX IS	7,432.62	(1,081.74)			63.03	72.18			7,495.65	(1,009.56)	(8,505.21)
102	Const 1 LEOSE	1,601.91	1,607.51							1,601.91	1,607.51	5.60
103	Const 2 LEOSE	430.00	431.50							430.00	431.50	1.50
104	Const 3 LEOSE	2,748.97	2,469.33							2,748.97	2,469.33	(279.64)
105	Const 4 LEOSE	2,430.38	2,438.87							2,430.38	2,438.87	8.49
106	Justice Courts	4,158.90	5,276.84	30,404.14	30,436.00					34,563.04	35,712.84	1,149.80
109	TCOM	14,066.59	5,576.49							14,066.59	5,576.49	(8,490.10)
110	JDPF	4,937.50	5,297.54							4,937.50	5,297.54	360.04
111	CJ EXCESS	2,865.42	2,391.84							2,865.42	2,391.84	(473.58)
201	Loanstar Libr	150.87	11,349.40							150.87	11,349.40	11,198.53
202	Trollinger Fund	200,046.89	200,747.00							200,046.89	200,747.00	700.11
203	Lib Expansion	503.27	505.03							503.27	505.03	1.76
301	Landscape	612.13	614.27							612.13	614.27	2.14
401	Sheriff	2,042.28	2,219.58							2,042.28	2,219.58	177.30
500	State Aid/Regional	19,160.97	19,325.41							19,160.97	19,325.41	164.44

VOL. 76 PG. 663 4

DEPOSIT REPORT PAGE 3 OF 3

#	FUND	37,622.00 BANK DEPOSITS	37,653.00 BANK DEPOSITS	37,622.00 MBIA	37,653.00 MBIA	37,622.00 FM	37,653.00 FM	37,622.00 SECURITIES	37,653.00 SECURITIES	37,622.00 TOTAL	37,653.00 TOTAL	Difference
501	Sal Adj-Reg	241.68	241.93							241.68	241.93	0.25
502	Com Cor/Reg State	14,002.00	16,469.37							14,002.00	16,469.37	2,467.37
503	Com Cor/Reg	43,800.81	45,627.60							43,800.81	45,627.60	1,826.79
504	IV-E Prog Reg	62,018.20	62,083.34							62,018.20	62,083.34	65.14
505	Res Reg	12,907.44	10,811.54							12,907.44	10,811.54	(2,095.90)
580	AYUDAR Donations	7,742.88	7,750.43							7,742.88	7,750.43	7.55
581	Challenge Grant	5,025.32	2,199.08							5,025.32	2,199.08	(2,826.24)
582	TYC	136,340.57	134,197.52							136,340.57	134,197.52	(2,143.05)
583	IV-E Program	462,708.26	463,157.30							462,708.26	463,157.30	449.04
584	Post Adj	34,005.59	34,039.59							34,005.59	34,039.59	34.00
585	AYUDAR-Sub	20,245.87	14,380.23							20,245.87	14,380.23	(5,865.64)
586	State Aid	53,203.60	2,900.18							53,203.60	2,900.18	(50,303.42)
587	Comm Corr	84,456.77	83,650.56							84,456.77	83,650.56	(806.21)
588	Sal Adj	(798.01)	8,576.12							(798.01)	8,576.12	9,374.13
589	Fam Preserv	20,716.28	20,737.57							20,716.28	20,737.57	21.29
590	Post Adj State	65,066.24	65,132.51							65,066.24	65,132.51	66.27
TOTAL		7,552,947.51	7,412,223.52	1,440,410.94	4,441,920.07	3,329,942.56	3,333,569.70	996,982.76	996,982.76	13,320,283.77	16,184,696.05	2,864,412.28
										13,320,283.77	16,184,696.05	2,864,412.28

VOL. 76 PG. 661

5

Texas State Bank

- 1) Collateral Statement
- 2) Treasurer Daily Balance

Pledged Securities Listing

February 28, 2003

an Angelo
X

Allie L. [Signature]
[Signature]

D	Rcpt	Safekeeping Location	Cusip	Par	Description	Cpn	Maturity	Moody	S&P	F115	Book	Market	Gain/(Loss)
5403-Tom Green County													
122	xxx	T.I.B.	313588DU6	2,000,000.00	FNMA DISCOUNT NOTE	0.00	4/1/03	x	x	AFS	1,997,652.43	1,997,509.78	-142.65
115	xxx	T.I.B.	31359MEX7	2,000,000.00	FNMA NON-CALLABLE	6.50	8/15/04	Aaa	NR	AFS	2,062,771.32	2,144,242.72	81,471.40
118	xxx	T.I.B.	312925KC3	2,000,000.00	FHLMC (1X CALL 5/03)	4.38	5/9/05	x	x	AFS	1,997,357.76	2,009,187.16	11,829.40
103	xxx	T.I.B.	3136F0PM8	2,000,000.00	FNMA-(1 X CALL 7/03)	7.00	7/2/07	x	x	AFS	2,013,865.09	2,033,261.26	19,396.17
8	xxx	T.I.B.	313610E29	32,609.30	FN COFI# 46053	3.83	3/1/17	NR	NR	AFS	33,218.55	32,853.87	-364.68
13	xxx	T.I.B.	31362DPZ5	24,502.77	FN COFI# 58040	5.20	8/1/17	NR	NR	AFS	24,502.77	24,931.57	428.80
53	xxx	T.I.B.	31371HVM7	770,505.60	FN# 252720	7.50	8/1/29	NR	NR	AFS	767,304.63	821,108.56	53,803.93
98	xxx	T.I.B.	36225CPL4	788,188.16	G2# 80426	4.50	7/20/30	NR	NR	AFS	797,165.09	801,738.76	4,573.67

9,615,805.83											9,693,837.64	9,864,833.68	170,996.04
Total Deposit Balances												0.00	
Over/Under												9,864,833.68	

113 w. [Signature]
659 -6440
FAX

VOL. 76 Pg. 666

Other Reports

DAILY BALANCE

BANK CODE					GENO	GENO	GENO	CAFE	(FM/MBIA)
BANK ACCT	DAILY	DAILY	All Funds	Total From Funds	490202	490202	490202	490628	GENO
DATE	DEPOSITS	EXPENDITURES			General (01)	F/M1&3(05)	F/M2&4(06)	Cafeteria (09)	490202
									CLL (10)
BAI Fwd	\$0.00	\$0.00	\$13,320,283.77	\$13,320,283.77	\$4,428,847.45	\$139,749.08	\$147,472.01	\$7,266.55	\$1,407.85
BAI Fwd	\$0.00	\$0.00	\$13,320,283.77	\$13,320,283.77	\$4,428,847.45	\$139,749.08	\$147,472.01	\$7,266.55	\$1,407.85
04-Feb-03	\$1,342,254.99	\$0.00	\$14,662,538.76	\$14,662,538.76	\$5,537,415.50	\$139,749.08	\$147,472.01	\$7,266.55	\$1,407.85
05-Feb-03	\$256,189.12	\$372.00	\$14,918,355.88	\$14,918,355.88	\$5,548,986.94	\$195,272.47	\$202,995.39	\$7,266.55	\$2,422.85
06-Feb-03	\$587.40	\$0.00	\$14,918,943.28	\$14,918,943.28	\$5,549,286.94	\$195,272.47	\$202,995.39	\$7,266.55	\$2,422.85
07-Feb-03	\$1,392,549.86	\$6,108.28	\$16,305,384.86	\$16,305,384.86	\$7,266,577.46	\$195,272.47	\$202,995.39	\$4,043.09	\$2,997.85
10-Feb-03	\$4,290.78	\$340,885.70	\$15,968,789.94	\$15,968,789.94	\$4,070,180.61	\$188,823.81	\$200,756.71	\$3,339.21	\$2,752.32
11-Feb-03	\$161,706.34	\$97.00	\$16,130,399.28	\$16,130,399.28	\$4,203,674.48	\$188,823.81	\$200,756.71	\$3,357.87	\$3,942.32
2/12-13/2003	\$184,658.23	\$1,749.79	\$16,313,307.72	\$16,313,307.71	\$4,232,575.10	\$249,311.55	\$261,264.11	\$5,195.38	\$4,019.07
14-Feb-03	\$815,192.35	\$674,893.20	\$16,453,606.87	\$16,453,606.86	\$4,413,295.46	\$232,850.23	\$246,294.59	\$5,195.38	\$3,759.15
17-Feb-03	\$18,200.65	\$18,954.34	\$16,452,853.18	\$16,452,853.18	\$4,403,051.87	\$232,846.56	\$246,294.59	\$5,176.72	\$3,759.15
18-Feb-03	\$509,799.33	\$30.32	\$16,962,622.19	\$16,962,622.19	\$4,909,430.42	\$232,846.56	\$246,294.59	\$5,176.72	\$4,319.15
19-Feb-03	\$107,752.30	\$2,758.01	\$17,067,616.48	\$17,067,616.48	\$5,000,498.30	\$232,846.56	\$246,294.59	\$3,618.71	\$4,649.15
20-Feb-03	\$20,908.64	\$0.00	\$17,088,525.12	\$17,088,525.12	\$5,020,150.42	\$232,846.56	\$246,294.59	\$3,618.71	\$4,649.15
21-Feb-03	\$211,213.86	\$236,420.20	\$17,063,318.78	\$17,063,318.78	\$4,945,731.96	\$270,047.11	\$279,014.17	\$3,618.71	\$4,649.15
24-Feb-03	\$21,099.84	\$0.00	\$17,084,418.62	\$17,084,418.62	\$4,961,106.60	\$270,047.11	\$279,014.17	\$3,618.71	\$5,769.15
25-Feb-03	\$10,776.07	\$5,440.08	\$17,089,754.61	\$17,089,754.61	\$4,964,308.42	\$270,047.11	\$279,014.17	\$3,618.71	\$5,769.15
Feb 26, 27, 2003	\$171,039.06	\$833,983.60	\$16,426,810.07	\$16,426,810.07	\$4,435,422.17	\$293,106.44	\$304,702.33	\$5,473.10	\$6,608.73
28-Feb-03	\$78,126.50	\$320,240.52	\$16,184,696.05	\$16,184,696.05	\$4,243,911.74	\$280,670.00	\$302,068.60	\$5,298.10	\$7,288.73

VOL.

76 PG. 667

DAILY BALANCE		(FM)								
BANK CODE	ZP	GENO	GENO	GENO	GENO	GENO	GENO	GENO	GENO	GENO
BANK ACCT	424846	490202	490202	490202	490202	490202	490202	490202	490202	490202
DATE	ZP-CAFE (11)	JCTF(12)	Hughes (14)	Libr Donations (15)	DCRM (17)	CCSEC (18)	CCRM (19)	Lib. Misc. (20)	CIP (21)	
BAI Fwd	\$2,500.00	\$19,403.45	\$48,322.87	\$1,192.32	\$3,663.03	\$7,775.75	\$7,859.24	\$2,032.59	\$14,083.59	
BAI Fwd	\$2,500.00	\$19,403.45	\$48,322.87	\$1,192.32	\$3,663.03	\$7,775.75	\$7,859.24	\$2,032.59	\$14,083.59	
04-Feb-03	\$2,500.00	\$19,403.45	\$48,322.87	\$1,192.32	\$3,663.03	\$7,775.75	\$7,859.24	\$2,032.59	\$14,083.59	
05-Feb-03	\$2,500.00	\$19,429.31	\$48,322.87	\$1,241.07	\$3,870.61	\$8,010.80	\$7,859.24	\$2,598.67	\$14,083.59	
06-Feb-03	\$2,500.00	\$19,429.31	\$48,322.87	\$1,241.07	\$3,870.61	\$8,010.80	\$7,859.24	\$2,598.67	\$14,083.59	
07-Feb-03	\$2,500.00	\$19,637.20	\$48,322.87	\$1,241.07	\$3,870.61	\$8,589.07	\$8,331.16	\$2,598.67	\$14,083.59	
10-Feb-03	\$2,500.00	\$19,637.20	\$48,322.87	\$1,179.35	\$3,870.61	\$8,409.07	\$8,331.16	\$1,275.54	\$2,083.59	
11-Feb-03	\$2,500.00	\$20,281.44	\$48,322.87	\$1,179.35	\$4,569.75	\$9,445.28	\$8,670.87	\$1,771.38	\$2,083.59	
2/12-13/2003	\$2,500.00	\$20,375.46	\$48,491.88	\$1,313.49	\$4,579.78	\$9,606.11	\$8,852.21	\$2,117.07	\$2,130.93	
14-Feb-03	\$2,500.00	\$20,528.07	\$48,491.88	\$1,396.28	\$4,579.78	\$10,073.71	\$9,106.22	\$2,365.97	\$2,130.93	
17-Feb-03	\$2,500.00	\$20,528.07	\$48,491.88	\$1,396.28	\$4,579.78	\$9,821.71	\$9,106.22	\$2,365.97	\$2,130.93	
18-Feb-03	\$2,500.00	\$20,592.57	\$48,491.88	\$1,396.28	\$4,579.78	\$10,009.68	\$9,243.54	\$2,365.97	\$2,130.93	
19-Feb-03	\$2,500.00	\$20,691.92	\$48,491.88	\$1,396.28	\$4,579.78	\$10,455.55	\$9,579.00	\$2,717.15	\$2,130.93	
20-Feb-03	\$2,500.00	\$20,691.92	\$48,491.88	\$1,396.28	\$4,579.78	\$10,455.55	\$9,579.00	\$2,717.15	\$2,630.93	
21-Feb-03	\$2,500.00	\$21,326.08	\$48,491.88	\$1,396.28	\$4,579.78	\$10,952.61	\$9,579.00	\$2,756.21	\$2,630.93	
24-Feb-03	\$2,500.00	\$21,326.08	\$48,491.88	\$1,396.28	\$4,789.95	\$11,224.02	\$9,676.28	\$2,756.21	\$2,630.93	
25-Feb-03	\$2,500.00	\$21,354.96	\$48,491.88	\$1,396.28	\$4,789.95	\$11,250.01	\$9,676.28	\$3,394.29	\$2,630.93	
Feb 26, 27, 2003	\$2,500.00	\$21,724.91	\$48,491.88	\$1,396.28	\$5,014.95	\$11,843.23	\$9,746.49	\$3,394.29	\$2,630.93	
28-Feb-03	\$2,500.00	\$22,479.51	\$48,491.88	\$1,396.28	\$5,014.95	\$13,129.24	\$10,578.10	\$3,775.36	\$2,575.17	

VOL. 76 Pg. 668

DAILY BALANCE	(FM)									
BANK CODE	GENO	93IS	GENO	TCDP	GENO	GENO	GENO	94IS	GENO	
BANK ACCT	490202	426687	490202		490202	490202	490202	426687	490202	
DATE	Bates Fund (22)	93 CERT.I&S (24)	GLP (25)	TCDP (027)	CO. Clk. Pres. (30)	UNINS. MTRST (31)	Wastewater (38)	94 CERT.I&S (39)	County Atty (45)	
BAI Fwd	\$9,493.81	\$5,218.28	\$108.61	\$72,416.97	\$17,132.97	\$31.75	\$983.82	\$11,224.76	\$22,189.20	
BAI Fwd	\$9,493.81	\$5,218.28	\$108.61	\$72,416.97	\$17,132.97	\$31.75	\$983.82	\$11,224.76	\$22,189.20	
04-Feb-03	\$9,493.81	\$8,837.57	\$108.61	\$72,416.97	\$17,132.97	\$31.75	\$983.82	\$23,476.23	\$22,189.20	
05-Feb-03	\$9,493.81	\$8,837.57	\$108.61	\$72,416.97	\$17,482.97	\$31.75	\$983.82	\$23,476.23	\$23,614.39	
06-Feb-03	\$9,493.81	\$8,837.57	\$108.61	\$72,416.97	\$17,482.97	\$31.75	\$983.82	\$23,476.23	\$23,614.39	
07-Feb-03	\$9,493.81	\$12,473.59	\$108.61	\$72,416.97	\$18,974.97	\$31.75	\$1,153.82	(\$8,590.69)	\$23,614.39	
10-Feb-03	\$9,493.81	\$0.00	\$108.61	\$0.00	\$18,974.97	\$31.75	\$1,153.82	\$3,882.90	\$22,697.63	
11-Feb-03	\$9,493.81	\$0.00	\$108.61	\$3,011.30	\$19,849.97	\$31.75	\$1,153.82	\$3,882.90	\$22,697.63	
2/12-13/2003	\$9,527.40	\$0.00	\$108.99	\$3,011.30	\$20,334.74	\$31.86	\$1,153.82	\$4,011.04	\$22,773.04	
14-Feb-03	\$9,527.40	\$0.00	\$108.99	\$3,011.30	\$21,669.74	\$31.86	\$1,153.82	\$20,786.40	\$22,187.85	
17-Feb-03	\$9,527.40	\$0.00	\$108.99	\$3,011.30	\$21,874.64	\$31.86	\$1,153.82	\$20,786.40	\$22,187.85	
18-Feb-03	\$9,527.40	\$0.00	\$108.99	\$3,011.30	\$22,259.64	\$31.86	\$1,153.82	\$20,786.40	\$22,187.85	
19-Feb-03	\$9,527.40	\$0.00	\$108.99	\$3,011.30	\$23,679.64	\$31.86	\$1,153.82	\$20,786.40	\$22,187.85	
20-Feb-03	\$9,527.40	\$0.00	\$108.99	\$3,011.30	\$23,679.64	\$31.86	\$1,153.82	\$20,786.40	\$22,187.85	
21-Feb-03	\$9,527.40	\$0.00	\$108.99	\$0.00	\$23,679.64	\$31.86	\$1,153.82	\$21,614.03	\$25,312.86	
24-Feb-03	\$9,527.40	\$0.00	\$108.99	\$0.00	\$24,199.64	\$31.86	\$1,153.82	\$21,614.03	\$25,312.86	
25-Feb-03	\$9,527.40	\$0.00	\$108.99	\$0.00	\$24,199.64	\$31.86	\$1,153.82	\$21,614.03	\$25,312.86	
Feb 26, 27, 2003	\$9,527.40	\$0.00	\$108.99	\$0.00	\$24,704.64	\$31.86	\$1,153.82	\$21,614.03	\$22,127.46	
28-Feb-03	\$9,348.09	\$0.00	\$108.99	\$0.00	\$9,758.88	\$31.86	\$1,153.82	\$21,989.03	\$23,965.33	

VOL.

76 Pg.

669

10

DAILY BALANCE

BANK CODE	GENO	GENO	GENO	GENO	GENO	51ST	95CONSTR	95 I&S	GENO
BANK ACCT	490202	490202	490202	490202	490202	425060	416312	426687	490202
DATE	JURY (47)	Elections (48)	JE/CO. Judge (49)	51st DA CPFA (50)	LAT RDS (51)	51ST DA SPEC (52)	95 CONST (53)	95 I&S (54)	119th DA CPFA (55)
BAI Fwd	\$215.00	\$13,568.75	\$911.09	\$10,309.93	\$32,821.09	\$11,595.47	\$368,385.43	\$25,380.84	\$5,573.33
BAI Fwd	\$215.00	\$13,568.75	\$911.09	\$10,309.93	\$32,821.09	\$11,595.47	\$368,385.43	\$25,380.84	\$5,573.33
04-Feb-03	\$215.00	\$13,568.75	\$911.09	\$10,309.93	\$32,821.09	\$11,595.47	\$368,385.43	\$52,372.36	\$5,573.33
05-Feb-03	\$215.00	\$13,568.75	\$911.09	\$10,309.93	\$32,821.09	\$11,595.47	\$368,385.43	\$52,372.36	\$5,573.33
06-Feb-03	\$215.00	\$13,568.75	\$911.09	\$10,309.93	\$32,821.09	\$11,595.47	\$368,385.43	\$52,372.36	\$5,573.33
07-Feb-03	\$215.00	\$13,568.75	\$931.09	\$10,309.93	\$32,821.09	\$11,595.47	\$365,500.61	(\$36,511.40)	\$5,573.33
10-Feb-03	\$42.00	\$13,568.75	\$931.09	\$10,654.90	\$32,821.09	\$11,859.19	\$359,214.43	(\$36,511.40)	\$5,905.97
11-Feb-03	\$42.00	\$13,568.75	\$951.09	\$10,654.90	\$32,821.09	\$11,859.19	\$360,559.37	(\$36,511.40)	\$5,905.97
2/12-13/2003	\$42.00	\$13,615.36	\$961.88	\$10,692.10	\$32,935.79	\$11,897.39	\$360,559.37	(\$35,870.10)	\$5,926.63
14-Feb-03	\$42.00	\$13,440.42	\$971.88	\$10,692.10	\$32,935.79	\$11,897.39	\$360,559.37	(\$21,453.49)	\$5,926.63
17-Feb-03	\$42.00	\$13,440.42	\$971.88	\$10,692.10	\$32,935.79	\$11,867.42	\$359,584.60	(\$21,453.49)	\$5,926.63
18-Feb-03	\$42.00	\$13,440.42	\$981.88	\$10,692.10	\$32,935.79	\$11,867.42	\$359,584.60	(\$21,453.49)	\$5,926.63
19-Feb-03	\$42.00	\$14,086.42	\$1,006.88	\$10,692.10	\$32,935.79	\$11,867.42	\$359,584.60	(\$21,453.49)	\$5,926.63
20-Feb-03	\$42.00	\$14,086.42	\$1,006.88	\$10,692.10	\$32,935.79	\$11,867.42	\$359,584.60	(\$21,453.49)	\$5,926.63
21-Feb-03	\$42.00	\$14,086.42	\$1,006.88	\$10,692.10	\$32,935.79	\$11,867.42	\$358,853.27	(\$20,045.94)	\$5,926.63
24-Feb-03	\$42.00	\$14,086.42	\$1,021.88	\$10,692.10	\$32,935.79	\$11,867.42	\$358,853.27	(\$20,045.94)	\$5,926.63
25-Feb-03	\$42.00	\$14,086.42	\$1,021.88	\$10,692.10	\$32,935.79	\$11,867.42	\$358,853.27	(\$20,045.94)	\$5,926.63
Feb 26, 27, 2003	\$42.00	\$13,754.73	\$1,026.88	\$10,692.10	\$32,935.79	\$11,867.42	\$358,853.27	(\$20,045.94)	\$5,926.63
28-Feb-03	\$42.00	\$13,754.73	\$1,086.88	\$10,692.10	\$32,935.79	\$11,867.42	\$349,529.08	(\$20,045.94)	\$5,926.63

VOL.

76 PG.

670

11

DAILY BALANCE						CSCD				
BANK CODE	DPS	119	GENO	GENO	GENO	TRAG-CSCD	TRAG-CSCD	TRAG-CSCD	TRAG-CSCD	
BANK ACCT	407860	424994	490202	490202	490202	490210	490210	490210	490210	
DATE	119th DA/DPS (57)	119TH DA/SPEC (58)	PARKS(59)	CVCA (60)	OJP(061)	CHAP(62)	TAIP/CSC GRANT (63)	DTP (64)	DAP (65)	
BAI Fwd	\$2,967.36	\$12,473.13	\$50.46	\$11,146.96	\$412.70	\$30,313.82	\$62,061.88	\$11,628.07	\$152,557.95	
BAI Fwd	\$2,967.36	\$12,473.13	\$50.46	\$11,146.96	\$412.70	\$30,313.82	\$62,061.88	\$11,628.07	\$152,557.95	
04-Feb-03	\$2,967.36	\$12,473.13	\$50.46	\$11,146.96	\$412.70	\$30,313.82	\$62,061.88	\$11,628.07	\$152,557.95	
05-Feb-03	\$2,967.36	\$12,473.13	\$50.46	\$11,249.77	\$412.70	\$31,331.82	\$63,724.73	\$11,628.07	\$275,561.55	
06-Feb-03	\$2,967.36	\$12,473.13	\$50.46	\$11,249.77	\$412.70	\$31,331.82	\$63,724.73	\$11,628.07	\$275,561.55	
07-Feb-03	\$2,967.36	\$12,473.13	\$50.46	\$12,822.73	\$412.70	\$31,331.82	\$63,724.73	\$11,628.07	\$275,561.55	
10-Feb-03	\$2,967.36	\$12,736.85	\$50.46	\$12,822.73	\$412.70	\$31,159.98	\$63,724.73	\$11,587.83	\$262,443.16	
11-Feb-03	\$2,967.36	\$12,736.85	\$50.46	\$17,281.04	\$412.70	\$31,159.98	\$63,724.73	\$11,587.83	\$262,443.16	
2/12-13/2003	\$2,977.43	\$12,778.02	\$50.64	\$17,669.28	\$414.14	\$31,159.98	\$63,724.73	\$11,587.83	\$264,934.24	
14-Feb-03	\$2,977.43	\$12,778.02	\$50.64	\$18,808.69	\$414.14	\$23,480.38	\$61,645.10	\$9,293.14	\$196,625.71	
17-Feb-03	\$2,969.53	\$12,745.72	\$50.64	\$18,808.69	\$414.14	\$23,480.38	\$61,645.10	\$11,293.14	\$193,720.53	
18-Feb-03	\$2,969.53	\$12,745.72	\$50.64	\$19,180.90	\$414.14	\$23,480.38	\$61,645.10	\$11,293.14	\$193,649.10	
19-Feb-03	\$2,969.53	\$12,745.72	\$50.64	\$20,108.41	\$414.14	\$23,480.38	\$61,645.10	\$11,293.14	\$199,793.91	
20-Feb-03	\$2,969.53	\$12,745.72	\$50.64	\$20,108.41	\$414.14	\$23,480.38	\$61,645.10	\$11,293.14	\$199,793.91	
21-Feb-03	\$2,969.53	\$12,745.72	\$50.64	\$22,596.86	\$414.14	\$22,841.38	\$58,906.65	\$11,293.14	\$195,972.10	
24-Feb-03	\$2,969.53	\$12,745.72	\$50.64	\$22,746.17	\$414.14	\$22,841.38	\$58,906.65	\$11,293.14	\$195,972.10	
25-Feb-03	\$2,969.53	\$12,745.72	\$50.64	\$22,876.09	\$414.14	\$22,841.38	\$58,906.65	\$11,293.14	\$195,972.10	
Feb 26, 27, 2003	\$2,969.53	\$12,745.72	\$50.64	\$24,512.37	\$414.14	\$12,836.65	\$56,196.90	\$8,339.04	\$112,878.48	
28-Feb-03	\$2,969.53	\$12,745.72	\$50.64	\$29,474.22	\$414.14	\$12,720.41	\$38,244.65	\$8,339.04	\$109,505.96	

VOL. 76 PG. 671 12

DAILY BALANCE

BANK CODE	TRAG-CSCD	TRAG-CSCD	GENO	GENO	GENO	GENO	GENO	GENO	GENO
BANK ACCT	490210	490210	490202	490202	490202	490202	490202	490202	490202
DATE	CRTC (66)	CCP (67)	Arrest Fees (68)	Justice Ed (70)	MUNICIPAL FEES (71)	CONSOL. CRT COST (72)	GRAFFITI (73)	TIME PAYMENTS (74)	V.S.C.O. (75)
BAI Fwd	\$186,267.53	\$34,555.24	\$1,560.97	\$1,227.34	\$7,219.44	\$13,437.08	\$380.11	\$2,809.75	\$3,150.99
BAI Fwd	\$186,267.53	\$34,555.24	\$1,560.97	\$1,227.34	\$7,219.44	\$13,437.08	\$380.11	\$2,809.75	\$3,150.99
04-Feb-03	\$186,267.53	\$34,555.24	\$1,560.97	\$1,227.34	\$7,219.44	\$13,437.08	\$380.11	\$2,809.75	\$3,150.99
05-Feb-03	\$188,086.30	\$34,555.24	\$1,590.97	\$1,240.54	\$8,408.24	\$13,557.33	\$380.11	\$2,812.97	\$3,150.99
06-Feb-03	\$188,305.70	\$34,555.24	\$1,590.97	\$1,240.54	\$8,408.24	\$13,557.33	\$380.11	\$2,812.97	\$3,218.99
07-Feb-03	\$188,305.70	\$34,555.24	\$1,734.14	\$1,393.71	\$10,762.82	\$15,344.94	\$380.11	\$3,353.30	\$3,218.99
10-Feb-03	\$165,587.04	\$34,464.71	\$1,734.14	\$1,393.71	\$10,575.50	\$15,344.94	\$380.11	\$3,353.30	\$3,218.99
11-Feb-03	\$166,294.09	\$34,464.71	\$2,196.62	\$1,826.33	\$13,114.51	\$21,206.59	\$380.11	\$4,690.92	\$3,218.99
2/12-13/2003	\$166,697.64	\$34,464.71	\$2,243.82	\$1,858.16	\$13,412.31	\$21,649.09	\$381.44	\$4,750.80	\$3,230.33
14-Feb-03	\$128,695.54	\$21,353.27	\$2,346.11	\$1,977.52	\$14,165.11	\$22,975.10	\$381.44	\$5,176.48	\$3,169.93
17-Feb-03	\$127,935.94	\$21,358.48	\$2,346.11	\$1,977.52	\$14,195.51	\$22,975.10	\$381.44	\$5,176.48	\$3,169.93
18-Feb-03	\$127,935.94	\$21,358.48	\$2,415.75	\$2,019.49	\$15,004.61	\$23,397.90	\$381.44	\$5,290.92	\$3,169.93
19-Feb-03	\$129,547.79	\$21,358.48	\$2,479.69	\$2,108.08	\$15,771.53	\$24,453.31	\$381.44	\$5,684.73	\$3,169.93
20-Feb-03	\$129,852.54	\$21,358.48	\$2,479.69	\$2,108.08	\$15,771.53	\$24,453.31	\$381.44	\$5,684.73	\$3,169.93
21-Feb-03	\$128,388.01	\$21,358.48	\$2,979.57	\$2,439.47	\$11,559.59	\$27,270.17	\$381.44	\$1,807.79	\$3,141.93
24-Feb-03	\$129,640.12	\$21,358.48	\$2,980.28	\$2,448.69	\$12,956.06	\$27,462.37	\$381.44	\$1,883.04	\$3,141.93
25-Feb-03	\$130,165.08	\$21,358.48	\$3,007.14	\$2,465.83	\$13,102.48	\$27,609.61	\$381.44	\$2,014.31	\$3,307.01
Feb 26, 27, 2003	\$83,074.65	\$5,272.04	\$3,324.90	\$2,674.33	\$16,248.36	\$29,465.18	\$381.44	\$2,211.80	\$3,246.61
28-Feb-03	\$80,387.20	\$5,148.68	\$3,825.75	\$3,198.30	\$11,782.43	\$35,091.03	\$381.44	\$3,432.07	\$3,276.61

VOL.

76 PG.

672

13

DAILY BALANCE

BANK CODE	GENO	GENO	GENO	GENO	GENO	GENO	GENO	TRAG-JUV	TRAG-JUV
BANK ACCT	490202	490202	490202	490202	490202	490202	490202	428825	428825
DATE	EMPL ENRICH (76)	FUGITIVE (77)	Indigent(78)	JCD(79)	CMI(081)	JUDICIAL/Dist-JP(082)	JUDICIAL/Crt Law(083)	JDF(84)	TXPC(85)
BAI Fwd	\$10,372.29	\$3,190.15	\$1,383.52	\$501.92	\$453.61	\$9,557.32	\$2,636.39	\$87,839.29	\$539.19
BAI Fwd	\$10,372.29	\$3,190.15	\$1,383.52	\$501.92	\$453.61	\$9,557.32	\$2,636.39	\$87,839.29	\$539.19
04-Feb-03	\$10,372.29	\$3,190.15	\$1,383.52	\$501.92	\$453.61	\$9,557.32	\$2,636.39	\$87,839.29	\$539.19
05-Feb-03	\$10,372.29	\$3,223.13	\$1,648.52	\$505.18	\$456.84	\$9,557.32	\$2,636.39	\$87,839.29	\$539.19
06-Feb-03	\$10,372.29	\$3,223.13	\$1,648.52	\$505.18	\$456.84	\$9,557.32	\$2,636.39	\$87,839.29	\$539.19
07-Feb-03	\$10,372.29	\$3,608.78	\$1,744.52	\$540.63	\$489.12	\$9,557.32	\$2,636.39	\$87,839.29	\$539.19
10-Feb-03	\$10,305.94	\$3,608.78	\$1,744.52	\$540.63	\$489.12	\$9,557.32	\$2,636.39	\$87,655.18	\$539.19
11-Feb-03	\$10,305.94	\$4,697.66	\$2,036.52	\$638.55	\$575.94	\$9,557.32	\$2,636.39	\$87,655.18	\$539.19
2/12-13/2003	\$10,935.96	\$4,777.22	\$2,046.52	\$646.43	\$583.76	\$9,595.29	\$2,639.86	\$87,978.38	\$681.02
14-Feb-03	\$10,935.96	\$5,078.33	\$2,081.52	\$673.35	\$607.52	\$9,595.29	\$2,639.86	\$87,978.38	\$681.02
17-Feb-03	\$10,935.96	\$5,078.33	\$2,081.52	\$673.35	\$607.52	\$9,595.29	\$2,639.86	\$87,747.70	\$539.19
18-Feb-03	\$10,935.96	\$5,183.26	\$2,161.52	\$683.26	\$616.87	\$9,595.29	\$2,639.86	\$87,747.70	\$539.19
19-Feb-03	\$10,935.96	\$5,407.97	\$2,210.52	\$703.95	\$635.64	\$9,595.29	\$2,639.86	\$87,747.70	\$539.19
20-Feb-03	\$10,935.96	\$5,407.97	\$2,210.52	\$703.95	\$635.64	\$9,595.29	\$2,639.86	\$87,747.70	\$539.19
21-Feb-03	\$10,935.96	\$6,236.45	\$2,220.52	\$785.04	\$714.92	\$9,595.29	\$2,639.86	\$87,747.70	\$539.19
24-Feb-03	\$11,009.69	\$6,259.60	\$2,505.52	\$786.90	\$716.25	\$9,595.29	\$2,639.86	\$87,747.70	\$539.19
25-Feb-03	\$11,009.69	\$6,302.92	\$2,507.52	\$790.88	\$719.87	\$9,883.75	\$2,800.76	\$87,747.70	\$539.19
Feb 26, 27, 2003	\$11,009.69	\$6,826.63	\$2,854.52	\$840.62	\$766.99	\$9,883.75	\$2,800.76	\$87,747.70	\$0.00
28-Feb-03	\$11,009.69	\$8,154.98	\$2,979.52	\$964.22	\$881.34	\$9,883.75	\$2,800.76	\$87,747.70	\$0.00

VOL. 76 PG. 673

14

DAILY BALANCE

BANK CODE	GENO	TRAG-JUV	EFTPS	PAYL	GENO	GENO	GENO	98IS	98TANIS
BANK ACCT	490202	428825	421448	490237	490202	490202	490202	426687	426687
DATE	Child Trust (88)	CCP Assist (92)	EFTPS(94)	Payroll (95)	C@L EXCESS(096)	LEOSE/Sheriff(097)	CRSFF(098)	98IS(099)	98 TAX IS (101)
BAI Fwd	\$986.00	\$27.05	\$0.00	\$5,125.76	\$1,322.55	\$463.30	\$2,173.00	\$168,146.31	\$7,432.62
BAI Fwd	\$986.00	\$27.05	\$0.00	\$5,125.76	\$1,322.55	\$463.30	\$2,173.00	\$168,146.31	\$7,432.62
04-Feb-03	\$986.00	\$27.05	\$0.00	\$6,468.67	\$1,322.55	\$463.30	\$2,173.00	\$349,151.57	\$15,909.11
05-Feb-03	\$1,032.50	\$27.05	\$0.00	\$6,468.67	\$1,322.55	\$463.30	\$2,173.00	\$349,151.57	\$15,909.11
06-Feb-03	\$1,032.50	\$27.05	\$0.00	\$6,468.67	\$1,322.55	\$463.30	\$2,173.00	\$349,151.57	\$15,909.11
07-Feb-03	\$1,203.00	\$27.05	\$0.00	\$6,468.67	\$1,322.55	\$463.30	\$2,239.50	\$153,618.22	(\$6,950.24)
10-Feb-03	\$1,203.00	\$27.05	\$0.00	\$5,587.16	\$1,322.55	\$463.30	\$2,239.50	\$153,618.22	(\$6,950.24)
11-Feb-03	\$1,296.00	\$27.05	\$0.00	\$6,363.96	\$1,322.55	\$463.30	\$2,394.00	\$153,618.22	(\$6,950.24)
2/12-13/2003	\$1,404.50	\$27.33	\$0.00	\$6,363.96	\$1,327.52	\$464.92	\$2,394.00	\$155,395.40	(\$6,885.58)
14-Feb-03	\$1,668.00	\$27.33	\$0.00	\$8,203.43	\$1,257.52	\$464.92	\$2,540.00	\$256,054.50	(\$1,898.77)
17-Feb-03	\$1,761.00	\$27.05	\$0.00	\$8,203.43	\$1,257.52	\$464.92	\$2,540.00	\$256,054.50	(\$1,898.77)
18-Feb-03	\$1,807.50	\$27.05	\$0.00	\$8,203.43	\$1,257.52	\$464.92	\$2,540.00	\$256,054.50	(\$1,898.77)
19-Feb-03	\$2,034.00	\$27.05	\$0.00	\$8,203.43	\$1,257.52	\$464.92	\$2,632.50	\$256,054.50	(\$1,898.77)
20-Feb-03	\$2,034.00	\$27.05	\$0.00	\$8,203.43	\$1,257.52	\$464.92	\$2,632.50	\$256,054.50	(\$1,898.77)
21-Feb-03	\$831.00	\$27.05	\$0.00	\$8,203.43	\$1,257.52	\$464.92	\$2,792.00	\$265,493.55	(\$1,456.74)
24-Feb-03	\$862.00	\$27.05	\$0.00	\$8,203.43	\$1,257.52	\$464.92	\$2,792.00	\$265,493.55	(\$1,456.74)
25-Feb-03	\$862.00	\$27.05	\$0.00	\$8,203.43	\$1,257.52	\$464.92	\$2,792.00	\$265,493.55	(\$1,456.74)
Feb 26, 27, 2003	\$986.00	\$0.00	\$0.00	\$2,588.95	\$1,187.52	\$464.92	\$2,792.00	\$265,493.55	(\$1,456.74)
28-Feb-03	\$1,249.50	\$0.00	\$0.00	\$2,693.66	\$1,187.52	\$464.92	\$2,903.50	\$265,868.55	(\$1,081.74)

VOL.

76 PG.

671

15

DAILY BALANCE

BANK CODE	Geno	Geno	Geno	Geno	Geno	TRAG-CSCD	TRAG-JUV	Geno	Geno
BANK ACCT	490202	490202	490202	490202	490202	490210	428825	490202	490202
DATE	Const 1 lease(102)	Const 2 lease(103)	Const 3 lease(104)	Const 4 lease(105)	Crt Trans Fee(106)	TCOMI(109)	JDPF(110)	Co Judge Excess (111)	Loanstar Libr (201)
BAI Fwd	\$1,601.91	\$430.00	\$2,748.97	\$2,430.38	\$4,158.90	\$14,066.59	\$4,937.50	\$2,865.42	\$150.87
BAI Fwd	\$1,601.91	\$430.00	\$2,748.97	\$2,430.38	\$4,158.90	\$14,066.59	\$4,937.50	\$2,865.42	\$150.87
04-Feb-03	\$1,601.91	\$430.00	\$2,748.97	\$2,430.38	\$4,158.90	\$14,066.59	\$4,937.50	\$2,865.42	\$150.87
05-Feb-03	\$1,601.91	\$430.00	\$2,748.97	\$2,430.38	\$4,171.83	\$14,066.59	\$4,937.50	\$2,865.42	\$150.87
06-Feb-03	\$1,601.91	\$430.00	\$2,748.97	\$2,430.38	\$4,171.83	\$14,066.59	\$4,937.50	\$2,865.42	\$150.87
07-Feb-03	\$1,601.91	\$430.00	\$2,748.97	\$2,430.38	\$4,285.25	\$14,066.59	\$4,937.50	\$2,865.42	\$150.87
10-Feb-03	\$1,601.91	\$430.00	\$2,748.97	\$2,430.38	\$4,285.25	\$14,066.59	\$4,937.50	\$2,745.42	\$150.87
11-Feb-03	\$1,601.91	\$430.00	\$2,459.72	\$2,430.38	\$4,626.27	\$14,066.59	\$4,937.50	\$2,745.42	\$150.87
2/12-13/2003	\$1,607.51	\$431.50	\$2,469.33	\$2,438.87	\$4,655.55	\$14,066.59	\$4,955.12	\$2,758.82	\$11,349.40
14-Feb-03	\$1,607.51	\$431.50	\$2,469.33	\$2,438.87	\$4,750.21	\$10,136.60	\$4,955.12	\$2,758.82	\$11,349.40
17-Feb-03	\$1,607.51	\$431.50	\$2,469.33	\$2,438.87	\$4,750.21	\$10,136.60	\$4,942.54	\$2,758.82	\$11,349.40
18-Feb-03	\$1,607.51	\$431.50	\$2,469.33	\$2,438.87	\$4,786.46	\$10,136.60	\$4,942.54	\$2,758.82	\$11,349.40
19-Feb-03	\$1,607.51	\$431.50	\$2,469.33	\$2,438.87	\$4,845.01	\$10,136.60	\$4,942.54	\$2,758.82	\$11,349.40
20-Feb-03	\$1,607.51	\$431.50	\$2,469.33	\$2,438.87	\$4,845.01	\$10,136.60	\$5,297.54	\$2,758.82	\$11,349.40
21-Feb-03	\$1,607.51	\$431.50	\$2,469.33	\$2,438.87	\$4,640.36	\$10,136.60	\$5,297.54	\$2,758.82	\$11,349.40
24-Feb-03	\$1,607.51	\$431.50	\$2,469.33	\$2,438.87	\$4,640.36	\$10,136.60	\$5,297.54	\$2,758.82	\$11,349.40
25-Feb-03	\$1,607.51	\$431.50	\$2,469.33	\$2,438.87	\$4,657.39	\$10,136.60	\$5,297.54	\$2,391.84	\$11,349.40
Feb 26, 27, 2003	\$1,607.51	\$431.50	\$2,469.33	\$2,438.87	\$4,858.36	\$5,576.49	\$5,297.54	\$2,391.84	\$11,349.40
28-Feb-03	\$1,607.51	\$431.50	\$2,469.33	\$2,438.87	\$5,276.84	\$5,576.49	\$5,297.54	\$2,391.84	\$11,349.40

VOL. 76 PG. 675

16

DAILY BALANCE

BANK CODE	Geno	Geno	Geno	DA	TJP-COKE	TJP-COKE/Regional	CCP Assistance	CCP/Regional	IV-E Prog. Regional
BANK ACCT	490202	490202	490202	428833	428825	428825	428825	428825	428825
DATE	Trollinger Fund (202)	Library Epanion (203)	Landscaping (301)	Sheriff Forfeiture (401)	(500)	(501)	(502)	(503)	(504)
BA1 Fwd	\$200,046.89	\$503.27	\$612.13	\$2,042.28	\$19,160.84	\$241.68	\$14,002.00	\$43,800.81	\$62,018.20
BA1 Fwd	\$200,046.89	\$503.27	\$612.13	\$2,042.28	\$19,160.84	\$241.68	\$14,002.00	\$43,800.81	\$62,018.20
04-Feb-03	\$200,046.89	\$503.27	\$612.13	\$2,042.28	\$19,160.84	\$241.68	\$14,002.00	\$43,800.81	\$62,018.20
05-Feb-03	\$200,046.89	\$503.27	\$612.13	\$2,042.28	\$19,160.84	\$241.68	\$14,002.00	\$43,800.81	\$62,018.20
06-Feb-03	\$200,046.89	\$503.27	\$612.13	\$2,042.28	\$19,160.84	\$241.68	\$14,002.00	\$43,800.81	\$62,018.20
07-Feb-03	\$200,046.89	\$503.27	\$612.13	\$2,042.28	\$19,160.84	\$241.68	\$14,002.00	\$43,800.81	\$62,018.20
10-Feb-03	\$200,046.89	\$503.27	\$612.13	\$2,042.28	\$18,992.58	\$241.68	\$14,002.00	\$45,240.81	\$62,018.20
11-Feb-03	\$200,046.89	\$503.27	\$612.13	\$2,042.28	\$18,992.58	\$241.68	\$14,002.00	\$45,240.81	\$62,018.20
2/12-13/2003	\$200,747.00	\$505.03	\$614.27	\$2,225.02	\$19,083.67	\$242.55	\$14,060.35	\$45,366.61	\$62,245.76
14-Feb-03	\$200,747.00	\$505.03	\$614.27	\$2,225.02	\$16,311.31	\$242.55	\$12,957.69	\$45,092.00	\$62,245.76
17-Feb-03	\$200,747.00	\$505.03	\$614.27	\$2,219.58	\$24,001.29	\$241.90	\$17,860.04	\$45,902.21	\$62,083.34
18-Feb-03	\$200,747.00	\$505.03	\$614.27	\$2,219.58	\$24,001.29	\$241.90	\$17,860.04	\$45,902.21	\$62,083.34
19-Feb-03	\$200,747.00	\$505.03	\$614.27	\$2,219.58	\$24,089.29	\$241.90	\$17,860.04	\$45,902.21	\$62,083.34
20-Feb-03	\$200,747.00	\$505.03	\$614.27	\$2,219.58	\$24,089.29	\$241.90	\$17,860.04	\$45,902.21	\$62,083.34
21-Feb-03	\$200,747.00	\$505.03	\$614.27	\$2,219.58	\$24,089.29	\$241.90	\$17,860.04	\$45,902.21	\$62,083.34
24-Feb-03	\$200,747.00	\$505.03	\$614.27	\$2,219.58	\$24,089.29	\$241.90	\$17,860.04	\$45,902.21	\$62,083.34
25-Feb-03	\$200,747.00	\$505.03	\$614.27	\$2,219.58	\$24,089.29	\$241.90	\$17,860.04	\$45,902.21	\$62,083.34
Feb 26, 27, 2003	\$200,747.00	\$505.03	\$614.27	\$2,219.58	\$20,686.81	\$241.90	\$16,469.37	\$45,627.60	\$62,083.34
28-Feb-03	\$200,747.00	\$505.03	\$614.27	\$2,219.58	\$19,325.41	\$241.93	\$16,469.37	\$45,627.60	\$62,083.34

VOL.

76 Pg.

6767

DAILY BALANCE

BANK CODE	Non Resident Regional AYUDAR Donations		Challenge Grant	TYC	IV-E Program	Post Adj	AYUDAR	State Aid	Comm. Corrections
BANK ACCT	428825	428825	428825	428825	428825	428825	428825	428825	428825
DATE	(505)	(580)	(581)	(582)	(583)	(584)	(585)	(586)	(587)
BAI Fwd	\$12,907.44	\$7,742.88	\$5,025.32	\$136,340.57	\$462,708.26	\$34,005.59	\$20,245.87	\$53,203.64	\$84,456.79
BAI Fwd	\$12,907.44	\$7,742.88	\$5,025.32	\$136,340.57	\$462,708.26	\$34,005.59	\$20,245.87	\$53,203.64	\$84,456.79
04-Feb-03	\$12,907.44	\$7,742.88	\$5,025.32	\$136,340.57	\$462,708.26	\$34,005.59	\$20,245.87	\$53,203.64	\$84,456.79
05-Feb-03	\$12,907.44	\$7,742.88	\$5,025.32	\$136,340.57	\$462,708.26	\$34,005.59	\$20,245.87	\$53,203.64	\$84,456.79
06-Feb-03	\$12,907.44	\$7,742.88	\$5,025.32	\$136,340.57	\$462,708.26	\$34,005.59	\$20,245.87	\$53,203.64	\$84,456.79
07-Feb-03	\$12,907.44	\$7,742.88	\$5,025.32	\$136,340.57	\$462,708.26	\$34,005.59	\$20,245.87	\$53,203.64	\$84,456.79
10-Feb-03	\$12,859.44	\$7,742.88	\$5,025.32	\$136,261.37	\$462,708.26	\$34,005.59	\$19,937.92	\$51,537.39	\$84,456.79
11-Feb-03	\$12,859.44	\$7,742.88	\$5,025.32	\$136,261.37	\$462,708.26	\$34,005.59	\$19,937.92	\$51,537.39	\$84,456.79
2/12-13/2003	\$12,908.49	\$7,769.26	\$5,030.82	\$136,758.41	\$464,276.89	\$34,124.33	\$19,999.48	\$51,711.12	\$84,723.10
14-Feb-03	\$12,908.49	\$7,769.26	\$5,030.82	\$136,482.36	\$464,276.89	\$34,124.33	\$17,595.30	\$44,517.06	\$83,534.37
17-Feb-03	\$12,873.48	\$7,750.43	\$5,026.90	\$136,127.60	\$463,157.30	\$34,039.59	\$17,551.36	\$44,393.06	\$84,839.29
18-Feb-03	\$12,873.48	\$7,750.43	\$5,026.90	\$136,127.60	\$463,157.30	\$34,039.59	\$17,551.36	\$44,393.06	\$84,839.29
19-Feb-03	\$12,873.48	\$7,750.43	\$5,026.90	\$136,127.60	\$463,157.30	\$34,039.59	\$17,551.36	\$44,393.06	\$84,839.29
20-Feb-03	\$12,873.48	\$7,750.43	\$5,026.90	\$136,127.60	\$463,157.30	\$34,039.59	\$17,551.36	\$44,489.83	\$84,839.29
21-Feb-03	\$11,555.33	\$7,750.43	\$2,199.08	\$136,127.60	\$463,157.30	\$34,039.59	\$17,551.36	\$26,152.26	\$84,839.29
24-Feb-03	\$11,555.33	\$7,750.43	\$2,199.08	\$136,127.60	\$463,157.30	\$34,039.59	\$17,551.36	\$10,477.26	\$84,839.29
25-Feb-03	\$11,555.33	\$7,750.43	\$2,199.08	\$136,127.60	\$463,157.30	\$34,039.59	\$17,551.36	\$10,477.26	\$84,839.29
Feb 26, 27, 2003	\$11,555.33	\$7,750.43	\$2,199.08	\$135,915.43	\$463,157.30	\$34,039.59	\$15,044.57	\$2,956.86	\$83,650.56
28-Feb-03	\$10,811.54	\$7,750.43	\$2,199.08	\$134,197.52	\$463,157.30	\$34,039.59	\$14,380.23	\$2,900.18	\$83,650.56

WOL

76 Pg. 677 18

DAILY BALANCE

BANK CODE	TJP Salary Adj	Family Preservation	Post Adj Facility				Credit Card
BANK ACCT	428825	428825	428825				Clearing Acct
DATE	(588)	(589)	(590)	Securities	MBIA	Funds Management	
BAI Fwd	(\$798.01)	\$20,716.33	\$65,066.26	\$996,982.76	\$1,440,410.94	\$3,329,942.56	\$0.00
BAI Fwd	(\$798.01)	\$20,716.33	\$65,066.26	\$996,982.76	\$1,440,410.94	\$3,329,942.56	\$0.00
04-Feb-03	(\$798.01)	\$20,716.33	\$65,066.26	\$996,982.76	\$1,440,410.94	\$3,329,942.56	\$0.00
05-Feb-03	(\$798.01)	\$20,716.33	\$65,066.26	\$996,982.76	\$1,440,410.94	\$3,329,942.56	\$0.00
06-Feb-03	(\$798.01)	\$20,716.33	\$65,066.26	\$996,982.76	\$1,440,410.94	\$3,329,942.56	\$0.00
07-Feb-03	(\$798.01)	\$20,716.33	\$65,066.26	\$996,982.76	\$1,440,410.94	\$3,329,942.56	\$0.00
10-Feb-03	(\$798.01)	\$20,716.33	\$65,066.26	\$996,982.76	\$4,440,410.94	\$3,329,942.56	\$0.00
11-Feb-03	(\$798.01)	\$20,716.33	\$65,066.26	\$996,982.76	\$4,440,410.94	\$3,329,942.56	\$0.00
2/12-13/2003	(\$783.72)	\$20,790.53	\$65,297.69	\$996,982.76	\$4,441,920.07	\$3,333,569.70	\$0.00
14-Feb-03	(\$3,989.77)	\$20,790.53	\$65,297.69	\$996,982.76	\$4,441,920.07	\$3,333,569.70	\$0.00
17-Feb-03	(\$3,999.97)	\$20,737.57	\$65,132.51	\$996,982.76	\$4,441,920.07	\$3,333,569.70	\$0.00
18-Feb-03	(\$3,999.97)	\$20,737.57	\$65,132.51	\$996,982.76	\$4,441,920.07	\$3,333,569.70	\$0.00
19-Feb-03	(\$3,999.97)	\$20,737.57	\$65,132.51	\$996,982.76	\$4,441,920.07	\$3,333,569.70	\$0.00
20-Feb-03	(\$3,999.97)	\$20,737.57	\$65,132.51	\$996,982.76	\$4,441,920.07	\$3,333,569.70	\$0.00
21-Feb-03	(\$3,999.97)	\$20,737.57	\$65,132.51	\$996,982.76	\$4,441,920.07	\$3,333,569.70	\$0.00
24-Feb-03	\$11,675.03	\$20,737.57	\$65,132.51	\$996,982.76	\$4,441,920.07	\$3,333,569.70	\$0.00
25-Feb-03	\$11,675.03	\$20,737.57	\$65,132.51	\$996,982.76	\$4,441,920.07	\$3,333,569.70	\$0.00
Feb 26, 27, 2003	\$8,576.12	\$20,737.57	\$65,132.51	\$996,982.76	\$4,441,920.07	\$3,333,569.70	\$0.00
28-Feb-03	\$8,576.12	\$20,737.57	\$65,132.51	\$996,982.76	\$4,441,920.07	\$3,333,569.70	\$0.00

VOL. 76 Pg. 678

19

3/6/2003 10:33 AM

Prepared by Dianna Spieker, Tom Green County Treasurer

Funds Management
Bob Ross
Joan Alexander

- 1) Portfolio Statement
- 2) Treasurer Daily Balance
- 3) ~~Interest Rates~~

20

INVESTORS CASH TRUST - GOVERNMENT SECURITIES PORTFOLIO

February 28, 2003

CATEGORY OF HOLDINGS	ISSUE RATE	ISSUE DUE DATE	PURCHASE RATE	DUE DATE	PAR VALUE	BOOK VALUE	% OF TOTAL
<u>AGENCIES</u>							
FHLB FRN (1M L-13.25)	1.2070%	03/06/03	1.2075%	03/06/03	\$5,000,000.00	\$4,999,964.46	1.0737%
FEF FARM CREDIT BANK	4.3750%	05/01/03	2.0700%	05/01/03	\$11,000,000.00	\$11,041,780.06	2.3712%
FARM CREDIT (PRIME-302.5 BP)	1.2250%	06/02/03	1.2250%	03/03/03	\$10,000,000.00	\$9,999,385.02	2.1474%
FHLB FRN (1M L-14)	1.1980%	03/24/03	1.1980%	03/24/03	\$5,000,000.00	\$4,999,843.07	1.0737%
FED HOME LOAN BANK	1.3000%	03/03/03	1.3000%	03/03/03	\$50,000,000.00	\$49,996,388.89	10.7367%
FED HOME LOAN BANK	1.5200%	12/16/03	1.5900%	12/16/03	\$10,000,000.00	\$9,996,503.80	2.1467%
FED HOME LOAN BANK	1.6000%	12/22/03	1.6000%	12/22/03	\$10,000,000.00	\$10,000,000.00	2.1475%
FED HOME LOAN BANK	5.3750%	01/05/04	1.5400%	01/05/04	\$4,500,000.00	\$4,644,427.79	0.9974%
FED HOME LOAN BANK	1.4300%	03/30/04	1.4300%	03/30/04	\$5,000,000.00	\$5,000,000.00	1.0737%
FEDERAL NATL MTG ASSOC	2.2000%	04/04/03	2.2000%	04/04/03	\$10,000,000.00	\$9,979,600.00	2.1431%
FEDERAL NATL MTG ASSOC	1.2500%	04/09/03	1.2500%	04/09/03	\$10,000,000.00	\$9,986,458.33	2.1446%
FEDERAL NATL MTG ASSOC	2.3000%	05/02/03	2.3000%	05/02/03	\$10,000,000.00	\$9,961,250.00	2.1392%
FEDERAL NATL MTG ASSOC	1.5000%	01/14/04	1.5700%	01/14/04	\$5,000,000.00	\$4,997,804.40	1.0733%
FNMA P-302.75	1.2220%	05/07/03	1.2225%	03/03/03	\$5,000,000.00	\$4,999,759.26	1.0737%
FED HOME LOAN MTG CORP	4.5000%	06/15/03	1.3400%	06/15/03	\$18,000,000.00	\$18,164,750.14	3.9009%
FED HOME LOAN MTG CORP		05/08/03	1.2350%	05/08/03	\$20,000,000.00	\$19,953,344.44	4.2850%
FED HOME LOAN MTG CORP	3.2500%	01/15/04	1.3344%	01/15/04	\$10,000,000.00	\$10,166,220.22	2.1832%
SLMA FR (3M TB+22) @ + .20	1.4340%	02/12/04	1.4346%	03/04/03	\$10,000,000.00	\$9,997,160.17	2.1469%
TOTAL AGENCIES SECURITIES					\$208,500,000.00	\$208,884,640.05	44.8579%
<u>REPURCHASE AGREEMENTS</u>							
Credit Suisse							
TRI REPO CREDIT SUISSE	1.3800%	03/03/03	1.3800%	03/03/03	\$86,000,000.00	\$86,000,000.00	18.4685%
J.P. Morgan Securities							
TRI REPO J.P. MORGAN	1.3500%	03/03/03	1.3500%	03/03/03	\$70,000,000.00	\$70,000,000.00	15.0325%

VOL. 76 PG. 680

INVESTORS CASH TRUST - GOVERNMENT SECURITIES PORTFOLIO

February 28, 2003

CATEGORY OF HOLDINGS	ISSUE RATE	ISSUE DUE DATE	PURCHASE RATE	DUE DATE	PAR VALUE	BOOK VALUE	% OF TOTAL
Morgan Stanley							
TRI REPO MORGAN STANLEY	1.3100%	03/05/03	1.3100%	03/05/03	\$40,000,000.00	\$40,000,000.00	8.5900%
TRI REPO MORGAN STANLEY	1.3500%	03/03/03	1.3500%	03/03/03	\$50,000,000.00	\$50,000,000.00	10.7375%
State Street Bank Repo							
SSB REPO	1.2700%	03/03/03	1.2700%	03/03/03	\$9,972,000.00	\$9,972,000.00	2.1415%
TOTAL REPURCHASE AGREEMENTS					\$255,972,000.00	\$255,972,000.00	54.9698%
TOTAL INVESTMENTS					\$464,472,000.00	\$464,856,640.05	99.8277%
Other Assets Less Liabilities						\$802,318.93	0.1723%
TOTAL NET ASSETS						\$465,658,958.98	
TOTAL NET ASSETS (TREASURY PORTFOLIO)						\$69,475,289.98	
TOTAL NET ASSETS (ICT)						\$535,134,248.96	

22

BANK ACCT			490202	490202	490202	490202	412430	412732	416320	422037	422258		
FM ACCT	DAILY	DAILY	6540001432	6540001432	6540001432	6540001432	6540001443	6540001443	6540001443	6540001443	6540001443		
DATE	PURCHASE	RELEASE	General	CLL	Hughes	Bates	93 CERT.I&S	94 CERT.I&S	95 I&S	98IS	98 TAX IS		
	+	-	01	10	14	22	24	39	54	99	101		
BAI Fwd	\$0.00	\$0.00	\$3,329,942.56	\$3,329,942.56	\$2,784,599.75	\$56,553.41	\$417,783.80	\$70,570.04	\$128.82	\$22.05	\$165.06	\$56.60	\$63.03
Feb 1-8	\$0.00	\$0.00	\$3,329,942.56	\$3,329,942.56	\$2,784,599.75	\$56,553.41	\$417,783.80	\$70,570.04	\$128.82	\$22.05	\$165.06	\$56.60	\$63.03
Feb 9- 11	\$3,627.14	\$0.00	\$3,333,569.70	\$3,333,569.70	\$2,787,398.14	\$56,611.15	\$418,203.64	\$70,640.96	\$0.00	\$208.18	\$185.31	\$250.14	\$72.18
Feb 12-18	\$0.00	\$0.00	\$3,333,569.70	\$3,333,569.70	\$2,787,398.14	\$56,611.15	\$418,203.64	\$70,640.96	\$0.00	\$208.18	\$185.31	\$250.14	\$72.18
Feb 19-28	\$0.00	\$0.00	\$3,333,569.70	\$3,333,569.70	\$2,787,398.14	\$56,611.15	\$418,203.64	\$70,640.96	\$0.00	\$208.18	\$185.31	\$250.14	\$72.18

VOL. 76 PG. 682

23

MBIA
Danny King

- 1) Collateral Statement
- 2) Treasurer Daily Balance
- 3) ~~Interest Rates~~
- 4) Portfolio Participants
- 5) Misc.

24



Notes February 2003

For more information, call MBIA Client Services at (800)395-5505
Fax: (800)765-7600

For the month of February 2003, MBIA Municipal Investors Service Corporation, in its role as Program Administrator, accrued fees of \$142,826 based on average assets for CLASS Texas of \$930,920,672. The fee is accrued on a daily basis by multiplying the value of the investment property as determined each day by the fee rate of 20 basis points (.0020) divided by 365 days. The monthly fee is the sum of all daily fee accruals for the month of February. The fee is paid monthly upon notification to the custodial bank. MBIA reserves the right to abate fees.

As a registered investment adviser, we are required to furnish you with a copy of our ADV Part II of the SEC registration form. If you would like a copy of this form, please contact us at 800-395-5505.

The following information is provided in accordance with Texas state statute 2256.0016. As of February 28, 2003 the portfolio contained the following:

Securities by type:

Commercial Paper - 72.81%, US Govt Sponsored - 5.06%, US Agency Discount Notes - 4.49%, State Govt - 3.79%, Money Funds -10.92% Miscellaneous Agency 2.93%

The portfolio is marked to market at the end of each business day.

Current information can be provided to you by calling your Client Service Representative at 1-800-395-5505.

Market Value at 02/28//2003 -	\$909,345,606.05
Amortized Cost at 02/28/2003 -	\$909,275,709.45
Difference -	\$69,896.60

The current LOC for the portfolio is \$5,000,000. The NAV on 2/28/2003 is equal to 1.00

Dollar Weighted Average Maturity - 39 days

The final maturity dates of all securities were less than one year.

The custodial bank for Texas CLASS is Wells Fargo, TX.

The portfolio managers of MBIA Capital Management Corp - sub advisor for Texas CLASS are Eric Storch and Melissa Wright.

There were no changes to the Trust Agreement.

MBIA

For more information, call MBIA Client Services at (800)395-5505
Fax: (800)765-7600

The offices of MBIA-MISC will be closed on Friday, April 18th in observance of Good Friday.

February 2003

Page: 9

26

VOL. 76 PG. 685

BANK ACCT

MBIA ACC⁺ DAILY PURCHASE +
DATE

DAILY RELEASE -

BAI Fwd	\$0.00	\$0.00
Feb 1-8	\$3,001,509.13	\$0.00
Feb 9- 11	\$0.00	\$0.00
Feb 12-18	\$0.00	\$0.00
Feb 19-28	\$0.00	\$0.00

All Funds	Total From Blinds
\$1,440,410.94	\$1,440,410.94
\$3,445,476.84	\$3,445,476.84
\$3,445,476.84	\$3,445,476.84
\$3,445,476.84	\$3,445,476.84
\$3,445,476.84	\$3,445,476.84

490202 TX010145-1 General (1)	490202 TX010145-1 F/M 1 & 3 (5)	490202 TX010145-1 F/M 2 & 4 (6)
\$444,974.82	\$124,405.44	\$442,968.42
\$3,445,476.84	\$124,535.78	\$443,432.53
\$3,445,476.84	\$124,535.78	\$443,432.53
\$3,445,476.84	\$124,535.78	\$443,432.53
\$3,445,476.84	\$124,535.78	\$443,432.53

490202 TX010145-1 CLL (10)	490202 TX010145-1 JCTF (12)	490202 TX010145-1 Libr -Hughes (14)	490202 TX010145-1 Libr-Donations (15)	490202 TX010145-1 DC-RM (17)	490202 TX010145-1 Co Crts-Sec (18)
\$5,629.77	\$25,205.17	\$1,541.06	\$57,694.45	\$16,531.53	\$142,410.94
\$5,636.07	\$25,231.58	\$1,542.67	\$57,754.90	\$16,548.85	\$142,560.15
\$5,636.07	\$25,231.58	\$1,542.67	\$57,754.90	\$16,548.85	\$142,560.15
\$5,636.07	\$25,231.58	\$1,542.67	\$57,754.90	\$16,548.85	\$142,560.15
\$5,636.07	\$25,231.58	\$1,542.67	\$57,754.90	\$16,548.85	\$142,560.15

490202 TX010145-1 CC-Rm (19)	490202 TX010145-1 Libr Misc (20)	490202 TX010145-1 Bates (22)	490202 TX010145-1 GLP (25)	490202 TX010145-1 CCPreserv (30)	490202 TX010145-1 Motorist (31)
\$18,814.54	\$38,019.86	\$30.15	\$10,027.80	\$20,968.87	\$6,939.48
\$18,834.25	\$38,060.10	\$30.18	\$10,038.31	\$20,990.84	\$6,946.75
\$18,834.25	\$38,060.10	\$30.18	\$10,038.31	\$20,990.84	\$6,946.75
\$18,834.25	\$38,060.10	\$30.18	\$10,038.31	\$20,990.84	\$6,946.75
\$18,834.25	\$38,060.10	\$30.18	\$10,038.31	\$20,990.84	\$6,946.75

490202 TX010145-1 CVCA (60)	490202 TX010145-1 OJP (61)	490202 TX010145-1 Arrest (68)	490202 TX010145-1 JE (70)	490202 TX010145-1 SMF (71)
\$6,932.02	\$15,873.25	\$746.55	\$761.88	\$14,968.19
\$6,932.02	\$15,889.88	\$746.55	\$761.88	\$14,968.19
\$6,932.02	\$15,889.88	\$746.55	\$761.88	\$14,968.19
\$6,932.02	\$15,889.88	\$746.55	\$761.88	\$14,968.19
\$6,932.02	\$15,889.88	\$746.55	\$761.88	\$14,968.19

490202 TX010145-1 CCC (72)	490202 TX010145-1 Time (74)	490202 TX010145-1 Fugitive (77)	490202 TX010145-1 Indigent (78)	490202 TX010145-1 Sheriff (97)	490202 TX010145-1 Court Trans. (106)
\$7,806.09	\$1,683.86	\$1,855.02	\$220.48	\$2,997.16	\$30,404.14
\$7,806.09	\$1,683.86	\$1,855.02	\$220.48	\$3,000.30	\$30,436.00
\$7,806.09	\$1,683.86	\$1,855.02	\$220.48	\$3,000.30	\$30,436.00
\$7,806.09	\$1,683.86	\$1,855.02	\$220.48	\$3,000.30	\$30,436.00
\$7,806.09	\$1,683.86	\$1,855.02	\$220.48	\$3,000.30	\$30,436.00

DAILY VALUATION REPORT
02/28/2003
QUOTED IN: United States Dollar

Security ID	Description	Quantity	Price	Amort. Cost	Market Value	Unrealized G/L	% Price Chg
Non U.S. Govt Bonds (LT)							
31331LJU3	Fed Farm Credit Bank Agency dtd 5/1/01 4 3/8% Due 5/1/2003 MN1	1,900,000.00	100.500	1,907,557.31	1,909,500.00	1,942.69	0.00
3133MSQB9	Federal Home Loan Bank Agency 5 1/8% Due 9/15/2003 MS15	5,000,000.00	102.063	5,096,978.33	5,103,150.00	6,171.67	(0.07)
3133MEUD1	Federal Home Loan Bk Bd Agency dtd 5/4/01 4 1/2% Due 5/15/2003 MN15	5,000,000.00	100.656	5,019,740.93	5,032,800.00	13,059.07	(0.09)
3133MJVZ0	FHLB Agency dtd 11/15/01 2 1/2% Due 11/14/2003 MN15	4,000,000.00	100.844	4,025,270.81	4,033,760.00	8,489.19	(0.03)
3133MLFC4	FHLB Agency dtd 2/12/02 3.27% Due 2/12/2004 FA12	7,000,000.00	101.813	7,127,216.13	7,126,910.00	-306.13	(0.06)
3133MMTW3	FHLB Agency dtd 3/28/02 2.83% Due 4/21/2003 AO21	5,000,000.00	100.219	5,005,193.51	5,010,950.00	5,756.49	(0.03)
3133MSQQ6	FHLB Agency dtd 10/15/02 1.76% Due 11/7/2003 AO15	5,000,000.00	100.063	5,000,000.00	5,003,150.00	3,150.00	0.06
3133MSVQ0	FHLB Agency dtd 10/17/02 1.81% Due 11/12/2003 MN17	5,000,000.00	100.063	4,995,847.31	5,003,150.00	7,302.69	(0.06)
3133MW2S9	Federal Home Loan Bank Agency 1.41% Due 3/5/2004 FA11	5,000,000.00	100.000	5,000,000.00	5,000,000.00	0.00	0.00
3133MW4G3	Federal Home Loan Bank Agency 1.41% Due 3/8/2004 FA12	7,000,000.00	100.000	7,000,000.00	7,000,000.00	0.00	0.00
3134A4CQ5	FHLMC Agency 6 3/8% Due 11/15/2003 MN15	3,500,000.00	103.531	3,623,176.48	3,623,585.00	408.52	(0.09)
86387SFX3	Student Loan Marketing Assn Agy dtd 4/25/02 2.7% Due 4/25/2003 AO25	5,000,000.00	100.200	4,999,648.16	5,010,000.00	10,351.84	(0.05)
TOTAL - Non U.S. Govt Bonds (LT)		58,400,000.00		58,800,628.97	58,856,955.00	56,326.03	
Bonds Tax Exempt (ST)							
13062N3R6	California State RAN-Revenue Note A1/P1 Adj % Due 6/20/2003 Mo-1	35,000,000.00	99.911	35,000,000.00	34,968,850.00	-31,150.00	0.00

VOL. 76 Pg. 687

28

Texas CLASS

DAILY VALUATION REPORT
02/28/2003
QUOTED IN: United States Dollar

RUN DATE: 03/03/03
RUN TIME: 10:54:43
PAGE: 2

Security ID	Description	Quantity	Price	Amort. Cost	Market Value	Unrealized G/L	% Price Chg
TOTAL - Bonds Tax Exempt (ST)		35,000,000.00		35,000,000.00	34,968,850.00	-31,150.00	
Bonds Taxable (ST)							
313396SA8	Freddie Mac Discount Notes Due 9/22/2003 At Mat	5,000,000.00	99.375	4,964,541.81	4,968,750.00	4,208.19	0.00
313396MT7	Freddie Mac Discount Notes Due 10/9/2003 At Mat	4,000,000.00	99.250	3,966,661.09	3,970,000.00	3,338.91	0.00
313396SK0	Freddie Mac Discount Notes 1.29% Due 1/29/2004 At Mat	10,000,000.00	98.810	9,880,953.31	9,880,953.31	0.00	0.00
313588HK4	Fedl Natl Mtge Assn Discount Notes Due 6/27/2003 At Mat	11,000,000.00	99.600	10,927,073.17	10,956,000.00	28,926.83	(0.03)
313588QK4	Fedl Natl Mtge Assn FannieMae/Disc Notes Due 12/12/2003 At Mat	11,931,000.00	99.000	11,806,544.04	11,811,690.00	5,145.96	0.00
TOTAL - Bonds Taxable (ST)		41,931,000.00		41,545,773.42	41,587,393.31	41,619.89	
Money Market Securities							
03218SQ60	Amstel Funding Corp Commercial Paper 3/6/03 A1+ Due 3/6/2003 At Mat	30,000,000.00	99.989	29,996,588.79	29,996,700.00	111.21	0.00
03832MQQ5	Apreco Inc Commercial Paper 3/24/03 A1+ Due 3/24/2003 At Mat	20,000,000.00	99.925	19,985,290.22	19,985,000.00	-290.22	0.00
04915UQR3	Atlantis One Funding Commercial Paper 3/25/03 A1+ Due 3/25/2003 At Mat	35,000,000.00	99.924	34,973,228.56	34,973,400.00	171.44	0.00
06945MQ74	Barton Capital Corp. Commercial Paper A1+/P1 3/7/03 Due 3/7/2003 At Mat	25,000,000.00	99.985	24,996,497.43	24,996,250.00	-247.43	0.00
06945MQD1	Barton Capital Corp. Commercial Paper 03/13/03 A1+ Due 3/13/2003 At Mat	7,810,000.00	99.965	7,807,179.42	7,807,266.50	87.08	0.00
06945MQJ8	Barton Capital Corp. Commercial Paper 03/18/03 A1+ Due 3/18/2003 At Mat	2,062,000.00	99.948	2,060,839.99	2,060,927.76	87.77	0.00
11012PAA5	Bristol Myers Squibb Co. CP Floater Adj % Due 7/8/2003 Sched	15,000,000.00	100.000	15,000,000.00	15,000,000.00	0.00	0.00

VOL. 76 Pg. 688

29

Texas CLASS

DAILY VALUATION REPORT
02/28/2003
QUOTED IN: United States Dollar

RUN DATE: 03/03/03
RUN TIME: 10:54:43
PAGE: 3

Security ID	Description	Quantity	Price	Amort. Cost	Market Value	Unrealized G/L	% Price Chg
12672LQ40	CXC LLC Commercial Paper 3/4/03 A1+ Due 3/4/2003 At Mat	30,000,000.00	99.996	29,998,949.26	29,998,800.00	-149.26	0.00
1730E1QB2	Citicorp Commercial Paper 3/11/03 A1+ Due 3/11/2003 At Mat	5,000,000.00	99.972	4,998,598.72	4,998,600.00	1.28	0.00
24609DQRO	Delaware Funding Corp Commercial Paper 3/25/03 A1+ Due 3/25/2003 At Mat	10,000,000.00	99.924	9,992,235.87	9,992,400.00	164.13	0.00
27003LQ30	Eagle Funding Commercial Paper 3/3/03 A1 Due 3/3/2003 At Mat	20,000,000.00	100.000	20,000,000.00	20,000,000.00	0.00	0.00
27003LQD8	Eagle Funding Commercial Paper 3/13/03 A1 Due 3/13/2003 At Mat	15,000,000.00	99.963	14,994,663.44	14,994,450.00	-213.44	0.00
30603BQ63	Falcon Asset Securitization Commercial Paper 3/6/03 A1 Due 3/6/2003 At Mat	35,000,000.00	99.989	34,996,262.55	34,996,150.00	-112.55	0.00
38142SPRI	GS Financial Square Prime Fund # 462 Adj % Due On-Demand Mo-31	100,956,384.68	100.000	100,956,384.68	100,956,384.68	0.00	0.00
3814A5AZ1	Goldman Sachs CP FLT Adj % Due 9/16/2003 Sched	20,000,000.00	100.000	20,000,000.00	20,000,000.00	0.00	0.00
39789MRN8	Greyhawk Funding LLC Commercial Paper 4/22/03 A1+ Due 4/22/2003 At Mat	30,000,000.00	99.827	29,947,454.02	29,948,100.00	645.98	0.00
49833MQE4	Kitty Hawk Funding Corp Due 3/14/2003 At Mat	30,000,000.00	99.961	29,988,445.96	29,988,300.00	-145.96	0.00
56266US62	Mane Funding Corp. Commercial Paper 5/6/03 A1+ Due 5/6/2003 At Mat	15,000,000.00	99.779	14,966,103.44	14,966,850.00	746.56	0.00
6117P5QL4	Mont Blanc Capital Corp Commercial Paper A1+/P1 3/20/03 Due 3/20/2003 At Mat	10,000,000.00	99.940	9,994,000.45	9,994,000.00	-0.45	0.00
61911SQ35	MINT Commercial Paper 3/3/03 A1+ Due 3/3/2003 At Mat	20,000,000.00	100.000	20,000,000.00	20,000,000.00	0.00	0.00
64351QQA4	New Center Asset Trust Commercial Paper 3/10/03 A1+ Due 3/10/2003 At Mat	10,000,000.00	99.975	9,997,547.94	9,997,500.00	-47.94	0.00
64351QSM6	New Center Asset Trust Commercial Paper 5/21/03 A1+ Due 5/21/2003 At Mat	15,000,000.00	99.730	14,958,179.60	14,959,500.00	1,320.40	0.00

VOL. 76 Pg. 689

3

Texas CLASS

DAILY VALUATION REPORT
02/28/2003
QUOTED IN: United States Dollar

RUN DATE: 03/03/03
RUN TIME: 10:54:43
PAGE: 4

Security ID	Description	Quantity	Price	Amort. Cost	Market Value	Unrealized G/L	% Price Chg
65184UQD9	Newport Funding Corp Commercial Paper 3/13/03 A1+ Due 3/13/2003 At Mat	25,000,000.00	99.965	24,991,174.95	24,991,250.00	75.05	0.00
7403F1QD4	Preferred Rec Funding Commercial Paper 03/13/03 A1 Due 3/13/2003 At Mat	40,000,000.00	99.964	39,985,775.76	39,985,600.00	-175.76	0.00
7561V5Q76	Receivables Capital Corp. Commercial Paper 3/7/03 A1+ Due 3/7/2003 At Mat	10,000,000.00	99.985	9,998,588.29	9,998,500.00	-88.29	0.00
7954W1QA4	Salomon Smith Barney Hld Commercial Paper 3/10/03 A1+ Due 3/10/2003 At Mat	35,000,000.00	99.975	34,991,486.85	34,991,250.00	-236.85	0.00
82656U\$S0	Sigma Finance Inc. Commercial Paper 3/26/03 A1+ Due 3/26/2003 At Mat	15,000,000.00	99.921	14,987,910.61	14,988,150.00	239.39	0.00
82831NR79	Silver Tower US Funding Commercial Paper 4/7/03 A1 Due 4/7/2003 At Mat	10,000,000.00	99.877	9,987,641.44	9,987,700.00	58.56	0.00
82831NRV6	Silver Tower US Funding Commercial Paper 4/29/03 A1 Due 4/29/2003 At Mat	10,000,000.00	99.800	9,979,718.91	9,980,000.00	281.09	0.00
89673SQ34	Triple A One Funding Corp Commercial Paper 03/03/03 A1 Due 3/3/2003 At Mat	40,683,000.00	100.000	40,683,000.00	40,683,000.00	0.00	0.00
90262DQ32	UBS Finance Delaware Inc. Commercial Paper 03/03/03 A1+ Due 3/3/2003 At Mat	40,000,000.00	100.000	40,000,000.00	40,000,000.00	0.00	0.00
90262DQ57	UBS Finance Delaware Inc. Commercial Paper 03/05/03 A1+ Due 3/5/2003 At Mat	12,765,000.00	99.992	12,764,042.52	12,763,978.80	-63.72	0.00
97342KQJ0	Windmill Funding Corp Commercial Paper 03/18/03 A1+ Due 3/18/2003 At Mat	15,000,000.00	99.948	14,992,123.07	14,992,200.00	76.93	0.00
97342KRW0	Windmill Funding Corp Commercial Paper 04/30/03 A1+ Due 4/30/2003 At Mat	20,000,000.00	99.801	19,959,394.32	19,960,200.00	805.68	0.00
TOTAL - Money Market Securities		774,276,384.68		773,929,307.06	773,932,407.74	3,100.68	
TOTAL - Texas CLASS		909,607,384.68		909,275,709.45	909,345,606.05	69,896.60	

VOL. 76 PG. 690

31

Prepared by Melissa Wright, Portfolio Manager
MBIA Capital Management Corp.

MARKET COMMENTARY – MARKETS REMAIN UNDER PRESSURE

Economic activity has been restrained during the past few months as tensions overseas have escalated over the possibility of another Gulf War. Market participants remain on the sidelines, waiting for the smoke to clear. Given the great degree of uncertainty of the Iraq situation, it is clear why the financial markets are stuck in a rut. In addition, the sluggish U.S. economy is giving investors few reasons to buy any security riskier than a U.S. Treasury.

The most recent release of consumer confidence plunged to 64 from 78.8--the lowest since 1993. This drop was not that surprising, given the fact that the terror-threat alert was raised one notch to orange last month. The threat of terrorist attacks is still very new and likely to remain a concern for the consumer for quite some time. Low interest rates, have kept the housing market, one of the sturdiest sectors of the economy, strong. Another positive surprise this month came from the durable goods report, which beat economists' expectations. The economy is still working through the excesses of the nineties. Low interest rates and fiscal stimulus in the form of further tax cuts should help the economy heal faster. Until the current situation with Iraq lifts, the outlook for the economy will remain murky.

The Federal Open Market Committee (FOMC) will meet again on March 18, 2003. Economic statistics to watch in March are: ISM (formerly NAPM – 3/3), the employment situation (3/7), Retail Sales (3/13), Industrial Production (3/14), Producer Price Index (3/14), Consumer Price Index (3/21), Home Sales (3/25), Durable Goods Orders (3/26) and Gross Domestic Product (3/27).

As of February 27, 2003, the Dow was down approximately 2.5 percent, the NASDAQ was down 0.3 percent for the month and the S&P 500 was down 2.6 percent for the month.

SECTOR REVIEW

U.S. Treasuries: Treasuries advanced again this month as speculation grew that a U.S. led attack on Iraq is getting closer. Three-month bills were yielding 1.17 percent at the end of the month and 6-month bills were yielding 1.18 percent. In our Treasury portfolios, we are keeping our weighted average maturities in the high 40- to low 50-day range. We continue to believe the Fed is on hold for the foreseeable future. At the end of February, 2-year Treasuries were yielding 1.54 percent, 10-year Treasuries were yielding 3.80 percent and 30-year bonds were yielding 4.76 percent.

Repurchase Agreements: Overnight repurchase agreements (repo) traded just below the current fed funds rate of 1.25 percent for most of the month. At month-end, as cash traded at a premium, repo rates spiked to 1.28 percent. With the fed funds rate sufficiently accommodative at 1.25 percent, we expect the Fed to remain on hold through most of 2003 and see repo trading in line with the 1.25 percent fed funds rate.

Commercial Paper: Commercial paper rates for 30- to 90-day paper traded flat around the 1.26 percent level all month. Six- to nine-month top-tier commercial paper traded around the fed funds rate of 1.25 percent, as supply out past three months was low. We are keeping our CP portfolio on the short side until rates in the longer end of the curve justify an extension.

U.S. Government Agencies: As the flight to quality trend continues, the front-end of the curve remains flat from zero to nine months. At the end of February, discount notes traded around 1.22 percent from one week out to nine months. In our agency portfolios, we are keeping our weighted average maturities in the high 40- to low 50-day range.

Note: This review covers a variety of instruments—all MBIA programs invest only in investments permitted by statute or program guidelines. The opinions expressed above are those of MBIA Asset Management and are subject to change without notice.

Client Services
1-800-395-5505

MBIA Municipal Investors
Service Corporation
113 King Street
Armonk, NY 10504

Visit our web site:
www.MBIA.com

MBIA

32



Portfolio Participants February 2003

For more information, call MBIA Client Services at (800)395-5505
Fax: (800)765-7600

Alamo Heights ISD	Alice ISD	Allen ISD
Alvin ISD	Aransas County ISD	Atlanta ISD
City of Austin	Bandera ISD	Bastrop County
Beckville ISD	City of Bedford	Bexar County Tax Assesor Collector
Bissonnet M.U.D.	Blinn College	City of Boerne
Brazoria County M.U.D. #1	Brazoria County M.U.D. #2	Brazoria County M.U.D. #3
Brenham ISD	City of Brownsville	Brownsville ISD
City of Buda	City of Bulverde	Bulverde Area Rural Library District
Caldwell ISD	Caldwell County	Calhoun County ISD
Canutillo ISD	Canyon Lake Library District	Carroll ISD
City of Castle Hills	Castlewood M.U.D.	City of Cedar Hill
Central Texas College	Channelview ISD	Chapel Hill ISD
Chelford One MUD	Cinco MUD #9	City of Dale Springs
City of Burleson	City of Cleburne	City of Highland Village
City of Jacksonville	City of Taylor	Clear Creek ISD
Coastal Bend College	Coastal Plains MIIMR	Coke County
Collin County	Colorado County	Columbia - Brazoria ISD
Columbus ISD	City of Columbus	City of Commerce
City of Converse Econ. Dev. Cop.	Coppell ISD	Corpus Christi ISD
County of Bell	Denton County	Rockwall County
Cypress Forest P.U.D.	Dallas County Utility & Reclamation District	Dallas ISD
City of DeSoto	DeSoto ISD	DeWitt Medical District
Denton County District Clerk	Dickinson ISD	Duncanville ISD
Eanes ISD	East Central ISD	East Texas Schools CO-OP ISD
Ector County	City of El Campo	El Paso County 911 District
El Paso ISD	Ellis County	Everman ISD
Town of Fairview	First Colony Levy I.D.	City of Floresville
Fort Bend Cnty. M.U.D. # 2	Fort Bend County	Fort Bend County M.U.D. #25
Fort Sam Houston ISD	Franklin County	Frankston I.S.D.
Fredericksburg ISD	Frenship ISD	City of Friendswood
Friendswood ISD	Guadalupe Blanco River Authority	Georgetown ISD
City of Goliad	Goliad ISD	Grand Prairie ISD



For more information, call MBIA Client Services at (800)395-5505
Fax: (800)765-7600

City of Greenville	Graesbeck ISD	Guadalupe County
City of Haltom City	Harris County Utility District #6	Harris Co. R.F.P.D #48
Harris County MUD #153	Harris Co. MUD #151	Harris Co. Municipal Util. District #46
Harris County MUD #81	Harris Co. M.U.D. #148	Harris County Utility District #14
Harris County Utility District #15	Hays CISD	Hays County
Hitchcock ISD	Hopkins County	Howard County
City of Huntsville	Hurst, Euless, Bedford ISD	Industrial ISD
Jacksonville ISD	Johnson County	Kaufman I.S.D.
Kemp ISD	Kenedy ISD	Kilgore ISD
Killeen ISD	City of Kingsville	La Vernia ISD
La Porte ISD	Lake Dallas ISD	Lamar CISD
City of Lancaster	City of Laredo	Laredo ISD
City of Leander	Leander ISD	Lee County
City of Levelland	City of Levelland Economic Dev Corp	Limestone County
Little Elm ISD	City of Lockhart	Lockhart ISD
Mabank ISD	Magnolia ISD	Marshall ISD
City of McKinney	McKinney ISD	City of Mercedes
Mercedes ISD	Meyersville ISD	Mission Bend M.U.D. #2
Mission CISD	Montgomery County Mud #18	Montgomery Cnty. M.U.D. # 6
Montgomery Cnty. M.U.D. # 7	Montgomery Cnty. M.U.D. # 36	Montgomery Cnty. M.U.D. # 40
Montgomery Cnty. M.U.D. # 46	Montgomery Cnty. M.U.D. # 47	Montgomery Cnty. M.U.D. # 60
Montgomery Cnty. M.U.D. # 67	Nacogdoches I.S.D.	New Braunfels ISD
North East ISD	North Forest ISD	City of North Richland Hills
Northside ISD	Northwest Harris County M.U.D. #21	Northwest Harris Co. MUD #16
Nueces County	Nueces County Hospital District	Overton ISD
Palestine ISD	Palmer ISD	Palmer Plantation M.U.D. #1
Palmer Plantation M.U.D. #2	City of Pasadena	Pecan Grove M.U.D.
Pettus ISD	Pflugerville ISD	Pharr-San Juan-Alamo ISD
Pine Tree I.S.D.	Queen City ISD	Randolph Field ISD
Raymondville ISD	Red Oak I.S.D.	Refugio ISD
Region 19 ESC	Region One ESC	Reid Road M.U.D. # 2
Rice CISD	Rio Grande City CISD	Rockett Special Utility District (SUD)
Rockwall ISD	Roma ISD	Roosevelt ISD
City of Rosenberg	Sabine ISD	Sulado ISD
Sulado Public Library District	San Angelo ISD	San Benito CISD
San Patricio Cnty. Drain Dist. (U.D.)	San Patricio County	Santa Fe ISD
City of Schertz	Schertz/Seguin Local Gov't Corp.	Schertz - Cibolo Universal City ISD



For more information, call MBIA Client Services at (800)395-5505
Fax: (800)765-7600

Scurry - Rosser ISD
City of Sherman
City of South Houston
Tarrant County
City of Temple
Terrell ISD
Texas CLASS
Tom Green County Clerk
Tuloso - Midway ISD
Village of Bee Cave
Waller ISD
Webb County
City of White Oak
Willacy County
Wylie ISD

Seguin ISD
Sherman I.S.D.
South San Antonio I.S.D.
Tatum ISD
Temple ISD
Texarkana ISD
Texas School for the Deaf
Tom Green County
United ISD
Waco ISD
Washington County
Weslaco ISD
White Oak ISD
Willow Fork Drainage District (U.D.)
Yorktown ISD

City of Shavano Park
Sinton ISD
Spencer Road Public Utility District
Taylor ISD
Temple College
Texas School for the Blind ISD
The Woodlands M.U.D. # 2
Tropical Texas MIIMR
Van Zandt County
Waller County
Waxahachie I.S.D.
West Harris County Mud #11
City of Whitehouse
City of Woodcreek
Ysleta ISD

35

Tom Green County Indebtedness

- 1) Debt Balances Per TGC
- 2) Debt Balances Per Rausher

36

Indebtedness

February-03

Fund Name	Fund Title	TOM GREEN COUNTY INDEBTEDNESS Principal Payments Due Every February Paid In January P&I			Current O/S Balance	
		ORIGINAL	Previous O/S Balance	Next Payment Due 08/01/03		
FUND 24	TGC '93 CERTIFICATE OBLIGATION	(1,500,000.00)	(75,000.00)	75,000.00	0.00	Paid Off
FUND 54	TGC '95 CERT. OBLIG CONSTRUCTION	(8,000,000.00)	(275,000.00)	275,000.00	0.00	Paid Off
** NOTE THESE ISSUES MATURES ON 02/01/03 **						0.00
FUND 39	TGC '94 CONSTRUCTION	(2,600,000.00)	(365,000.00)	115,000.00	(250,000.00)	
FUND 101	TGC TAX ANTICIPATION NOTES	(475,000.00)	(255,000.00)	80,000.00	(175,000.00)	
** NOTE THESE ISSUES MATURES ON 02/01/05 **						(425,000.00)
FUND 99	TGC '98 GNOB	(18,885,000.00)	(18,765,000.00)	1,095,000.00	(17,670,000.00)	
** NOTE THIS ISSUE MATURES ON 02/01/14 **						(17,670,000.00)
TOTAL		(31,460,000.00)	(19,735,000.00)	1,640,000.00	(18,095,000.00)	(18,095,000.00)

137

Prepared by TGC Treasurer

Tom Green County
 Outstanding General Obligation Debt

Annual Total Debt Service Schedule (8 Issues)

	<u>FYE</u>	<u>Principal</u>	<u>Interest</u>	<u>Debt Service</u>
	1999	\$1,145,000.00	\$1,028,576.05 *	\$2,173,576.05
	2000	1,255,000.00	1,040,598.75	2,295,598.75
	2001	1,325,000.00	977,277.50	2,302,277.50
8 Issues	2002	1,515,000.00	907,703.75	2,422,703.75
5 Issues	2003	1,640,000.00	835,526.25	2,475,526.25
3 Issues	2004	1,700,000.00	764,728.75	2,464,728.75
3 Issues	2005	1,785,000.00	691,578.75	2,476,578.75
1 Issue	2006	1,760,000.00	616,500.00	2,376,500.00
	2007	1,845,000.00	539,432.50	2,384,432.50
	2008	1,925,000.00	457,415.00	2,382,415.00
	2009	2,005,000.00	370,955.00	2,375,955.00
	2010	2,090,000.00	279,820.00	2,369,820.00
	2011	2,190,000.00	182,425.00	2,372,425.00
	2012	2,265,000.00	78,827.50	2,343,827.50
	2013	320,000.00	17,840.00	337,840.00
	2014	210,000.00	5,040.00	215,040.00
	Total	\$24,975,000.00	\$8,794,244.80	\$33,769,244.80

* Includes accrued interest of 565,954.19.

TOM 639300

Tom Green County
Outstanding General Obligation Debt
Certificates of Obligation, Series 1993

Date	Principal	Coupon	Interest	Debt Service	FYE 9/30
					Debt Service
2/1/99	\$50,000.00	4.800%	\$8,287.50	\$58,287.50	
8/1/99			7,087.50	7,087.50	\$65,375.00
2/1/00	50,000.00	4.950%	7,087.50 ✓	57,087.50 ✓	
8/1/00			5,850.00	5,850.00 ✓	62,937.50
2/1/01	75,000.00	5.100%	5,850.00	80,850.00 ✓	
8/1/01			3,937.50	3,937.50 ✓	84,787.50
2/1/02	75,000.00	5.200%	3,937.50	78,937.50	
8/1/02			1,987.50	1,987.50	80,925.00
2/1/03	75,000.00	5.300%	1,987.50	76,987.50	76,987.50
Total	<u>\$325,000.00</u>		<u>\$46,012.50</u>	<u>\$371,012.50</u>	<u>\$371,012.50</u>

412430 9375

274-230-444 BANK
 610 PRIN
 650 INT
 675 SV. SERVO

Final Pay Feb 2003

101103...

Tom Green County
Outstanding General Obligation Debt
Certificates of Obligation, Series 1994

<u>Date</u>	<u>Principal</u>	<u>Coupon</u>	<u>Interest</u>	<u>Debt Service</u>	<u>FYE 9/30</u> <u>Debt Service</u>
2/1/99	\$100,000.00	4.200%	\$18,685.00	\$118,685.00	
8/1/99			16,585.00	16,585.00	\$135,270.00
2/1/00	100,000.00	4.400%	16,585.00 ✓	116,585.00 ✓	
8/1/00			14,385.00	14,385.00	130,970.00
2/1/01	105,000.00	4.700%	14,385.00	119,385.00 ✓	
8/1/01			11,917.50	11,917.50	131,302.50
2/1/02	110,000.00	4.850%	11,917.50	121,917.50	
8/1/02			9,250.00	9,250.00	131,167.50
2/1/03	115,000.00	5.000%	9,250.00	124,250.00	
8/1/03			6,375.00	6,375.00	130,625.00
2/1/04	120,000.00	5.100%	6,375.00	126,375.00	
8/1/04			3,315.00	3,315.00	129,690.00
2/1/05	<u>130,000.00</u>	5.100%	<u>3,315.00</u>	<u>133,315.00</u>	<u>133,315.00</u>
Total	<u>\$780,000.00</u>		<u>\$142,340.00</u>	<u>\$922,340.00</u>	<u>\$922,340.00</u>

41313? 9.175

39

C39-339-444 From
610 P
650 I
675 SUC

Final Pay Feb 2005

10111

Tom Green County
Outstanding General Obligation Debt
Certificates of Obligation, Series 1995

<u>Date</u>	<u>Principal</u>	<u>Coupon</u>	<u>Interest</u>	<u>Debt Service</u>	FYE 9/30
					<u>Debt Service</u>
2/1/99	\$25,000.00	4.600%	\$9,337.50	\$34,337.50	
8/1/99			8,762.50	8,762.50	\$43,100.00
2/1/00	25,000.00	4.750%	8,762.50 ✓	33,762.50 ✓	
8/1/00			8,168.75	8,168.75 ✓	41,931.25
2/1/01	25,000.00	4.850%	8,168.75	33,168.75 ✓	
8/1/01			7,562.50	7,562.50 ✓	40,731.25
2/1/02	25,000.00	4.950%	7,562.50	32,562.50	
8/1/02			6,943.75	6,943.75	39,506.25
2/1/03	<u>275,000.00</u>	5.050%	<u>6,943.75</u>	<u>281,943.75</u>	<u>281,943.75</u>
Total	<u>\$375,000.00</u>		<u>\$72,212.50</u>	<u>\$447,212.50</u>	<u>\$447,212.50</u>

0535

410320

054-278 - 440

Emok

610

F

630

I

675

Sum

Final Pay
Feb 2003

TOM GREEN CO

Tom Green County
Outstanding General Obligation Debt

GO Refunding Bonds, Series 1998

Date	Principal	Coupon	Interest	Debt Service	FYE 9/30 Debt Service
2/1/99			\$345,309.38 *	\$345,309.38	
8/1/99			414,371.25	414,371.25	\$759,680.63
2/1/00			414,371.25	414,371.25 ✓	
8/1/00			414,371.25	414,371.25	828,742.50
2/1/01			414,371.25	414,371.25 ✓	
8/1/01			414,371.25	414,371.25	828,742.50
2/1/02	\$120,000.00	4.000%	414,371.25	534,371.25 ✓	
8/1/02			411,971.25	411,971.25	946,342.50
2/1/03	1,095,000.00	4.000%	411,971.25	1,506,971.25	
8/1/03			390,071.25	390,071.25	1,897,042.50
2/1/04	1,495,000.00	4.100%	390,071.25	1,885,071.25	
8/1/04			359,423.75	359,423.75	2,244,495.00
2/1/05	1,565,000.00	4.150%	359,423.75	1,924,423.75	
8/1/05			326,950.00	326,950.00	2,251,373.75
2/1/06	1,760,000.00	4.250%	326,950.00	2,086,950.00	
8/1/06			289,550.00	289,550.00	2,376,500.00
2/1/07	1,845,000.00	4.300%	289,550.00	2,134,550.00	
8/1/07			249,882.50	249,882.50	2,384,432.50
2/1/08	1,925,000.00	4.400%	249,882.50	2,174,382.50	
8/1/08			207,532.50	207,532.50	2,382,415.00
2/1/09	2,005,000.00	4.400%	207,532.50	2,212,532.50	
8/1/09			163,422.50	163,422.50	2,375,955.00
2/1/10	2,090,000.00	4.500%	163,422.50	2,253,422.50	
8/1/10			116,397.50	116,397.50	2,369,820.00
2/1/11	2,190,000.00	4.600%	116,397.50	2,306,397.50	
8/1/11			66,027.50	66,027.50	2,372,425.00
2/1/12	2,265,000.00	4.700%	66,027.50	2,331,027.50	
8/1/12			12,800.00	12,800.00	2,343,827.50
2/1/13	320,000.00	4.850%	12,800.00	332,800.00	
8/1/13			5,040.00	5,040.00	337,840.00
2/1/14	<u>210,000.00</u>	4.800%	<u>5,040.00</u>	<u>215,040.00</u>	<u>215,040.00</u>
Total	<u>\$18,385,000.00</u>		<u>\$8,029,674.38</u>	<u>\$26,914,674.38</u>	<u>\$26,914,674.38</u>

* Includes accrued interest of \$64,457.75.

Final Pay
Feb 2014

COES
432037
0919-307 444
GIC
GSC
GTT
Bank
F
I
3/11
42

**Tom Green County
Outstanding General Obligation Debt**

Tax Notes, Series 1998

<u>Date</u>	<u>Principal</u>	<u>Coupon</u>	<u>Interest</u>	<u>Debt Service</u>	<u>FYE 9/30 Debt Service</u>
2/1/99			\$8,016.67 *	\$8,016.67	
8/1/99			9,620.00	9,620.00	\$17,636.67
2/1/00	570,000.00	3.900%	9,620.00 ✓	79,620.00 ✓	
8/1/00			8,255.00	8,255.00	87,875.00
2/1/01	75,000.00	3.950%	8,255.00	83,255.00 ✓	
8/1/01			6,773.75	6,773.75	90,028.75
2/1/02	75,000.00	4.000%	6,773.75	81,773.75	
8/1/02			5,273.75	5,273.75	87,047.50
2/1/03	80,000.00	4.050%	5,273.75	85,273.75	
8/1/03			3,653.75	3,653.75	88,927.50
2/1/04	85,000.00	4.150%	3,653.75	88,653.75	
8/1/04			1,890.00	1,890.00	90,543.75
2/1/05	<u>90,000.00</u>	4.200%	<u>1,890.00</u>	<u>91,390.00</u>	<u>91,390.00</u>
Total	<u>\$475,000.00</u>		<u>\$78,949.17</u>	<u>\$553,949.17</u>	<u>\$553,949.17</u>

* Includes accrued interest of \$1,496.44.

ASTANIS

101 422258

101-246-444 Bank

*610 P
650 I
675 Sic*

*Final Pay
Feb 2005*

Tom Green County Interest

- 1) Interest Earned Monthly
- 2) Interest Earned FY 2001
- 3) Interest Rates

44

Interest Balances Less Bank Services Charges and Rates FY02

As of 3/6/03

	Budgeted	Received	Remaining (extra)
Depository Interest [-3701	\$99,185.00	\$44,537.62	\$54,647.38
Security Interest [-3704	\$47,500.00	\$23,750.00	\$23,750.00
MBIA [-3705	\$53,245.00	\$9,525.31	\$43,719.69
Funds Management [-3706	\$21,865.00	\$15,719.27	\$6,145.73
	<u>\$221,795.00</u>	<u>\$93,532.20</u>	<u>\$128,262.80</u>
			\$128,262.80
Remaining Revenue Budgeted but not collected			
			\$128,262.80

	<u>Previous Month</u>	<u>Current Month</u>
Geno Checking Interest Annual Yield	3.820%	3.820%
MBIA Annual Yield	1.240%	1.180%
Funds Management Compound Effective Yield	1.190%	1.160%

FY02 Totals			
Budget	Total Received	Extra Received	
	\$309,065.00	\$310,423.07	\$1,358.07

45



Summary Statement February 2003

For more information, call MBIA Client Services at (800)395-5505
Fax: (800)765-7600

CLASS

Tom Green County

Account Number: TX-01-0145-0001

Account Name: GENERAL OPERATIONAL

	Beginning Balance	Investments	Disbursements	Income Earned	Average Daily Balance	Month End Balance
This Month	\$1,441,920.07	\$3,000,000.00	\$0.00	\$3,003.61	\$3,371,753.03	\$4,444,923.68
Fiscal YTD						
Ending 09/30/03	\$2,954,525.01	\$3,054,700.00	\$1,576,850.00	\$12,548.67	\$2,190,794.13	\$4,444,923.68

Total of all accounts

	Beginning Balance	Investments	Disbursements	Income Earned	Average Daily Balance	Month End Balance
This Month	\$1,441,920.07	\$3,000,000.00	\$0.00	\$3,003.61	\$3,371,753.03	\$4,444,923.68
Fiscal YTD						
Ending 09/30/03	\$2,954,525.01	\$3,054,700.00	\$1,576,850.00	\$12,548.67	\$2,190,794.13	\$4,444,923.68

47



Texas CLASS Daily Rates February 2003

For more information, call MBIA Client Services at (800)395-5505
Fax: (800)765-7600



<i>Date</i>	<i>Daily Rates</i>	<i>Annual Yield</i>
02/01/03	1.19%	1.19%
02/02/03	1.19%	1.19%
02/03/03	1.19%	1.20%
02/04/03	1.18%	1.19%
02/05/03	1.21%	1.22%
02/06/03	1.20%	1.21%
02/07/03	1.23%	1.24%
02/08/03	1.23%	1.24%
02/09/03	1.23%	1.24%
02/10/03	1.23%	1.23%
02/11/03	1.19%	1.20%
02/12/03	1.20%	1.20%
02/13/03	1.17%	1.18%
02/14/03	1.15%	1.16%
02/15/03	1.15%	1.16%
02/16/03	1.15%	1.16%
02/17/03	1.15%	1.16%
02/18/03	1.16%	1.16%
02/19/03	1.14%	1.15%
02/20/03	1.14%	1.14%
02/21/03	1.14%	1.15%
02/22/03	1.14%	1.15%
02/23/03	1.14%	1.15%
02/24/03	1.14%	1.15%
02/25/03	1.16%	1.17%
02/26/03	1.14%	1.15%
02/27/03	1.15%	1.15%
02/28/03	1.15%	1.15%
Average	1.17%	1.18%

Rates can vary over time. Past performance is no guarantee of future results.

-- Budget Inquiry - 2002-2003 Fiscal Year --

Revenue Account ID Mask(s): [-3701; [-3704; [-3705; [-3706

#.	Acct ID.....	Current Budget	YTD Revenue...	Revenue Receivable
1	001-370-3701	30,000.00	23,434.00	6,566.00
2	001-370-3704	47,500.00	17,812.50 23750 ⁰⁰	29,687.50 23750 ⁰⁰
3	001-370-3705	32,000.00	4,398.49	27,601.51
4	001-370-3706	10,000.00	12,591.88	-2,591.88
5	005-370-3701	4,000.00	372.27	3,627.73
6	005-370-3705	7,500.00	841.85	6,658.15
7	006-370-3701	4,000.00	384.49	3,615.51
8	006-370-3705	7,500.00	2,315.36	5,184.64
9	007-370-3701	0.00	0.00	0.00
10	008-370-3701	0.00	0.00	0.00
11	009-370-3701	125.00	0.52	124.48
12	010-370-3701	100.00	22.65	77.35
13	010-370-3705	400.00	60.09	339.91
* 1 of 13 **		221,795.00	87,594.70 93,532.20	134,200.30 128,262.80

Enter 'N' for Next Screen, 'P' for Previous Screen, "Account Index" for Detailed Budget Inquiry, or 'X' to Exit: _____

-- Budget Inquiry - 2002-2003 Fiscal Year --

Revenue Account ID Mask(s): [-3701

##.	Acct ID.....	Current Budget	YTD Revenue...	Revenue Receivable
1	001-370-3701	30,000.00	23,434.00	6,566.00
2	005-370-3701	4,000.00	372.27	3,627.73
3	006-370-3701	4,000.00	384.49	3,615.51
4	007-370-3701	0.00	0.00	0.00
5	008-370-3701	0.00	0.00	0.00
6	009-370-3701	125.00	0.52	124.48
7	010-370-3701	100.00	22.65	77.35
8	012-370-3701	400.00	151.72	248.28
9	014-370-3701	250.00	254.72	-4.72
10	015-370-3701	600.00	12.24	587.76
11	017-370-3701	100.00	17.79	82.21
12	018-370-3701	200.00	27.13	172.87
13	019-370-3701	80.00	39.03	40.97
** 1 of 10 **		99,185.00	44,537.62	54,647.38

Enter 'N' for Next Screen, 'P' for Previous Screen, "Account Index" for Detailed Budget Inquiry, or 'X' to Exit: _____

49

-- Budget Inquiry - 2002-2003 Fiscal Year --

Revenue Account ID Mask(s): [-3704

##.	Acct ID.....	Current Budget	YTD Revenue...	Revenue Receivable
1	001-370-3704	47,500.00	17,812.50 23750 ⁰⁰	29,687.50 23750 ⁰⁰
** 1 of 1 **		47,500.00	17,812.50	29,687.50

-- Budget Inquiry - 2002-2003 Fiscal Year --

Revenue Account ID Mask(s): [-3705

##.	Acct ID.....	Current Budget	YTD Revenue...	Revenue Receivable
1	001-370-3705	32,000.00	4,398.49	27,601.51
2	005-370-3705	7,500.00	841.85	6,658.15
3	006-370-3705	7,500.00	2,315.36	5,184.64
4	010-370-3705	400.00	60.09	339.91
5	012-370-3705	0.00	121.99	-121.99
6	014-370-3705	10.00	7.46	2.54
7	015-370-3705	175.00	279.22	-104.22
8	017-370-3705	250.00	75.87	174.13
9	018-370-3705	3,700.00	761.14	2,938.86
10	019-370-3705	175.00	83.70	91.30
11	020-370-3705	575.00	195.89	379.11
12	022-370-3705	10.00	4.43	5.57
13	025-370-3705	150.00	48.54	101.46
** 1 of 3 **		53,245.00	9,525.31	43,719.69

Enter 'N' for Next Screen, 'P' for Previous Screen, "Account Index" for Detailed Budget Inquiry, or 'X' to Exit: _____

-- Budget Inquiry - 2002-2003 Fiscal Year --

Revenue Account ID Mask(s): [-3706

##.	Acct ID.....	Current Budget	YTD Revenue...	Revenue Receivable
1	001-370-3706	10,000.00	12,591.88	-2,591.88
2	010-370-3706	900.00	260.16	639.84
3	014-370-3706	9,000.00	2,038.46	6,961.54
4	022-370-3706	1,200.00	335.10	864.90
5	023-370-3706	0.00	0.00	0.00
6	024-370-3706	50.00	26.22	23.78
7	028-370-3706	0.00	0.00	0.00
8	039-370-3706	100.00	72.65	27.35
9	044-370-3706	0.00	0.00	0.00
10	053-370-3706	0.00	0.00	0.00
11	054-370-3706	75.00	38.46	36.54
12	099-370-3706	500.00	341.81	158.19
13	101-370-3706	40.00	14.53	25.47
** 1 of 1 **		21,865.00	15,719.27	6,145.73

Enter 'P' for Previous Screen, "Account Index" for Detailed Budget Inquiry, or 'X' to Exit: _____

50

*Tom Green County
Security Report*

- 1) Security Report
- 2) ~~Market Values Per Texas State Bank~~
- 3) Bloomberg Reports

51