

Tom Green County Commissioner's Court
May 6, 2003

The Tom Green County Commissioners' Court met in an Extra Session in the Commissioners' Court Room of the Edd B. Keyes Building Tuesday, May 6, 2003 with the following present:

Clayton Friend, Commissioner Precinct #1
Karl Bookter, Commissioner Precinct #2
Jodie R. Weeks, Commissioner Precinct #3
Richard Easingwood, Commissioner Precinct #4
Michael D. Brown, County Judge

1. **Judge Brown** called the meeting to order at 8:32 A.M.
2. The Pledge of Allegiance was not recited.
3. Judge Brown instructed anyone wishing to testify before the Court should fill out a Witness Testimony form prior to testifying.
4. **Commissioner Weeks moved to approve the following items on the consent agenda as presented. Commissioner Easingwood seconded the motion.**
 - A. Approved the Minutes from the April 22nd, 2003 Regular Meeting of the Commissioners' Court.
 - B. Approved the Minutes of Accounts Allowable from April 23-29, 2003 in the amount of 320,036.14 and from April 30 – May 6, 2003 in the amount of 1,112,159.98 for a combined total of \$1,432,196.12; Purchase orders from April 21-25, 2003 in the amount of 10,094.96 and from April 28 – May 2, 2003 in the amount of 19,755.83 for a combined total of \$29,850.79.All voted in favor.
5. **Commissioner Weeks moved to approve the request from Sheriff Hunt to apply for the Motor Vehicle Theft Taskforce Grant in the amount of \$696,280.00 with matching funds of \$67,391.00 for a total amount of \$763,671.00. The motion was seconded by Commissioner Bookter and all voted in favor.** (Recorded with these minutes)
8. **Commissioner moved to table the approval of Retired Justice of the Peace, Ed Harris, to sit for Precinct #2 Justice of the Peace, Jerry Jennison, during his illness. Judge Jennison passed away May 2, 2003, and an appointment may need to be considered until a Special Election can be set. The motion was seconded by Judge Brown and all voted in favor.**
6. **Judge Brown moved to accept the Treasurer's Monthly Report for March, 2003 as presented. The motion was seconded by Commissioner Friend and all voted in favor.** (Recorded with these minutes)
7. **Commissioner Easingwood moved to disapprove the funding for the continuation of the Domestic violence Prosecution Unit of the County Attorney's office for the balance of the fiscal year. The motion was seconded by Commissioner Bookter. Commissioners Friend, Weeks and Easingwood voted in favor of the motion. Judge Brown and Commissioner Bookter voted against the motion. The motion passed .**
9. Commissioner Easingwood brought to the attention of the Court that the Dove Creek Home Owners Association has circulated a petition and are requesting that the speed limit be posted for 40 MPH instead of current 30 MPH. A public hearing will be set and the Dove Creek Homeowners Association members or other interested parties will be allowed to voice their opinions to the Court. There were no other issues relating to the Tom Green County Subdivision and Manufactured Home Rental Community Development Regulations. **No action was taken.**
10. There were no line item transfers.
11. Future Agenda Items:
 - A. The next meeting of the Commissioners' Court will be May 13, 2003.
 - B. Budget Hearings will begin in June.
 - C. Consider appointment of Justice of the Peace for Precinct #2.
 - D. Consider the proposed changes in the Enterprise Zone.
12. Announcements:
 - A. Judge Jerry Jennison's Memorial Service will be Wednesday, May 7th, 2003 at 2:00 PM in the First Baptist Church.
 - B. There have been several large trees cut down in our County parks, which is destruction of county property and subject to legal action. Please report any destruction of county property to the Sheriff's office.
13. The meeting was adjourned at 9:40 A.M.

Michael D. Brown, County Judge

Elizabeth McGill, County Clerk and Ex-officio Clerk
of the Commissioners' Court

APPLICATION FOR STATE ASSISTANCE
AUTOMOBILE THEFT PREVENTION AUTHORITY (ATPA)

ATPA-1

1. For ATPA Use Only	3. a. Date Submitted	b. Applicant Identifier								
2. State Program Classification (For ATPA Use Only)	4. a. Date Received by State	b. State Application Identifier								
<div style="display: flex; justify-content: space-between;"> <div style="width: 48%;"> <p>5. Applicant Information</p> <p>a. Legal Name: Tom Green County</p> <p>b. Address (give street or P. O. Box, City, County, State, and Zip Code) Tom Green County 222 West Harris Avenue San Angelo, TX 76903</p> </div> <div style="width: 48%;"> <p>c. Organized Unit: Sheriff's Department</p> <p>d. Name and telephone number of person to be contacted on matters involving this application (give area code) Joe B. Hunt (325) 655-8111</p> </div> </div>										
6. State Payee Identification Number: 1-75-6001184	<p>7. Type of Applicant (enter the appropriate letter in box)</p> <div style="text-align: center; border: 1px solid black; width: 20px; margin: 0 auto;">B</div> <div style="font-size: small;"> A. State H. Independent School District B. County I. State Controlled Institution of Higher Learning C. Municipal J. Private University D. Township K. Indian Tribe E. Interstate L. Individual F. Intermunicipal M. Nonprofit Organization G. Special District N. Other (specify): _____ </div>									
<p>8. Type of Application:</p> <div style="display: flex; justify-content: space-between;"> <input checked="" type="checkbox"/> New <input type="checkbox"/> Continuation <input type="checkbox"/> Revision </div> <p style="font-size: x-small;">If Revision, check appropriate box(es).</p> <div style="display: flex; justify-content: space-between; font-size: x-small;"> <input type="checkbox"/> Increase Award <input type="checkbox"/> Decrease Award <input type="checkbox"/> Other (specify) _____ </div> <div style="display: flex; justify-content: space-between; font-size: x-small;"> <input type="checkbox"/> Increase Duration <input type="checkbox"/> Decrease Duration <input type="checkbox"/> </div>	<p>9. Name of Grantor Agency:</p> <p>Texas Automobile Theft Prevention Authority 4000 Jackson Avenue Austin, Texas 78779</p>									
<p>10. Title of Project:</p> <p>Central Texas Motor Vehicle Theft Unit</p>	<p>11. Areas of Project Activities (Cities, Counties, States, etc.)</p> <p>Brown, Coke, Coleman, Comanche, Concho, Crockett, Edwards, Irion, Kimble, McCulloch, Mason, Menard, Mills, Runnels, San Saba, Schleicher, Sterling, Sutton, Tom Green</p>									
<p>12. Proposed Project</p> <p>Start Date: 09-01-2003</p> <p>Ending Date: 08-31-2004</p>	<p>13. Is application subject to review by state executive order 12372 process?</p> <p>YES, this application was made available to the Texas Review and Comment System (TRACS) for review on _____ Date _____</p> <div style="display: flex; justify-content: space-between; align-items: center;"> <input checked="" type="checkbox"/> NO. <input type="checkbox"/> Program is not covered by E. O. 12372 </div> <div style="display: flex; justify-content: space-between; align-items: center;"> <input checked="" type="checkbox"/> Program has not been selected by state for review </div>									
<p>14. Funding Summary:</p> <p>Total of a, b, & c must agree with d.</p> <table style="width: 100%; border-collapse: collapse;"> <tr> <td style="width: 60%;">a. Total State Grant Funds Requested (ATPA)</td> <td style="width: 40%; text-align: right;">\$ 696,280.00</td> </tr> <tr> <td>b. Cash Match</td> <td style="text-align: right;">\$ 67,391.00</td> </tr> <tr> <td>c. In-Kind Match</td> <td style="text-align: right;">\$</td> </tr> <tr> <td>d. TOTAL</td> <td style="text-align: right;">\$763,671.00</td> </tr> </table>	a. Total State Grant Funds Requested (ATPA)	\$ 696,280.00	b. Cash Match	\$ 67,391.00	c. In-Kind Match	\$	d. TOTAL	\$763,671.00	<p>15. Is the applicant delinquent on any federal debt?</p> <div style="display: flex; justify-content: space-between;"> <input type="checkbox"/> YES If "Yes" attach an explanation <input checked="" type="checkbox"/> NO </div>	
a. Total State Grant Funds Requested (ATPA)	\$ 696,280.00									
b. Cash Match	\$ 67,391.00									
c. In-Kind Match	\$									
d. TOTAL	\$763,671.00									
<p>16. To the best of my knowledge and belief, all data in this application is true and correct. The document has been duly authorized by the governing body of the applicant and the applicant will comply with the attached assurances if the assistance is awarded.</p> <table style="width: 100%; border-collapse: collapse;"> <tr> <td style="width: 33%;">a. Typed name of Authorized Official Michael D. Brown</td> <td style="width: 33%;">b. Title Tom Green County Judge</td> <td style="width: 33%;">c. Telephone Number (325) 653-331</td> </tr> <tr> <td>d. Signature of Authorized Official </td> <td></td> <td>e. Date Signed</td> </tr> </table>			a. Typed name of Authorized Official Michael D. Brown	b. Title Tom Green County Judge	c. Telephone Number (325) 653-331	d. Signature of Authorized Official 		e. Date Signed		
a. Typed name of Authorized Official Michael D. Brown	b. Title Tom Green County Judge	c. Telephone Number (325) 653-331								
d. Signature of Authorized Official 		e. Date Signed								

AUTOMOBILE THEFT PREVENTION AUTHORITY

ATPA-1

BUDGET INFORMATION

Section A—Budget Summary						
Line	Schedule	Budget Categories	(1) ATPA Funds	(2) Cash Match	(3) In-Kind Match	(4) Total
1	A	Personnel (Salaries)	\$ 154,875	\$ 67,391		\$222,266
2	A	Personnel (Fringe Benefits)	\$ 44,027			\$ 44,027
3	B	Contractual	\$			\$
4	C	Travel	\$ 22,560			\$ 22,560
5	D	Equipment	\$ 322,817			\$322,817
6	E	Supplies & Direct Operating Exp.	\$ 152,001			\$152,001
7		Total Direct Charges (Sum of 1-6)	\$ 696,280	\$ 67,391		\$763,691
8	F	Indirect Costs	\$			\$
9		TOTALS (Sum of 7-8)	\$ 696,280	\$67,391		\$763,691

Section B—Cash and/or In-Kind Match					
Enter separately each source of matching funds and the amounts.					
Total Match must agree with Line 9, Column 2 above and the total of lines 14 (b) and (c) on ATPA-1.					
CASH				TOTAL	\$67,391
Source	Amount	Source	Amount		
TEXAS DEPARTMENT OF PUBLIC SAFETY	\$67,391.00				
PROGRAM INCOME (To be utilized.)				TOTAL	
Total Program Income (available) \$					
IN-KIND (Total must agree with ATPA-1, Line 14c.)				TOTAL	
Schedule	Amount	Schedule	Amount		
A		D			
B		E			
C					
				TOTAL MATCH	\$67,391

AUTOMOBILE THEFT PREVENTION AUTHORITY

SCHEDULE A

PERSONNEL

1. Direct Salaries		(1)	(2)	(3)	(4)
Title or Position ¹	% of Time ²	ATPA Funds	Cash Match	In-Kind	TOTAL ³
(A) Investigator	100%	28,929			28,929
(B) Investigator	100%	28,929			28,929
(C) Investigator	100%	28,929			28,929
(D) Investigator	100%	28,929			28,929
(E) Secretary	100%	19,012			19,012
(F) LT. D.P.S.	100%	7,347	67,391		74,738
(G)					
(H)					
(I)					
(J)					
(K)					
(L)					
Overtime		12,800			12,800
TOTAL Direct Salaries		154,875	67,391		222,266
2. Fringe Benefits					
	% or \$ Rate				
FICA	7.65%	11,286			11,286
Retirement	@ 7.49%	11,049			11,049
Insurance	@	15,437			15,437
Other (Explain) worker's	@ 4.24%	6,255			6,255
compensation@					
TOTAL Fringe Benefits		44,027			44,027
TOTAL PERSONNEL BUDGET		198,902	67,391		266,293.00


1. Include only one position per line. Attach a description of the duties or responsibilities of each position.
2. Express as a percent of total time. (40 hours per week)
3. Should reflect employee's gross salary attributable to the project.


**RESOLUTION TO AUTHORIZE THE
SHERIFF TO APPLY TO THE
TEXAS AUTOMOBILE THEFT PREVENTION
AUTHORITY FOR A GRANT TO
FORM A MOTOR VEHICLE THEFT UNIT**


WHEREAS, Tom Green County Sheriff has filed a grant application with the Texas Automobile Theft Prevention Authority, for funding in the amount of \$696,280.00. In order to form a Nineteen County Motor Vehicle Theft Unit.


NOW, THEREFORE, BE IT RESOLVED, The Tom Green County Commissioner's Court does hereby authorize the Sheriff to apply to the Texas Automobile Theft Prevention Authority for a grant to form a Nineteen County Motor Vehicle Theft Unit, and additionally appoint the Tom Green County Sheriff as the official project director to act in connection with the grant application.


ADOPTED this the 6 day of May 2003


Commissioner, Precinct #1
Clayton Friend


Commissioner, Precinct #2
Karl Bookter


Commissioner, Precinct #3
Jodie Weeks


Commissioner, Precinct #4
Richard Easingwood


County Judge, Michael D. Brown



Dianna Spieker
Tom Green County Treasurer

FY 2003 Monthly Report
March 2003


THE STATE OF TEXAS ()

COUNTY OF TOM GREEN ()

Before me, the undersigned authority, on this day personally appeared Dianna Spieker, County Treasurer of Tom Green County, Texas, who being fully sworn, upon oath says that the within and foregoing report is true and correct to the best of her knowledge.

Filed with accompanying vouchers this the 10th day of May 2003


Dianna Spieker, County Treasurer, Tom Green County



TOM GREEN COUNTY, TEXAS

Subscribed and sworn to before me on this the 10th day of May 2003.


Elizabeth McGill, County Clerk, Tom Green County

Examined, accepted, in open Commissioners' Court this the 10th day of May 2003


Presiding Officer, Commissioners' County

Tom Green County Treasurer Report

Outline

- 1) Recap Report
- 2) Texas State Bank
- 3) Funds Management
- 4) MBIA
- 5) Debt
- 6) Interest
- 7) Security

1) Recap. Report

Fund Recap Report

Tom Green County

DEPOSIT REPORT PAGE 1 OF 3

#	FUND	Feb-03 BANK DEPOSITS	Mar-03 BANK DEPOSITS	Feb-03 MBIA	Mar-03 MBIA	Feb-03 FM	Mar-03 FM	Feb-03 SECURITIES	Mar-03 SECURITIES	Feb-03 TOTAL	Mar-03 TOTAL	Difference
001	GENERAL	4,243,911.74	2,421,017.30	3,445,476.84	3,847,623.78	2,787,398.14	3,539,866.68	996,982.76	996,982.76	11,473,769.48	10,805,490.52	(668,278.96)
001	Card Account	0.00	0.00							0.00	0.00	0.00
005	R&B #1&3	280,670.00	215,554.96	124,535.78	324,646.74					405,205.78	540,201.70	134,995.92
006	R&B #2&4	302,068.60	245,911.40	443,432.53	643,827.64					745,501.13	889,739.04	144,237.91
009	CAFE	5,298.10	4,340.01							5,298.10	4,340.01	(958.09)
010	CO. LAW LIBR.	7,288.73	8,590.36	5,636.07	5,641.09	56,611.15	56,661.29			69,535.95	70,892.74	1,356.79
011	ZP-CAFE	2,500.00	2,500.00							2,500.00	2,500.00	0.00
012	JCTF	22,479.51	25,272.38	25,231.58	25,254.06					47,711.09	50,526.44	2,815.35
014	LIBR/HUGHES	48,491.88	22,156.30	1,542.67	1,544.04	418,203.64	443,574.00			468,238.19	467,274.34	(963.85)
015	LIBR DONATE	1,396.28	1,856.73	57,754.90	57,806.36					59,151.18	59,663.09	511.91
017	DC/RM	5,014.95	6,348.35	16,548.85	16,563.60					21,563.80	22,911.95	1,348.15
018	CRTHSE SEC	13,129.24	14,709.97	142,560.15	142,687.17					155,689.39	157,397.14	1,707.75
019	CC/RM	10,578.10	13,615.98	18,834.25	18,851.03					29,412.35	32,467.01	3,054.66
020	LIBR MISC	3,775.36	5,577.02	38,060.10	38,094.01					41,835.46	43,671.03	1,835.57
021	CIP DONATE	2,575.17	3,344.43							2,575.17	3,344.43	769.26
022	BATES	9,348.09	9,375.28	30.18	30.21	70,640.96	70,703.52			80,019.23	80,109.01	89.78
024	'93 I&S	0.00	0.00			0.00	0.00			0.00	0.00	0.00
025	GLP	108.99	109.30	10,038.31	10,047.25					10,147.30	10,156.55	9.25
027	TCDP	0.00	24,700.00							0.00	24,700.00	24,700.00
030	CC PRESERV	9,758.88	11,724.89	20,990.84	21,009.54					30,749.72	32,734.43	1,984.71
031	UNINSURED	31.86	31.95	6,946.75	6,952.94					6,978.61	6,984.89	6.28
038	WASTEWATER	1,153.82	1,043.82							1,153.82	1,043.82	(110.00)
039	'94 I&S	21,989.03	10,886.24			208.18	16,393.66			22,197.21	27,279.90	5,082.69
045	CO ATTY	23,965.33	27,721.46							23,965.33	27,721.46	3,756.13
047	JURY DONATE	42.00	42.00							42.00	42.00	0.00
048	ELECT CNTRCT	13,754.73	25,078.48							13,754.73	25,078.48	11,323.75
049	JE/CO JUDGE	1,086.88	1,144.68							1,086.88	1,144.68	57.80
050	51ST D.A. ST	10,692.10	11,066.90							10,692.10	11,066.90	374.80
051	LATERAL RDS	32,935.79	33,030.49							32,935.79	33,030.49	94.70
052	51ST D.A.	11,867.42	11,716.71							11,867.42	11,716.71	(150.71)
053	'95 CONSTR.	349,529.08	235,274.21							349,529.08	235,274.21	(114,254.87)
054	'95 I&S	(20,045.94)	(15,467.80)			185.31	0.16			(19,860.63)	(15,467.64)	4,392.99
055	119TH DA ST	5,926.63	5,740.79							5,926.63	5,740.79	(185.84)
057	119TH DA DPS	2,969.53	2,971.19							2,969.53	2,971.19	1.66
058	119TH DA SPEC	12,745.72	12,543.03							12,745.72	12,543.03	(202.69)
059	PARKS	50.64	50.79							50.64	50.79	0.15
060	CVCA	29,474.22	26,142.04	6,932.02	26,932.02					36,406.24	53,074.06	16,667.82
061	OJP	414.14	(704.04)	15,889.88	15,904.04					16,304.02	15,200.00	(1,104.02)
062	CHAP	12,720.41	5,188.95							12,720.41	5,188.95	(7,531.46)
063	TAIP/CSC GRNT	38,244.65	44,089.63							38,244.65	44,089.63	5,844.98
064	D.T.P.	8,339.04	8,908.31							8,339.04	8,908.31	569.27
065	CSCD	109,505.96	309,940.99							109,505.96	309,940.99	200,435.03

886

76 PG.

VOL.

3

DEPOSIT REPORT PAGE 2 OF 3

#	FUND	Feb-03 BANK DEPOSITS	Mar-03 BANK DEPOSITS	Feb-03 MBIA	Mar-03 MBIA	Feb-03 FM	Mar-03 FM	Feb-03 SECURITIES	Mar-03 SECURITIES	Feb-03 TOTAL	Mar-03 TOTAL	Difference
066	CRTC	80,387.20	87,724.35							80,387.20	87,724.35	7,337.15
067	CCP	5,148.68	9,219.84							5,148.68	9,219.84	4,071.16
068	ARREST FEES	3,825.75	5,875.49	746.55	746.55					4,572.30	6,622.04	2,049.74
070	JE	3,198.30	4,978.63	761.88	761.88					3,960.18	5,740.51	1,780.33
071	ST & MPL FEES	11,782.43	10,605.00	14,968.19	14,968.19					26,750.62	25,573.19	(1,177.43)
072	CCC	35,091.03	25,779.90	7,806.09	36,806.09					42,897.12	62,585.99	19,688.87
073	GRAFFITI	381.44	382.54							381.44	382.54	1.10
074	TIME PAYMENTS	3,432.07	2,571.26	1,683.86	1,683.86					5,115.93	4,255.12	(860.81)
075	V.C.S.O.	3,276.61	3,523.18							3,276.61	3,523.18	246.57
076	EMPL ENRICH	11,009.69	11,226.63							11,009.69	11,226.63	216.94
077	FUGITIVE	8,154.98	12,617.82	1,855.02	1,855.02					10,010.00	14,472.84	4,462.84
078	INDIGENT	2,979.52	4,777.52	220.48	220.48					3,200.00	4,998.00	1,798.00
079	JCD	964.22	1,383.76							964.22	1,383.76	419.54
081	CMI	881.34	1,273.69							881.34	1,273.69	392.35
082	JUDICIAL-Dist/JP	9,883.75	10,165.57							9,883.75	10,165.57	281.82
083	JUDICIAL-CCL's	2,800.76	2,943.30							2,800.76	2,943.30	142.54
084	JDF	87,747.70	84,753.50							87,747.70	84,753.50	(2,994.20)
085	TXPC	0.00	0.00							0.00	0.00	0.00
088	CHILD TRUST	1,249.50	1,578.00							1,249.50	1,578.00	328.50
092	CCP ASSIST	0.00	0.00							0.00	0.00	0.00
094	EFTPS	0.00	0.00							0.00	0.00	0.00
095	PAYROLL	2,693.66	2,758.48							2,693.66	2,758.48	64.82
096	C@L EXCESS	1,187.52	1,051.22							1,187.52	1,051.22	(136.30)
097	LEOSE/Sheriff	464.92	10,532.06	3,000.30	3,002.97					3,465.22	13,535.03	10,069.81
098	CRSFF	2,903.50	3,215.50							2,903.50	3,215.50	312.00
099	98IS	265,868.55	97,090.03			250.14	200,250.31			266,118.69	297,340.34	31,221.65
101	98 TAX IS	(1,081.74)	434.53			72.18	72.24			(1,009.56)	506.77	1,516.33
102	Const 1 LEOSE	1,607.51	2,318.44							1,607.51	2,318.44	710.93
103	Const 2 LEOSE	431.50	1,139.05							431.50	1,139.05	707.55
104	Const 3 LEOSE	2,469.33	3,338.57							2,469.33	3,338.57	869.24
105	Const 4 LEOSE	2,438.87	2,745.61							2,438.87	2,745.61	306.74
106	Justice Courts	5,276.84	5,904.29	30,436.00	30,463.12					35,712.84	36,367.41	654.57
109	TCOM	5,576.49	6,032.33							5,576.49	6,032.33	455.84
110	JDPF	5,297.54	5,495.56							5,297.54	5,495.56	198.02
111	CJ EXCESS	2,391.84	2,131.38							2,391.84	2,131.38	(260.46)
112	DNA	0.00	50.00							0.00	50.00	50.00
201	Loanstar Libr	11,349.40	9,178.84							11,349.40	9,178.84	(2,170.56)
202	Trollinger Fund	200,747.00	201,324.19							200,747.00	201,324.19	577.19
203	Lib Expansion	505.03	506.48							505.03	506.48	1.45
301	Landscape	614.27	616.04							614.27	616.04	1.77
401	Sheriff	2,219.58	2,822.07							2,219.58	2,822.07	602.49

887

76 PG.

VOL.

4

DEPOSIT REPORT PAGE 3 OF 3

#	FUND	Feb-03 BANK DEPOSITS	Mar-03 BANK DEPOSITS	Feb-03 MBIA	Mar-03 MBIA	Feb-03 FM	Mar-03 FM	Feb-03 SECURITIES	Mar-03 SECURITIES	Feb-03 TOTAL	Mar-03 TOTAL	Difference
500	State Aid/Regional	19,325.41	18,804.78							19,325.41	18,804.78	(520.63)
501	Sal Adj-Reg	241.93	1,188.38							241.93	1,188.38	946.45
502	Com Cor/Reg State	16,469.37	18,895.95							16,469.37	18,895.95	2,426.58
503	Com Cor/Reg	45,627.60	45,114.14							45,627.60	45,114.14	(513.46)
504	IV-E Prog Reg	62,083.34	62,132.63							62,083.34	62,132.63	49.29
505	Res Reg	10,811.54	9,492.04							10,811.54	9,492.04	(1,319.50)
580	AYUDAR Donations	7,750.43	8,246.18							7,750.43	8,246.18	495.75
581	Challenge Grant	2,199.08	(10.00)							2,199.08	(10.00)	(2,209.08)
582	TYC	134,197.52	111,155.86							134,197.52	111,155.86	(23,041.66)
583	IV-E Program	463,157.30	467,741.85							463,157.30	467,741.85	4,584.55
584	Post Adj	34,039.59	34,066.61							34,039.59	34,066.61	27.02
585	AYUDAR-Sub	14,380.23	22,262.58							14,380.23	22,262.58	7,882.35
586	State Aid	2,900.18	44,932.09							2,900.18	44,932.09	42,031.91
587	Comm Corr	83,650.56	74,388.12							83,650.56	74,388.12	(9,262.44)
588	Sal Adj	8,576.12	2,398.75							8,576.12	2,398.75	(6,177.37)
589	Fam Preserv	20,737.57	27,093.53							20,737.57	27,093.53	6,355.96
590	Post Adj State	65,132.51	52,736.14							65,132.51	52,736.14	(12,396.37)
TOTAL		7,412,223.52	5,433,849.76	4,441,920.07	5,293,923.68	3,333,569.70	4,327,521.86	996,982.76	996,982.76	16,184,696.05	16,052,278.06	(132,417.99)
										16,184,696.05	16,052,278.06	(132,417.99)

888

76 PG.

VOL.

57

Texas State Bank

- 1) Collateral Statement
- 2) Treasurer Daily Balance

Texas State Bank
San Angelo
TX

Pledged Securities Listing
March 31, 2003

113 W. Beauregard
fax 659-6440
03

6

		Safekeeping												
ID	Rcpt	Location	Cusip	Par	Description	Cpn	Maturity	Moody	S&P	F115	Book	Market	Gain/(Loss)	
5403-Tom Green County														
122	xxx	T.I.B.	313588DU6	2,000,000.00	FNMA DISCOUNT NOTE	0.00	4/1/03	x	x	AFS	1,999,928.78	1,999,927.22	-1.56	
115	xxx	T.I.B.	31359MEX7	2,000,000.00	FNMA NON-CALLABLE	6.50	8/15/04	Aaa	NR	AFS	2,058,984.12	2,137,817.86	78,833.74	
118	xxx	T.I.B.	312925KC3	2,000,000.00	FHLMC (1X CALL 5/03)	4.38	5/9/05	x	x	AFS	1,997,488.45	2,005,148.80	7,660.35	
125	xxx	T.I.B.	3136F2T81	2,000,000.00	FNMA (1X CALL 2/04)	2.38	8/10/05	x	x	AFS	1,999,378.28	2,010,208.50	10,830.22	
124	xxx	T.I.B.	3128X0UP2	2,000,000.00	FHLMC (1X CALL 1/04)	2.70	1/13/06	x	x	AFS	2,000,512.74	1,999,955.70	-557.04	
103	xxx	T.I.B.	3136F0PM8	2,000,000.00	FNMA-(1 X CALL 7/03)	7.00	7/2/07	x	x	AFS	2,010,177.35	2,025,722.96	15,545.61	
8	xxx	T.I.B.	313610E29	31,973.55	FN COFI# 46053	3.68	3/1/17	NR	NR	AFS	32,569.60	32,213.35	-356.25	
13	xxx	T.I.B.	31362DPZ5	24,414.12	FN COFI# 58040	5.20	8/1/17	NR	NR	AFS	24,414.12	24,841.37	427.25	
53	xxx	T.I.B.	31371HVM7	720,624.80	FN# 252720	7.50	8/1/29	NR	NR	AFS	717,630.96	767,951.83	50,320.87	
98	xxx	T.I.B.	36225CPL4	767,493.12	G2# 80426	4.50	7/20/30	NR	NR	AFS	776,233.94	781,168.36	4,934.42	
											13,617,318.34	13,784,955.95	167,637.61	
				13,544,505.59							Total Deposit Balances	0.00		
												Over/Under	13,784,955.95	

76 PG. 890
VOL.

DAILY BALANCE						
BANK CODE						
BANK ACCT						
DATE	DAILY DEPOSITS	DAILY EXPENDITURES	All Funds	Total From Funds	GENO 490202 General (01)	GENO 490202 F/M1&3(05)
BAI Fwd	\$0.00	\$0.00	\$16,184,696.05	\$16,184,696.05	\$4,243,911.74	\$280,670.00
BAI Fwd	\$0.00	\$0.00	\$16,184,696.05	\$16,184,696.05	\$4,243,911.74	\$280,670.00
03-Mar-03	\$19,202.69	(\$1,546.60)	\$16,205,445.34	\$16,205,445.34	\$4,261,679.86	\$280,925.78
04-Mar-03	\$20,783.23	\$0.00	\$16,226,228.57	\$16,226,228.57	\$4,269,209.62	\$280,925.78
05-Mar-03	\$132,799.81	(\$3,501.83)	\$16,362,530.21	\$16,362,530.21	\$4,269,584.22	\$280,925.78
06-Mar-03	\$360,963.48	\$1,670.36	\$16,721,823.33	\$16,721,823.33	\$4,427,731.93	\$355,396.00
07-Mar-03	\$143,663.23	\$0.00	\$16,865,486.56	\$16,865,486.56	\$4,460,840.87	\$356,030.20
10-Mar-03	\$319,330.91	\$422,059.80	\$16,762,757.67	\$16,762,757.67	\$4,207,107.06	\$353,944.66
11-Mar-03	\$211,393.29	\$0.00	\$16,974,150.96	\$16,974,150.96	\$4,222,207.25	\$353,944.66
12-Mar-03	\$144,630.33	\$0.00	\$17,118,781.29	\$17,118,781.29	\$4,244,701.25	\$411,735.92
13-Mar-03	\$9,828.56	\$0.00	\$17,128,609.85	\$17,128,609.85	\$4,247,728.63	\$412,096.53
14-Mar-03	\$18,849.27	\$939,612.84	\$16,207,846.28	\$16,207,846.28	\$3,653,464.68	\$393,292.31
17-Mar-03	\$365,312.96	(\$764.86)	\$16,573,924.10	\$16,573,924.10	\$4,035,121.96	\$393,337.31
18-Mar-03	\$27,659.88	\$0.00	\$16,601,583.98	\$16,601,583.98	\$4,041,040.58	\$393,007.31
19-Mar-03	\$153,768.72	\$227.30	\$16,755,125.40	\$16,755,125.40	\$4,075,183.14	\$442,771.11
20-Mar-03	\$97,498.15	\$45,330.65	\$16,807,292.90	\$16,807,292.90	\$4,150,593.07	\$442,771.11
21-Mar-03	\$13,329.27	\$209,263.44	\$16,611,358.73	\$16,611,358.73	\$3,979,626.95	\$435,718.41
24-Mar-03	\$72,848.98	\$2,279.46	\$16,681,928.25	\$16,681,928.25	\$4,029,712.78	\$435,718.41
25-Mar-03	\$160,632.14	(\$4,048.32)	\$16,846,608.71	\$16,846,608.71	\$4,180,541.19	\$436,240.06
26-Mar-03	\$4,628.14	\$0.00	\$16,851,236.85	\$16,851,236.85	\$3,033,468.84	\$236,240.06
27-Mar-03	\$17,311.44	\$2,180.39	\$16,866,367.90	\$16,866,367.90	\$3,050,513.47	\$236,240.06
28-Mar-03	\$65,531.11	\$844,293.01	\$16,087,606.00	\$16,087,606.00	\$2,484,312.38	\$214,918.30
31-Mar-03	\$155,982.23	\$191,310.17	\$16,052,278.06	\$16,052,278.06	\$2,421,017.30	\$215,554.96

GENO	CAFE	(FM/MBIA) GENO	ZP	GENO	(FM) GENO	GENO
490202	490628	490202	424846	490202	490202	490202
F/M2&4(06)	Cafeteria (09)	CLL (10)	ZP-CAFE (11)	JCTF(12)	Hughes (14)	Libr Donations (15)
\$302,068.60	\$5,298.10	\$7,288.73	\$2,500.00	\$22,479.51	\$48,491.88	\$1,396.28
\$302,068.60	\$5,298.10	\$7,288.73	\$2,500.00	\$22,479.51	\$48,491.88	\$1,396.28
\$302,324.37	\$5,298.10	\$7,288.73	\$2,500.00	\$22,479.51	\$48,491.88	\$1,396.28
\$302,324.37	\$5,298.10	\$7,288.73	\$2,500.00	\$22,479.51	\$48,491.88	\$1,396.28
\$302,324.37	\$5,298.10	\$7,288.73	\$2,500.00	\$22,479.51	\$48,491.88	\$1,396.28
\$376,978.60	\$3,423.31	\$8,478.73	\$2,500.00	\$22,594.52	\$48,491.88	\$1,426.28
\$377,655.30	\$3,423.31	\$8,665.03	\$2,500.00	\$22,755.33	\$48,631.30	\$1,430.04
\$376,393.78	\$1,900.28	\$8,226.30	\$2,500.00	\$22,965.24	\$48,631.30	\$1,430.04
\$376,393.78	\$1,900.28	\$9,031.30	\$2,500.00	\$22,977.24	\$48,631.30	\$1,525.04
\$434,185.03	\$1,900.28	\$9,731.30	\$2,500.00	\$23,068.35	\$48,631.30	\$1,525.04
\$434,215.64	\$5,446.67	\$9,731.30	\$2,500.00	\$23,202.60	\$48,631.30	\$1,525.04
\$415,335.85	\$5,446.67	\$9,076.22	\$2,500.00	\$23,500.64	\$47,156.30	\$1,480.49
\$415,335.85	\$5,446.67	\$9,286.22	\$2,500.00	\$23,586.78	\$47,156.30	\$1,480.49
\$415,335.85	\$5,446.67	\$9,651.22	\$2,500.00	\$23,666.23	\$47,156.30	\$1,480.49
\$465,099.66	\$5,446.67	\$10,071.22	\$2,500.00	\$23,995.21	\$47,156.30	\$1,480.49
\$465,099.66	\$5,271.17	\$10,071.22	\$2,500.00	\$24,114.84	\$47,156.30	\$1,480.49
\$455,794.51	\$5,271.17	\$10,026.22	\$2,500.00	\$24,114.84	\$47,156.30	\$1,496.48
\$456,009.51	\$2,991.71	\$10,866.22	\$2,500.00	\$24,320.91	\$47,156.30	\$1,831.73
\$456,531.16	\$2,991.71	\$11,671.22	\$2,500.00	\$24,560.85	\$47,156.30	\$1,856.73
\$256,531.16	\$2,991.71	\$11,671.22	\$2,500.00	\$24,568.85	\$22,156.30	\$1,856.73
\$256,531.16	\$811.32	\$11,671.22	\$2,500.00	\$24,584.85	\$22,156.30	\$1,856.73
\$236,145.65	\$811.32	\$11,694.86	\$2,500.00	\$24,584.85	\$22,156.30	\$1,856.73
\$245,911.40	\$4,340.01	\$8,590.36	\$2,500.00	\$25,272.38	\$22,156.30	\$1,856.73

VOL. 76 PG. 892

GENO	GENO	GENO	GENO	GENO	(FM) GENO	GENO
490202	490202	490202	490202	490202	490202	490202
DCRM (17)	CCSEC (18)	CCRM (19)	Lib. Misc. (20)	CIP (21)	Bates Fund (22)	GLP (25)
\$5,014.95	\$13,129.24	\$10,578.10	\$3,775.36	\$2,575.17	\$9,348.09	\$108.99
\$5,014.95	\$13,129.24	\$10,578.10	\$3,775.36	\$2,575.17	\$9,348.09	\$108.99
\$5,014.95	\$13,129.24	\$10,578.10	\$3,775.36	\$2,575.17	\$9,348.09	\$108.99
\$5,014.95	\$13,223.24	\$10,578.10	\$3,775.36	\$2,575.17	\$9,348.09	\$108.99
\$5,014.95	\$13,223.24	\$10,578.10	\$3,775.36	\$2,575.17	\$9,348.09	\$108.99
\$5,259.95	\$13,648.43	\$10,634.09	\$4,479.79	\$2,575.17	\$9,348.09	\$108.99
\$5,272.47	\$13,986.78	\$10,962.73	\$4,609.18	\$2,593.99	\$9,375.28	\$109.30
\$5,272.47	\$14,006.16	\$11,126.71	\$4,550.23	\$2,593.99	\$9,375.28	\$109.30
\$5,272.47	\$14,410.55	\$11,664.07	\$4,994.78	\$2,593.99	\$9,375.28	\$109.30
\$5,422.47	\$14,787.80	\$11,747.97	\$4,994.78	\$3,388.99	\$9,375.28	\$109.30
\$5,422.47	\$14,897.51	\$11,747.97	\$4,994.78	\$3,388.99	\$9,375.28	\$109.30
\$5,422.47	\$15,157.83	\$11,879.28	\$3,899.31	\$3,388.99	\$9,375.28	\$109.30
\$5,422.47	\$15,356.65	\$11,995.60	\$3,899.31	\$3,388.99	\$9,375.28	\$109.30
\$5,422.47	\$15,549.52	\$12,141.56	\$3,899.31	\$3,388.99	\$9,375.28	\$109.30
\$5,422.47	\$16,112.49	\$12,367.62	\$3,899.31	\$3,388.99	\$9,375.28	\$109.30
\$5,422.47	\$16,212.47	\$12,367.62	\$3,899.31	\$3,388.99	\$9,375.28	\$109.30
\$5,422.47	\$16,297.29	\$12,419.96	\$4,703.74	\$3,388.99	\$9,375.28	\$109.30
\$6,143.35	\$16,966.66	\$12,546.46	\$5,052.30	\$3,388.99	\$9,375.28	\$109.30
\$6,348.35	\$17,298.61	\$12,546.46	\$5,256.09	\$3,388.99	\$9,375.28	\$109.30
\$6,348.35	\$17,304.61	\$12,546.46	\$5,256.09	\$3,388.99	\$9,375.28	\$109.30
\$6,348.35	\$17,316.61	\$12,546.46	\$5,256.09	\$3,388.99	\$9,375.28	\$109.30
\$6,348.35	\$18,327.88	\$13,456.44	\$5,713.23	\$3,388.99	\$9,375.28	\$109.30
\$6,348.35	\$14,709.97	\$13,615.98	\$5,577.02	\$3,344.43	\$9,375.28	\$109.30

TCDP	GENO 490202	GENO 490202	GENO 490202	94IS 426687	GENO 490202	GENO 490202
TCDP (027)	CO. Clk. Pres. (30)	UNINS. MTRST (31)	Wastewater (38)	94 CERT.I&S (39)	County Atty (45)	JURY (47)
\$0.00	\$9,758.88	\$31.86	\$1,153.82	\$21,989.03	\$23,965.33	\$42.00
\$0.00	\$9,758.88	\$31.86	\$1,153.82	\$21,989.03	\$23,965.33	\$42.00
\$0.00	\$9,758.88	\$31.86	\$1,153.82	\$21,803.72	\$23,965.33	\$42.00
\$0.00	\$10,223.88	\$31.86	\$1,153.82	\$21,803.72	\$25,835.70	\$42.00
\$0.00	\$10,223.88	\$31.86	\$1,153.82	\$21,803.72	\$25,835.70	\$42.00
\$0.00	\$10,823.88	\$31.86	\$1,303.82	\$25,812.34	\$25,861.45	\$42.00
\$0.00	\$11,665.39	\$31.95	\$1,303.82	\$25,870.95	\$25,927.74	\$42.00
\$0.00	\$11,940.39	\$31.95	\$1,043.82	\$25,870.95	\$25,676.78	\$42.00
\$0.00	\$13,250.39	\$31.95	\$1,043.82	\$25,870.95	\$25,676.78	\$42.00
\$0.00	\$13,965.39	\$31.95	\$1,043.82	\$25,870.95	\$25,676.78	\$42.00
\$0.00	\$13,965.39	\$31.95	\$1,043.82	\$25,870.95	\$25,676.78	\$42.00
\$0.00	\$6,189.89	\$31.95	\$1,043.82	\$25,870.95	\$22,445.04	\$42.00
\$0.00	\$6,584.89	\$31.95	\$1,043.82	\$25,870.95	\$25,808.41	\$42.00
\$0.00	\$7,004.89	\$31.95	\$1,043.82	\$25,870.95	\$25,808.41	\$42.00
\$0.00	\$8,214.89	\$31.95	\$1,043.82	\$25,870.95	\$28,294.32	\$42.00
\$0.00	\$8,214.89	\$31.95	\$1,043.82	\$26,886.24	\$28,294.32	\$42.00
\$0.00	\$8,559.89	\$31.95	\$1,043.82	\$26,886.24	\$27,979.78	\$42.00
\$0.00	\$9,389.89	\$31.95	\$1,043.82	\$26,886.24	\$30,981.94	\$42.00
\$0.00	\$9,389.89	\$31.95	\$1,043.82	\$26,886.24	\$30,981.94	\$42.00
\$0.00	\$9,389.89	\$31.95	\$1,043.82	\$10,886.24	\$30,981.94	\$42.00
\$0.00	\$9,389.89	\$31.95	\$1,043.82	\$10,886.24	\$30,981.94	\$42.00
\$0.00	\$11,524.89	\$31.95	\$1,043.82	\$10,886.24	\$30,501.72	\$42.00
\$24,700.00	\$11,724.89	\$31.95	\$1,043.82	\$10,886.24	\$27,721.46	\$42.00

==

76 PG. 894
VOL.

GENO 490202 Elections (48)	GENO 490202 JE/CO. Judge (49)	GENO 490202 51st DA CPFA (50)	GENO 490202 LAT RDS (51)	51ST 425060 51ST DA SPEC (52)	95CONSTR 416312 95 CONST (53)	95 I&S 426687 95 I&S (54)
\$13,754.73	\$1,086.88	\$10,692.10	\$32,935.79	\$11,867.42	\$349,529.08	(\$20,045.94)
\$13,754.73	\$1,086.88	\$10,692.10	\$32,935.79	\$11,867.42	\$349,529.08	(\$20,045.94)
\$13,754.73	\$1,086.88	\$10,692.10	\$32,935.79	\$11,867.42	\$349,529.08	(\$19,860.63)
\$13,754.73	\$1,086.88	\$10,767.10	\$32,935.79	\$11,867.42	\$349,529.08	(\$19,860.63)
\$13,754.73	\$1,086.88	\$10,767.10	\$32,935.79	\$11,867.42	\$349,529.08	(\$19,860.63)
\$13,754.73	\$1,086.88	\$10,767.10	\$32,935.79	\$11,867.42	\$350,564.41	(\$17,196.02)
\$13,794.24	\$1,094.68	\$10,797.52	\$33,030.49	\$11,901.35	\$350,564.41	(\$17,194.50)
\$15,271.87	\$1,109.68	\$10,797.52	\$33,030.49	\$11,901.35	\$350,311.42	(\$17,194.50)
\$15,271.87	\$1,149.68	\$10,797.52	\$33,030.49	\$11,901.35	\$350,311.42	(\$17,194.50)
\$15,271.87	\$1,154.68	\$10,797.52	\$33,030.49	\$11,901.35	\$350,311.42	(\$17,194.50)
\$15,271.87	\$1,154.68	\$11,131.47	\$33,030.49	\$11,901.35	\$350,311.42	(\$17,194.50)
\$14,935.87	\$1,019.68	\$10,936.90	\$33,030.49	\$11,901.35	\$290,223.52	(\$17,194.50)
\$14,935.87	\$1,034.68	\$10,936.90	\$33,030.49	\$11,901.35	\$265,025.52	(\$17,194.50)
\$14,935.87	\$1,064.68	\$11,266.90	\$33,030.49	\$11,901.35	\$265,025.52	(\$17,194.50)
\$23,435.87	\$1,079.68	\$11,266.90	\$33,030.49	\$11,901.35	\$265,025.52	(\$17,194.50)
\$23,435.87	\$1,079.68	\$11,266.90	\$33,030.49	\$11,901.35	\$264,076.04	(\$15,467.80)
\$23,212.75	\$1,089.68	\$10,880.90	\$33,030.49	\$11,901.35	\$264,076.04	(\$15,467.80)
\$25,530.75	\$1,109.68	\$10,880.90	\$33,030.49	\$12,803.29	\$264,076.04	(\$15,467.80)
\$25,530.75	\$1,109.68	\$10,880.90	\$33,030.49	\$12,803.29	\$264,076.04	(\$15,467.80)
\$25,530.75	\$1,109.68	\$10,880.90	\$33,030.49	\$12,803.29	\$264,076.04	(\$15,467.80)
\$25,530.75	\$1,109.68	\$10,880.90	\$33,030.49	\$12,803.29	\$264,076.04	(\$15,467.80)
\$25,078.48	\$1,149.68	\$10,880.90	\$33,030.49	\$12,803.29	\$264,076.04	(\$15,467.80)
\$25,078.48	\$1,144.68	\$11,066.90	\$33,030.49	\$11,716.71	\$235,274.21	(\$15,467.80)

12

GENO 490202 119th DA CPFA (55)	DPS 407860 119th DA/DPS (57)	119 424994 119TH DA/SPEC (58)	GENO 490202 PARKS(59)	GENO 490202 CVCA (60)	GENO 490202 OJP(061)	CSCD TRAG-CSCD 490210 CHAP(62)
\$5,926.63	\$2,969.53	\$12,745.72	\$50.64	\$29,474.22	\$414.14	\$12,720.41
\$5,926.63	\$2,969.53	\$12,745.72	\$50.64	\$29,474.22	\$414.14	\$12,720.41
\$5,926.63	\$2,969.53	\$12,745.72	\$50.64	\$29,474.22	\$414.14	\$12,720.41
\$6,076.63	\$2,969.53	\$12,745.72	\$50.64	\$29,474.22	\$414.14	\$12,720.41
\$6,076.63	\$2,969.53	\$12,745.72	\$50.64	\$29,474.22	\$414.14	\$13,612.41
\$6,076.63	\$2,969.53	\$12,745.72	\$50.64	\$30,040.89	\$414.14	\$13,543.87
\$6,093.36	\$2,978.08	\$12,782.18	\$50.79	\$30,997.72	\$415.33	\$13,543.87
\$6,061.75	\$2,978.08	\$12,782.18	\$50.79	\$32,073.45	\$415.33	\$13,397.42
\$6,061.75	\$2,978.08	\$12,782.18	\$50.79	\$32,837.67	\$415.33	\$25,897.42
\$6,061.75	\$2,978.08	\$12,782.18	\$50.79	\$33,377.67	\$415.33	\$25,897.42
\$6,342.42	\$2,978.08	\$12,782.18	\$50.79	\$33,926.17	\$415.33	\$25,897.42
\$6,147.85	\$2,978.08	\$12,782.18	\$50.79	\$35,304.94	\$415.33	\$17,055.42
\$6,147.85	\$2,978.08	\$12,782.18	\$50.79	\$35,904.69	\$415.33	\$17,055.42
\$6,147.85	\$2,978.08	\$12,782.18	\$50.79	\$36,394.97	\$415.33	\$17,055.42
\$6,147.85	\$2,978.08	\$12,782.18	\$50.79	\$37,987.55	\$415.33	\$17,055.42
\$6,147.85	\$2,978.08	\$12,729.71	\$50.79	\$38,487.36	\$415.33	\$16,416.42
\$5,740.79	\$2,978.08	\$12,729.71	\$50.79	\$38,566.77	\$415.33	\$16,416.42
\$5,740.79	\$2,978.08	\$13,631.65	\$50.79	\$40,757.04	\$415.33	\$16,416.42
\$5,740.79	\$2,978.08	\$13,631.65	\$50.79	\$41,716.78	\$415.33	\$16,416.42
\$5,740.79	\$2,978.08	\$13,631.65	\$50.79	\$21,746.78	\$415.33	\$16,416.42
\$5,740.79	\$2,978.08	\$13,631.65	\$50.79	\$21,806.78	\$415.33	\$16,416.42
\$5,740.79	\$2,978.08	\$13,631.65	\$50.79	\$25,373.23	\$415.33	\$5,188.95
\$5,740.79	\$2,971.19	\$12,543.03	\$50.79	\$26,142.04	(\$704.04)	\$5,188.95

13

TRAG-CSCD 490210 TAIP/CSC GRANT (63)	TRAG-CSCD 490210 DTP (64)	TRAG-CSCD 490210 DAP (65)	TRAG-CSCD 490210 CRTC (66)	TRAG-CSCD 490210 CCP (67)	GENO 490202 Arrest Fees (68)	GENO 490202 Justice Ed (70)
\$38,244.65	\$8,339.04	\$109,505.96	\$80,387.20	\$5,148.68	\$3,825.75	\$3,198.30
\$38,244.65	\$8,339.04	\$109,505.96	\$80,387.20	\$5,148.68	\$3,825.75	\$3,198.30
\$38,244.65	\$8,339.04	\$109,505.96	\$81,090.92	\$5,148.68	\$3,825.75	\$3,198.30
\$38,244.65	\$8,339.04	\$109,505.96	\$81,525.52	\$5,148.68	\$3,825.75	\$3,198.30
\$43,047.99	\$8,339.04	\$235,209.72	\$81,845.32	\$5,148.68	\$3,825.75	\$3,198.30
\$43,047.99	\$8,339.04	\$234,468.22	\$81,359.00	\$5,071.21	\$3,936.49	\$3,267.47
\$43,047.99	\$8,339.04	\$235,865.05	\$81,635.45	\$5,071.21	\$4,027.92	\$3,356.16
\$33,801.99	\$8,291.30	\$476,806.76	\$79,323.50	\$4,966.49	\$4,027.92	\$3,480.30
\$56,448.32	\$14,226.63	\$476,806.76	\$187,706.14	\$34,528.16	\$4,043.38	\$3,528.51
\$56,448.32	\$14,226.63	\$476,806.76	\$187,889.99	\$34,528.16	\$4,137.46	\$3,589.59
\$56,448.32	\$14,226.63	\$476,806.76	\$188,158.19	\$34,528.16	\$4,215.22	\$3,662.74
\$46,254.69	\$11,902.65	\$400,638.36	\$140,977.35	\$23,050.57	\$4,411.27	\$3,832.38
\$46,254.69	\$11,902.65	\$400,638.36	\$141,825.33	\$23,050.57	\$4,491.50	\$3,900.52
\$46,254.69	\$11,902.65	\$400,638.36	\$142,250.88	\$23,050.57	\$4,535.77	\$3,953.11
\$46,254.69	\$11,902.65	\$400,638.36	\$142,250.88	\$23,050.57	\$4,794.98	\$4,142.98
\$46,254.69	\$11,902.65	\$396,611.52	\$137,436.02	\$23,050.57	\$4,866.42	\$4,209.62
\$46,254.69	\$11,902.65	\$396,611.52	\$138,265.02	\$23,050.57	\$4,866.42	\$4,213.35
\$46,254.69	\$11,902.65	\$396,611.52	\$139,290.42	\$23,050.57	\$5,012.73	\$4,380.97
\$46,254.69	\$11,902.65	\$396,644.11	\$139,730.72	\$23,050.57	\$5,245.09	\$4,506.92
\$46,254.69	\$11,902.65	\$396,644.11	\$139,970.47	\$23,050.57	\$5,250.09	\$4,510.92
\$46,254.69	\$11,902.65	\$396,644.11	\$140,033.22	\$23,050.57	\$5,255.09	\$4,518.92
\$44,089.63	\$8,948.55	\$313,691.25	\$92,732.41	\$9,381.40	\$5,563.74	\$4,876.68
\$44,089.63	\$8,908.31	\$309,940.99	\$87,724.35	\$9,219.84	\$5,875.49	\$4,978.63

14

GENO 490202	GENO 490202	GENO 490202	GENO 490202	GENO 490202	GENO 490202	GENO 490202
MUNICIPAL FEES (71)	CONSOL. CRT COST (72)	GRAFFITI (73)	TIME PAYMENTS (74)	V.S.C.O. (75)	EMPL ENRICH (76)	FUGITIVE (77)
\$11,782.43	\$35,091.03	\$381.44	\$3,432.07	\$3,276.61	\$11,009.69	\$8,154.98
\$11,782.43	\$35,091.03	\$381.44	\$3,432.07	\$3,276.61	\$11,009.69	\$8,154.98
\$11,901.63	\$35,091.03	\$381.44	\$3,432.07	\$3,475.69	\$11,009.69	\$8,154.98
\$11,953.83	\$35,091.03	\$381.44	\$3,432.07	\$3,475.69	\$11,009.69	\$8,154.98
\$11,953.83	\$35,091.03	\$381.44	\$3,432.07	\$3,475.69	\$11,009.69	\$8,154.98
\$13,839.69	\$35,733.93	\$381.44	\$3,568.21	\$3,475.69	\$11,009.69	\$8,328.53
\$14,343.42	\$36,810.28	\$382.54	\$3,926.90	\$3,484.90	\$11,040.55	\$8,549.27
\$9,392.22	\$38,031.67	\$483.43	\$3,926.90	\$3,484.90	\$11,040.55	\$8,863.31
\$10,835.30	\$38,904.58	\$483.43	\$4,076.69	\$3,514.90	\$11,594.25	\$8,983.87
\$12,226.75	\$39,517.93	\$483.43	\$4,237.72	\$3,514.90	\$11,594.25	\$9,137.56
\$12,226.75	\$40,139.57	\$483.43	\$4,345.16	\$3,514.90	\$11,594.25	\$9,320.41
\$2,129.00	\$41,703.88	\$483.43	\$4,930.33	\$3,454.50	\$11,203.93	\$9,747.44
\$4,804.59	\$42,383.32	\$483.43	\$5,040.64	\$3,454.50	\$10,824.05	\$9,917.14
\$5,355.98	\$42,940.54	\$483.43	\$5,155.47	\$3,454.50	\$10,824.05	\$10,048.57
\$6,456.43	\$44,748.36	\$483.43	\$5,539.20	\$3,454.50	\$10,824.05	\$10,523.66
\$6,456.43	\$45,314.80	\$483.43	\$5,802.50	\$3,454.50	\$10,824.05	\$10,690.27
\$4,155.45	\$45,398.26	\$483.43	\$719.30	\$3,619.58	\$10,824.05	\$10,699.95
\$6,076.59	\$48,688.52	\$483.43	\$1,569.77	\$3,619.58	\$10,824.05	\$11,120.92
\$7,386.99	\$49,776.25	\$483.43	\$1,819.77	\$3,619.58	\$10,846.75	\$11,440.84
\$7,386.99	\$20,810.25	\$483.43	\$1,819.77	\$3,619.58	\$10,846.75	\$11,450.84
\$7,365.05	\$20,878.25	\$483.43	\$1,844.77	\$3,619.58	\$10,846.75	\$11,470.84
\$9,774.11	\$24,926.88	\$483.43	\$2,714.57	\$3,589.18	\$10,846.75	\$12,376.28
\$10,605.00	\$25,779.90	\$382.54	\$2,571.26	\$3,523.18	\$11,226.63	\$12,617.82

15.

GENO 490202	GENO 490202	GENO 490202	GENO 490202	GENO 490202	TRAG-JUV 428825	GENO 490202
Indigent(78)	JCD(79)	CMI(081)	JUDICIAL/Dist-JP(082)	JUDICIAL/Crt Law(083)	JDF(84)	Child Trust (88)
\$2,979.52	\$964.22	\$881.34	\$9,883.75	\$2,800.76	\$87,747.70	\$1,249.50
\$2,979.52	\$964.22	\$881.34	\$9,883.75	\$2,800.76	\$87,747.70	\$1,249.50
\$2,979.52	\$964.22	\$881.34	\$9,883.75	\$2,800.76	\$87,747.70	\$1,249.50
\$2,979.52	\$964.22	\$881.34	\$9,883.75	\$2,800.76	\$87,747.70	\$1,296.00
\$2,979.52	\$964.22	\$881.34	\$9,883.75	\$2,800.76	\$87,747.70	\$1,296.00
\$3,316.52	\$980.49	\$896.57	\$9,883.75	\$2,800.76	\$87,747.70	\$1,358.00
\$3,343.52	\$1,000.14	\$913.87	\$9,911.45	\$2,808.42	\$88,007.24	\$1,513.00
\$3,384.52	\$1,030.24	\$942.68	\$9,911.45	\$2,808.42	\$88,007.24	\$1,621.50
\$3,499.52	\$1,041.54	\$953.28	\$9,911.45	\$2,808.42	\$88,007.24	\$1,838.50
\$3,718.52	\$1,055.59	\$966.06	\$9,911.45	\$2,808.42	\$88,007.24	\$1,978.00
\$3,726.52	\$1,073.13	\$982.84	\$9,911.45	\$2,808.42	\$88,007.24	\$1,978.00
\$3,765.52	\$1,114.56	\$1,022.96	\$9,788.86	\$2,808.42	\$88,007.24	\$728.50
\$3,813.52	\$1,129.49	\$1,035.90	\$9,788.86	\$2,808.42	\$84,943.33	\$806.00
\$3,865.52	\$1,142.19	\$1,048.21	\$9,788.86	\$2,808.42	\$84,943.33	\$821.50
\$3,933.52	\$1,188.31	\$1,092.92	\$9,788.86	\$2,808.42	\$84,943.33	\$976.50
\$3,939.52	\$1,204.10	\$1,107.86	\$9,788.86	\$2,808.42	\$84,943.33	\$976.50
\$3,954.52	\$1,204.75	\$1,108.21	\$9,788.86	\$2,808.42	\$84,943.33	\$1,035.50
\$4,308.52	\$1,239.92	\$1,135.70	\$9,788.86	\$2,808.42	\$84,943.33	\$1,175.00
\$4,582.52	\$1,270.92	\$1,165.70	\$10,165.57	\$2,943.30	\$84,943.33	\$1,175.00
\$4,588.52	\$1,271.92	\$1,166.70	\$10,165.57	\$2,943.30	\$84,943.33	\$1,175.00
\$4,588.52	\$1,273.92	\$1,168.70	\$10,165.57	\$2,943.30	\$84,943.33	\$1,175.00
\$4,678.52	\$1,356.89	\$1,244.10	\$10,165.57	\$2,943.30	\$84,943.33	\$1,438.50
\$4,777.52	\$1,383.76	\$1,273.69	\$10,165.57	\$2,943.30	\$84,753.50	\$1,578.00

16

EFTPS 421448 EFTPS(94)	PAYL 490237 Payroll (95)	GENO 490202 C@L EXCESS(096)	GENO 490202 LEOSE/Sheriff(097)	GENO 490202 CRSFF(098)	98IS 426687 98IS(099)	98TANIS 426687 98 TAX IS (101)
\$0.00	\$2,693.66	\$1,187.52	\$464.92	\$2,903.50	\$265,868.55	(\$1,081.74)
\$0.00	\$2,693.66	\$1,187.52	\$464.92	\$2,903.50	\$265,868.55	(\$1,081.74)
\$0.00	\$4,141.28	\$1,187.52	\$464.92	\$2,903.50	\$265,868.55	(\$1,081.74)
\$0.00	\$4,141.28	\$1,187.52	\$10,530.72	\$2,903.50	\$265,868.55	(\$1,081.74)
\$0.00	\$4,141.28	\$1,187.52	\$10,530.72	\$2,903.50	\$265,868.55	(\$1,081.74)
\$0.00	\$4,141.28	\$1,187.52	\$10,530.72	\$2,972.50	\$284,798.40	(\$116.79)
\$0.00	\$4,141.28	\$1,191.22	\$10,532.06	\$3,034.00	\$285,510.74	(\$107.73)
\$0.00	\$4,141.28	\$1,191.22	\$10,532.06	\$3,085.50	\$285,510.74	(\$107.73)
\$0.00	\$4,141.28	\$1,191.22	\$10,532.06	\$3,085.50	\$285,510.74	(\$107.73)
\$0.00	\$4,141.28	\$1,191.22	\$10,532.06	\$3,095.50	\$285,510.74	(\$107.73)
\$0.00	\$4,141.28	\$1,121.22	\$10,532.06	\$3,095.50	\$285,510.74	(\$107.73)
\$0.00	\$4,141.28	\$1,121.22	\$10,532.06	\$3,095.50	\$285,510.74	(\$107.73)
\$0.00	\$5,357.23	\$1,121.22	\$10,532.06	\$3,095.50	\$285,510.74	(\$107.73)
\$0.00	\$5,357.23	\$1,121.22	\$10,532.06	\$3,147.00	\$285,510.74	(\$107.73)
\$0.00	\$5,357.23	\$1,121.22	\$10,532.06	\$3,147.00	\$297,090.03	\$434.53
\$0.00	\$5,357.23	\$1,121.22	\$10,532.06	\$3,147.00	\$297,090.03	\$434.53
\$0.00	\$5,357.23	\$1,121.22	\$10,532.06	\$3,147.00	\$297,090.03	\$434.53
\$0.00	\$5,357.23	\$1,121.22	\$10,532.06	\$3,147.00	\$297,090.03	\$434.53
\$0.00	\$5,357.23	\$1,121.22	\$10,532.06	\$3,147.00	\$97,090.03	\$434.53
\$0.00	\$5,357.23	\$1,121.22	\$10,532.06	\$3,147.00	\$97,090.03	\$434.53
\$0.00	\$3,323.78	\$1,051.22	\$10,532.06	\$3,258.50	\$97,090.03	\$434.53
\$0.00	\$2,758.48	\$1,051.22	\$10,532.06	\$3,215.50	\$97,090.03	\$434.53

17

76 PG. 900
VOL.

Geno 490202 Const 1 leose(102)	Geno 490202 Const 2 leose(103)	Geno 490202 Const 3 leose(104)	Geno 490202 Const 4 leose(105)	Geno 490202 Crt Trans Fee(106)	TRAG-CSCD 490210 TCOMI(109)	TRAG-JUV 428825 JDPF(110)
\$1,607.51	\$431.50	\$2,469.33	\$2,438.87	\$5,276.84	\$5,576.49	\$5,297.54
\$1,607.51	\$431.50	\$2,469.33	\$2,438.87	\$5,276.84	\$5,576.49	\$5,297.54
\$1,607.51	\$431.50	\$2,469.33	\$2,438.87	\$5,276.84	\$5,576.49	\$5,297.54
\$1,607.51	\$431.50	\$2,469.33	\$2,438.87	\$5,276.84	\$5,576.49	\$5,297.54
\$2,313.82	\$431.50	\$2,469.33	\$2,438.87	\$5,276.84	\$5,576.49	\$5,297.54
\$2,313.82	\$431.50	\$2,469.33	\$2,438.87	\$5,341.02	\$5,576.49	\$5,297.54
\$2,318.44	\$1,139.05	\$2,476.43	\$2,445.88	\$5,415.33	\$5,576.49	\$5,312.49
\$2,318.44	\$1,139.05	\$2,476.43	\$3,230.11	\$5,525.58	\$5,576.49	\$5,312.49
\$2,318.44	\$1,139.05	\$2,476.43	\$3,230.11	\$5,531.58	\$14,837.49	\$5,312.49
\$2,318.44	\$1,139.05	\$2,476.43	\$3,230.11	\$5,584.28	\$14,837.49	\$5,312.49
\$2,318.44	\$1,139.05	\$2,476.43	\$3,230.11	\$5,657.41	\$14,837.49	\$5,312.49
\$2,318.44	\$1,139.05	\$2,476.43	\$2,745.61	\$5,089.93	\$10,907.50	\$5,312.49
\$2,318.44	\$1,139.05	\$2,476.43	\$2,745.61	\$5,274.19	\$10,907.50	\$5,312.49
\$2,318.44	\$1,139.05	\$2,476.43	\$2,745.61	\$5,317.15	\$10,907.50	\$5,312.49
\$2,318.44	\$1,139.05	\$2,476.43	\$2,745.61	\$5,490.40	\$10,907.50	\$5,312.49
\$2,318.44	\$1,139.05	\$2,476.43	\$2,745.61	\$5,556.21	\$10,907.50	\$5,506.49
\$2,318.44	\$1,139.05	\$2,476.43	\$2,745.61	\$5,295.39	\$10,907.50	\$5,506.49
\$2,318.44	\$1,139.05	\$2,476.43	\$2,745.61	\$5,402.98	\$10,907.50	\$5,506.49
\$2,318.44	\$1,139.05	\$2,476.43	\$2,745.61	\$5,526.95	\$10,907.50	\$5,506.49
\$2,318.44	\$1,139.05	\$3,338.57	\$2,745.61	\$5,530.95	\$10,907.50	\$5,506.49
\$2,318.44	\$1,139.05	\$3,338.57	\$2,745.61	\$5,538.95	\$10,907.50	\$5,506.49
\$2,318.44	\$1,139.05	\$3,338.57	\$2,745.61	\$5,807.43	\$6,032.33	\$5,506.49
\$2,318.44	\$1,139.05	\$3,338.57	\$2,745.61	\$5,904.29	\$6,032.33	\$5,495.56

123

Geno 490202 Co Judge Excess (111)	Geno 490202 DNA (112)	Geno 490202 Loanstar Libr (201)	Geno 490202 Trollinger Fund (202)	Geno 490202 Library Epansion (203)	Geno 490202 Landscaping (301)	DA 428833 Sheriff Forfeiture (401)
\$2,391.84	\$0.00	\$11,349.40	\$200,747.00	\$505.03	\$614.27	\$2,219.58
\$2,391.84	\$0.00	\$11,349.40	\$200,747.00	\$505.03	\$614.27	\$2,219.58
\$2,391.84	\$0.00	\$11,349.40	\$200,747.00	\$505.03	\$614.27	\$2,219.58
\$2,391.84	\$0.00	\$11,349.40	\$200,747.00	\$505.03	\$614.27	\$2,219.58
\$2,391.84	\$0.00	\$11,349.40	\$200,747.00	\$505.03	\$614.27	\$2,219.58
\$2,391.84	\$0.00	\$11,349.40	\$200,747.00	\$505.03	\$614.27	\$2,219.58
\$2,399.78	\$0.00	\$11,368.26	\$201,324.19	\$506.48	\$616.04	\$2,225.75
\$2,356.38	\$0.00	\$11,368.26	\$201,324.19	\$506.48	\$616.04	\$2,225.75
\$2,356.38	\$0.00	\$11,368.26	\$201,324.19	\$506.48	\$616.04	\$2,225.75
\$2,356.38	\$0.00	\$11,368.26	\$201,324.19	\$506.48	\$616.04	\$2,225.75
\$2,356.38	\$0.00	\$11,368.26	\$201,324.19	\$506.48	\$616.04	\$2,225.75
\$2,131.38	\$0.00	\$11,326.26	\$201,324.19	\$506.48	\$616.04	\$2,225.75
\$2,131.38	\$0.00	\$11,326.26	\$201,324.19	\$506.48	\$616.04	\$2,225.75
\$2,131.38	\$0.00	\$11,326.26	\$201,324.19	\$506.48	\$616.04	\$2,225.75
\$2,131.38	\$0.00	\$11,326.26	\$201,324.19	\$506.48	\$616.04	\$2,225.75
\$2,131.38	\$0.00	\$11,326.26	\$201,324.19	\$506.48	\$616.04	\$2,225.75
\$2,131.38	\$0.00	\$9,178.84	\$201,324.19	\$506.48	\$616.04	\$2,225.75
\$2,131.38	\$50.00	\$9,178.84	\$201,324.19	\$506.48	\$616.04	\$2,827.04
\$2,131.38	\$50.00	\$9,178.84	\$201,324.19	\$506.48	\$616.04	\$2,827.04
\$2,131.38	\$50.00	\$9,178.84	\$201,324.19	\$506.48	\$616.04	\$2,827.04
\$2,131.38	\$50.00	\$9,178.84	\$201,324.19	\$506.48	\$616.04	\$2,827.04
\$2,131.38	\$50.00	\$9,178.84	\$201,324.19	\$506.48	\$616.04	\$2,827.04
\$2,131.38	\$50.00	\$9,178.84	\$201,324.19	\$506.48	\$616.04	\$2,827.04
\$2,131.38	\$50.00	\$9,178.84	\$201,324.19	\$506.48	\$616.04	\$2,822.07

19

VOL. 76 PG. 902

TJP-COKE 428825 (500)	TJP-COKE/Regional 428825 (501)	CCP Assistance 428825 (502)	CCP/Regional 428825 (503)	IV-E Prog. Regional 428825 (504)	Non Resident Regional 428825 (505)	AYUDAR Donations 428825 (580)
\$19,325.41	\$241.93	\$16,469.37	\$45,627.60	\$62,083.34	\$10,811.54	\$7,750.43
\$19,325.41	\$241.93	\$16,469.37	\$45,627.60	\$62,083.34	\$10,811.54	\$7,750.43
\$19,325.41	\$241.93	\$16,469.37	\$45,627.60	\$62,083.34	\$10,811.54	\$7,750.43
\$19,325.41	\$241.93	\$16,469.37	\$45,627.60	\$62,083.34	\$10,811.54	\$7,750.43
\$19,325.41	\$241.93	\$16,469.37	\$45,627.60	\$62,083.34	\$10,811.54	\$7,750.43
\$28,400.78	\$241.93	\$21,414.37	\$45,627.60	\$62,083.34	\$10,811.54	\$7,750.43
\$28,460.83	\$242.65	\$21,460.25	\$45,760.74	\$62,266.84	\$10,848.20	\$7,773.34
\$28,460.83	\$1,667.65	\$20,035.25	\$45,760.74	\$62,266.84	\$10,848.20	\$7,773.34
\$28,460.83	\$1,667.65	\$20,035.25	\$45,760.74	\$62,266.84	\$10,848.20	\$7,773.34
\$28,460.83	\$1,667.65	\$20,035.25	\$45,760.74	\$62,266.84	\$10,848.20	\$7,773.34
\$28,460.83	\$1,667.65	\$20,035.25	\$45,760.74	\$62,266.84	\$10,848.20	\$7,773.34
\$23,800.37	\$1,408.40	\$18,929.81	\$45,486.13	\$62,266.84	\$10,124.85	\$7,773.34
\$23,800.37	\$1,408.40	\$18,929.81	\$45,486.13	\$62,266.84	\$10,124.85	\$7,773.34
\$23,800.37	\$1,408.40	\$18,929.81	\$45,486.13	\$62,266.84	\$10,124.85	\$7,773.34
\$23,575.37	\$1,408.40	\$18,929.81	\$45,486.13	\$62,266.84	\$10,124.85	\$7,773.34
\$22,657.61	\$1,408.40	\$18,929.81	\$45,486.13	\$62,266.84	\$9,674.85	\$7,773.34
\$22,657.61	\$1,408.40	\$18,929.81	\$45,486.13	\$62,266.84	\$9,674.85	\$7,773.34
\$22,657.61	\$1,408.40	\$18,929.81	\$45,486.13	\$62,266.84	\$9,674.85	\$7,773.34
\$22,657.61	\$1,408.40	\$18,929.81	\$45,486.13	\$62,266.84	\$9,674.85	\$7,773.34
\$22,657.61	\$1,408.40	\$18,929.81	\$45,486.13	\$62,266.84	\$9,674.85	\$8,262.94
\$22,657.61	\$1,408.40	\$18,929.81	\$45,486.13	\$62,266.84	\$9,674.85	\$8,262.94
\$20,450.83	\$1,188.91	\$17,504.51	\$45,211.52	\$62,266.84	\$9,674.85	\$8,262.94
\$18,804.78	\$1,188.38	\$18,895.95	\$45,114.14	\$62,132.63	\$9,492.04	\$8,246.18

Challenge Grant 428825 (581)	TYC 428825 (582)	IV-E Program 428825 (583)	Post Adj 428825 (584)	AYUDAR 428825 (585)	State Aid 428825 (586)	Comm. Corrections 428825 (587)
\$2,199.08	\$134,197.52	\$463,157.30	\$34,039.59	\$14,380.23	\$2,900.18	\$83,650.56
\$2,199.08	\$134,197.52	\$463,157.30	\$34,039.59	\$14,380.23	\$2,900.18	\$83,650.56
\$2,199.08	\$134,197.52	\$463,157.30	\$34,039.59	\$14,380.23	\$2,900.18	\$83,650.56
\$2,199.08	\$134,197.52	\$463,157.30	\$34,039.59	\$14,380.23	\$2,900.18	\$83,650.56
\$2,199.08	\$134,197.52	\$463,157.30	\$34,039.59	\$14,380.23	\$2,900.18	\$83,650.56
\$2,199.08	\$134,197.52	\$463,157.30	\$34,039.59	\$14,380.23	\$2,900.18	\$83,650.56
\$2,212.75	\$134,598.26	\$464,526.28	\$34,140.20	\$22,919.31	\$33,728.94	\$103,722.99
\$2,212.75	\$112,434.26	\$464,526.28	\$34,140.20	\$22,919.31	\$32,576.44	\$103,722.99
\$2,212.75	\$112,434.26	\$464,526.28	\$34,140.20	\$22,919.31	\$32,576.44	\$103,722.99
\$2,212.75	\$112,434.26	\$464,526.28	\$34,140.20	\$22,919.31	\$32,576.44	\$103,722.99
\$2,212.75	\$112,434.26	\$464,526.28	\$34,140.20	\$22,919.31	\$32,576.44	\$103,722.99
(\$341.41)	\$112,119.20	\$464,526.28	\$34,140.20	\$18,256.83	\$19,882.38	\$94,105.94
\$0.00	\$112,119.20	\$464,526.28	\$34,140.20	\$18,256.83	\$19,882.38	\$93,764.53
\$0.00	\$112,119.20	\$464,526.28	\$34,140.20	\$18,256.83	\$21,897.38	\$108,538.53
\$0.00	\$112,119.20	\$464,526.28	\$34,140.20	\$18,256.83	\$21,897.38	\$124,215.73
\$0.00	\$112,059.96	\$468,743.12	\$34,140.20	\$18,058.83	\$21,845.93	\$92,077.13
\$0.00	\$112,059.96	\$468,743.12	\$34,140.20	\$18,058.83	\$21,845.93	\$92,077.13
\$0.00	\$112,059.96	\$468,743.12	\$34,140.20	\$18,058.83	\$21,845.93	\$92,077.13
\$0.00	\$112,059.96	\$468,743.12	\$34,140.20	\$18,058.83	\$21,845.93	\$97,322.95
\$0.00	\$112,059.96	\$468,743.12	\$34,140.20	\$18,058.83	\$21,845.93	\$97,322.95
\$0.00	\$112,059.96	\$468,743.12	\$34,140.20	\$18,058.83	\$21,845.93	\$97,322.95
\$0.00	\$111,748.96	\$468,743.12	\$34,140.20	\$13,820.60	\$14,325.53	\$96,134.22
(\$10.00)	\$111,155.86	\$467,741.85	\$34,066.61	\$22,262.58	\$44,932.09	\$74,388.12

76

TJP Salary Adj 428825 (588)	Family Preservation 428825 (589)	Post Adj Facility 428825 (590)	Securities	MBIA	Funds Management	Credit Card Clearing Acct
\$8,576.12	\$20,737.57	\$65,132.51	\$996,982.76	\$4,441,920.07	\$3,333,569.70	\$0.00
\$8,576.12	\$20,737.57	\$65,132.51	\$996,982.76	\$4,441,920.07	\$3,333,569.70	\$0.00
\$8,576.12	\$20,737.57	\$65,132.51	\$996,982.76	\$4,441,920.07	\$3,333,569.70	\$0.00
\$8,576.12	\$20,737.57	\$65,132.51	\$996,982.76	\$4,441,920.07	\$3,333,569.70	\$0.00
\$8,576.12	\$20,737.57	\$68,634.34	\$996,982.76	\$4,441,920.07	\$3,333,569.70	\$0.00
\$8,576.12	\$20,737.57	\$68,634.34	\$996,982.76	\$4,444,923.68	\$3,336,521.86	\$0.00
\$8,574.99	\$26,632.86	\$99,851.85	\$996,982.76	\$4,444,923.68	\$3,336,521.86	\$0.00
\$8,692.64	\$26,632.86	\$49,977.22	\$996,982.76	\$4,444,923.68	\$3,336,521.86	\$0.00
\$8,692.64	\$26,632.86	\$49,977.22	\$996,982.76	\$4,444,923.68	\$3,336,521.86	\$0.00
\$8,692.64	\$26,632.86	\$49,977.22	\$996,982.76	\$4,444,923.68	\$3,336,521.86	\$0.00
\$8,692.64	\$26,632.86	\$49,977.22	\$996,982.76	\$4,444,923.68	\$3,336,521.86	\$0.00
\$5,590.61	\$21,305.36	\$49,977.22	\$996,982.76	\$4,444,923.68	\$3,336,521.86	\$0.00
\$5,590.61	\$21,305.36	\$53,041.13	\$996,982.76	\$4,444,923.68	\$3,336,521.86	\$0.00
\$5,590.61	\$21,305.36	\$53,041.13	\$996,982.76	\$4,444,923.68	\$3,336,521.86	\$0.00
\$5,590.61	\$21,305.36	\$37,363.93	\$996,982.76	\$4,444,923.68	\$3,336,521.86	\$0.00
\$5,590.61	\$21,305.36	\$37,363.93	\$996,982.76	\$4,444,923.68	\$3,336,521.86	\$0.00
\$5,590.61	\$21,305.36	\$37,363.93	\$996,982.76	\$4,444,923.68	\$3,336,521.86	\$0.00
\$5,590.61	\$21,305.36	\$37,363.93	\$996,982.76	\$4,444,923.68	\$3,336,521.86	\$0.00
\$5,590.61	\$21,305.36	\$37,363.93	\$996,982.76	\$4,444,923.68	\$3,336,521.86	\$0.00
\$5,590.61	\$21,305.36	\$37,363.93	\$996,982.76	\$4,444,923.68	\$3,336,521.86	\$0.00
\$5,590.61	\$21,305.36	\$37,363.93	\$996,982.76	\$5,293,923.68	\$4,327,521.86	\$0.00
\$5,590.61	\$21,305.36	\$37,363.93	\$996,982.76	\$5,293,923.68	\$4,327,521.86	\$0.00
\$2,397.92	\$21,305.36	\$37,363.93	\$996,982.76	\$5,293,923.68	\$4,327,521.86	\$0.00
\$2,398.75	\$27,093.53	\$52,736.14	\$996,982.76	\$5,293,923.68	\$4,327,521.86	\$0.00

AA

Funds Management
Bob Ross
Joan Alexander

- 1) Portfolio Statement
- 2) Treasurer Daily Balance
- 3) Interest Rates

13

VOL. 76 PG. 906

INVESTORS CASH TRUST - GOVERNMENT SECURITIES PORTFOLIO

March 31, 2003

CATEGORY OF HOLDINGS	ISSUE RATE	ISSUE DUE DATE	PURCHASE RATE	DUE DATE	PAR VALUE	BOOK VALUE	% OF TOTAL
<u>AGENCIES</u>							
FEF FARM CREDIT BANK	4.3750%	05/01/03	2.0700%	05/01/03	\$11,000,000.00	\$11,020,547.57	2.3309%
FARM CREDIT (PRIME-302.5 BP)	1.2250%	06/02/03	1.2250%	04/01/03	\$10,000,000.00	\$9,999,590.02	2.1150%
FED HOME LOAN BANK	1.5200%	12/16/03	1.5900%	12/16/03	\$10,000,000.00	\$9,997,841.85	2.1146%
FED HOME LOAN BANK	1.6000%	12/22/03	1.6000%	12/22/03	\$10,000,000.00	\$10,000,000.00	2.1150%
FED HOME LOAN BANK	5.3750%	01/05/04	1.5400%	01/05/04	\$4,500,000.00	\$4,629,985.01	0.9793%
FED HOME LOAN BANK	9.5000%	02/25/04	1.3200%	02/25/04	\$11,100,000.00	\$11,907,871.06	2.5186%
FED HOME LOAN BANK	1.4300%	03/30/04	1.4300%	03/30/04	\$5,000,000.00	\$5,000,000.00	1.0575%
FED HOME LOAN BANK	1.3000%	04/12/04	1.3000%	04/12/04	\$5,000,000.00	\$5,000,000.00	1.0575%
FED HOME LOAN BANK NOTES	0.0000%	04/23/03	1.1900%	04/23/03	\$19,500,000.00	\$19,485,819.16	4.1213%
FED HOME LOAN BANK NOTES	0.0000%	04/25/03	1.1900%	04/25/03	\$20,000,000.00	\$19,984,133.33	4.2267%
FEDERAL NATL MTG ASSOC	0.0000%	04/04/03	2.2000%	04/04/03	\$10,000,000.00	\$9,998,200.00	2.1147%
FEDERAL NATL MTG ASSOC	0.0000%	04/09/03	1.2500%	04/09/03	\$10,000,000.00	\$9,997,222.22	2.1145%
FEDERAL NATL MTG ASSOC	0.0000%	05/02/03	2.3000%	05/02/03	\$10,000,000.00	\$9,980,625.00	2.1109%
FEDERAL NATL MTG ASSOC	1.5000%	01/14/04	1.5700%	01/14/04	\$5,000,000.00	\$4,998,434.62	1.0572%
FEDERAL NATL MTG ASSOC	0.0000%	04/18/03	1.2200%	04/18/03	\$30,000,000.00	\$29,982,716.67	6.3415%
FEDERAL NATL MTG ASSOC	4.7500%	11/14/03	1.2700%	11/14/03	\$5,000,000.00	\$5,106,573.82	1.0801%
FNMA P-302.75	1.2220%	05/07/03	1.2200%	04/01/03	\$5,000,000.00	\$4,999,870.65	1.0575%
FED HOME LOAN MTG CORP	4.5000%	06/15/03	1.3400%	06/15/03	\$18,000,000.00	\$18,116,568.49	3.8317%
FED HOME LOAN MTG CORP	0.0000%	05/08/03	1.2350%	05/08/03	\$20,000,000.00	\$19,974,613.89	4.2247%
FED HOME LOAN MTG CORP	3.2500%	01/15/04	1.3300%	01/15/04	\$10,000,000.00	\$10,150,117.64	2.1468%
FED HOME LOAN MTG CORP	5.0000%	01/15/04	1.3100%	01/15/04	\$5,000,000.00	\$6,050,384.81	1.2797%
SLMA FR (3M TB+22) @ + .20	1.4130%	02/12/04	1.4130%	04/01/03	\$10,000,000.00	\$9,997,413.14	2.1145%
TOTAL AGENCIES SECURITIES					\$244,100,000.00	\$246,378,528.95	52.1100%

REPURCHASE AGREEMENTS

INVESTORS CASH TRUST - GOVERNMENT SECURITIES PORTFOLIO
March 31, 2003

CATEGORY OF HOLDINGS	ISSUE RATE	ISSUE DUE DATE	PURCHASE RATE	DUE DATE	PAR VALUE	BOOK VALUE	% OF TOTAL
TRI REPO CREDIT SUISSE	1.3700%	04/01/03	1.3700%	04/01/03	\$90,000,000.00	\$90,000,000.00	19.0354%
TRI REPO GOLDMAN	1.3500%	04/01/03	1.3500%	04/01/03	\$76,000,000.00	\$76,000,000.00	16.0743%
TRI REPO J.P. MORGAN	1.3700%	04/01/03	1.3700%	04/01/03	\$20,000,000.00	\$20,000,000.00	4.2301%
TRI REPO MERRILL LYNCH	1.3500%	04/01/03	1.3500%	04/01/03	\$20,000,000.00	\$20,000,000.00	4.2301%
TRI REPO SALOMON	1.3500%	04/01/03	1.3500%	04/01/03	\$13,000,000.00	\$13,000,000.00	2.7496%
STATE STREET REPO	1.3000%	04/01/03	1.3000%	04/01/03	\$6,417,000.00	\$6,417,000.00	1.3572%
TOTAL REPURCHASE AGREEMENTS					\$225,417,000.00	\$225,417,000.00	47.6766%
TOTAL INVESTMENTS					\$469,517,000.00	\$471,795,528.95	99.7866%
Other Assets Less Liabilities						\$1,008,808.95	0.2134%
TOTAL NET ASSETS						\$472,804,337.90	
TOTAL NET ASSETS (TREASURY PORTFOLIO)						\$62,617,471.00	
TOTAL NET ASSETS (ICT)						\$535,421,808.90	

55

BANK ACCT				490202	490202	490202	490202	412732	416320	422037	422258
FM ACCT	DAILY	DAILY		6540001432	6540001432	6540001432	6540001432	6540001443	6540001443	6540001443	6540001443
DATE	PURCHASE	RELEASE		General	CLL	Hughes	Bates	94 CERT.I&S	95 I&S	98IS	98 TAX IS
	+	-	All Funds	01	10	14	22	39	54	99	101
BAI Fwd	\$0.00	\$0.00	\$3,333,569.70	\$2,787,398.14	\$56,611.15	\$418,203.64	\$70,640.96	\$208.18	\$185.31	\$250.14	\$72.18
Mar 1-11	\$3,137.47	\$185.31	\$3,336,521.86	\$2,789,866.68	\$56,661.29	\$418,574.00	\$70,703.52	\$393.66	\$0.16	\$250.31	\$72.24
Mar 12-18	\$0.00	\$0.00	\$3,336,521.86	\$2,789,866.68	\$56,661.29	\$418,574.00	\$70,703.52	\$393.66	\$0.16	\$250.31	\$72.24
Mar 19-31	\$991,000.00	\$0.00	\$4,327,521.86	\$3,539,866.68	\$56,661.29	\$443,574.00	\$70,703.52	\$16,393.66	\$0.16	\$200,250.31	\$72.24
	\$0.00	\$0.00	\$4,327,521.86	\$3,539,866.68	\$56,661.29	\$443,574.00	\$70,703.52	\$16,393.66	\$0.16	\$200,250.31	\$72.24

26

To: Dianna Spieker
From: Joan Alexander

915-659-6440

INVESTORS CASH TRUST ACCOUNTS				
April 1, 2003 03/31/03 PM Posting				
ACCOUNT NAME	ACCOUNT #	INTEREST	BALANCE	TOTAL
TOM GREEN COUNTY - GENERAL ACCOUNT	654-0001432	\$3,277.64	\$4,110,805.49	\$4,114,083.13
TOM GREEN COUNTY - DEBT SERVICE	654-0001443	\$34.83	\$216,716.37	\$216,751.20
AVERAGE RATE (03/01/03 THROUGH 03/31/03-31 days): 1.11%				
COMPOUND EFFECTIVE YIELD: 1.12%				
TOTAL:		\$3,312.47	\$4,327,521.86	\$4,330,834.33

27

MBIA
Danny King

- 1) Collateral Statement
- 2) Treasurer Daily Balance
- 3) Interest Rates
- 4) Portfolio Participants
- 5) Misc.



Notes

March 2003

For more information, call MBIA Client Services at (800)395-5505
Fax: (800)765-7600

For the month of March 2003, MBIA Municipal Investors Service Corporation, in its role as Program Administrator, accrued fees of \$151,960 based on average assets for CLASS Texas of \$894,605,258. The fee is accrued on a daily basis by multiplying the value of the investment property as determined each day by the fee rate of 20 basis points (.0020) divided by 365 days. The monthly fee is the sum of all daily fee accruals for the month of March. The fee is paid monthly upon notification to the custodial bank. MBIA reserves the right to abate fees.

As a registered investment adviser, we are required to furnish you with a copy of our ADV Part II of the SEC registration form. If you would like a copy of this form, please contact us at 800-395-5505.

The following information is provided in accordance with Texas state statute 2256.0016. As of March 31, 2003 the portfolio contained the following:

Securities by type:

Brokerage - 2.30%, Commercial Paper - 73.14%, US Govt Sponsored - 5.37%,
Repurchase Agreements - 5.56%, State Govt - 4.02%, Miscellaneous Agency 3.10%,
U.S. Treasury - 6.50%

The portfolio is marked to market at the end of each business day.

Current information can be provided to you by calling your Client Service Representative at 1-800-395-5505.

Market Value at 03/31/2003 - \$869,990,333.65

Amortized Cost at 03/31/2003 - \$869,901,448.59

Difference - \$88,885.06

The current LOC for the portfolio is \$5,000,000. The NAV on 03/31/2003 is equal to 1.00

Dollar Weighted Average Maturity - 49 days

The final maturity dates of all securities were less than one year.

The custodial bank for Texas CLASS is Wells Fargo, TX.

The portfolio managers of MBIA Capital Management Corp - sub advisor for Texas CLASS are Eric Storch and Melissa Wright.

There were no changes to the Trust Agreement.



For more information, call MBIA Client Services at (800)395-5505
Fax: (800)765-7600

The offices of MBIA-MISC will be closed on Friday, April 18th in observance of Good Friday.

Security ID	Description	Quantity	Price	Amort. Cost	Market Value	Unrealized G/L	% Price Chg
Non U.S. Govt Bonds (LT)							
31331LJU3	Fed Farm Credit Bank Agency dtd 5/1/01 4 3/8% Due 5/1/2003 MN1	1,900,000.00	100.281	1,903,842.70	1,905,339.00	1,496.30	0.03
3133M5QB9	Federal Home Loan Bank Agency 5 1/8% Due 9/15/2003 MS15	5,000,000.00	101.813	5,082,558.00	5,090,650.00	8,092.00	0.00
3133MEUD1	Federal Home Loan Bk Bd Agency dtd 5/4/01 4 1/2% Due 5/15/2003 MN15	5,000,000.00	100.406	5,011,898.64	5,020,300.00	8,401.36	0.03
3133MJVZ0	FHLB Agency dtd 11/15/01 2 1/2% Due 11/14/2003 MN15	4,000,000.00	100.813	4,022,392.20	4,032,520.00	10,127.80	0.06
3133MLFC4	FHLB Agency dtd 2/12/02 3.27% Due 2/12/2004 FA12	7,000,000.00	101.781	7,116,497.95	7,124,670.00	8,172.05	0.03
3133MMTW3	FHLB Agency dtd 3/28/02 2.83% Due 4/21/2003 AO21	5,000,000.00	100.094	5,002,119.80	5,004,700.00	2,580.20	(0.03)
3133MSQQ6	FHLB Agency dtd 10/15/02 1.76% Due 11/7/2003 AO15	5,000,000.00	100.031	5,000,000.00	5,001,550.00	1,550.00	0.03
3133MSVQ0	FHLB Agency dtd 10/17/02 1.81% Due 11/12/2003 MN17	5,000,000.00	100.031	4,996,324.65	5,001,550.00	5,225.35	0.03
3133MW2S9	Federal Home Loan Bank Agency 1.41% Due 3/5/2004 FA11	5,000,000.00	100.063	5,000,000.00	5,003,150.00	3,150.00	0.06
3133MW4G3	Federal Home Loan Bank Agency 1.41% Due 3/8/2004 FA12	7,000,000.00	100.063	7,000,000.00	7,004,410.00	4,410.00	0.06
3133MWU82	Federal Home Loan Bank Agency 1.4% Due 3/29/2004 MS29	15,000,000.00	100.031	15,000,000.00	15,004,650.00	4,650.00	0.03
3133MXKD0	Federal Home Loan Bank Syst FEDERAL HOME LOAN BANK 1.30000 1.3% Due 4/13/2004 MS18	10,000,000.00	100.000	10,000,000.00	10,000,000.00	0.00	0.00
3134A4CQ5	FHLMC Agency 6 3/8% Due 11/15/2003 MN15	3,500,000.00	103.219	3,609,127.06	3,612,665.00	3,537.94	(0.03)
86387SFX3	Student Loan Marketing Assn Agy dtd 4/25/02 2.7% Due 4/25/2003 AO25	5,000,000.00	100.100	4,999,840.68	5,005,000.00	5,159.32	(0.02)

21

Security ID	Description	Quantity	Price	Amort. Cost	Market Value	Unrealized G/L	% Price Chg
TOTAL - Non U.S. Govt Bonds (LT)		83,400,000.00		83,744,601.68	83,811,154.00	66,552.32	
Bonds Tax Exempt (ST)							
13062N3R6	California State RAN-Revenue Note A1/P1 Adj % Due 6/20/2003 Mo-1	35,000,000.00	99.875	35,000,000.00	34,956,250.00	-43,750.00	(0.13)
TOTAL - Bonds Tax Exempt (ST)		35,000,000.00		35,000,000.00	34,956,250.00	-43,750.00	
Bonds Taxable (ST)							
000028\$28	Greenwich Capital Greenwich Capital REPO 04/01/2 1.3% Due 4/1/2003 At Mat	8,390,000.00	100.000	8,390,000.00	8,390,000.00	0.00	0.00
03218SRQ5	Amstel Funding Corp Amstel Funding Corp A-1+ CP 04 Due 4/24/2003 At Mat	30,000,000.00	99.922	29,976,035.84	29,976,600.00	564.16	0.00
03218STB6	Amstel Funding Corp Commercial Paper 06/11/03 A1+ Due 6/11/2003 At Mat	10,000,000.00	99.765	9,975,340.37	9,976,500.00	1,159.63	0.00
313396\$A8	FREDDIE DISCOUNT Discount Notes Due 9/22/2003 At Mat	5,000,000.00	99.500	4,969,576.44	4,975,000.00	5,423.56	0.00
313396MT7	FREDDIE DISCOUNT Discount Notes Due 10/9/2003 At Mat	4,000,000.00	99.410	3,971,023.93	3,976,400.00	5,376.07	0.04
313396SK0	FREDDIE DISCOUNT Discount Notes 1.29% Due 1/29/2004 At Mat	10,000,000.00	98.913	9,891,276.13	9,891,276.13	0.00	0.00
313396TP8	FREDDIE DISCOUNT Discount Notes Due 2/26/2004 At Mat	5,000,000.00	99.000	4,941,596.28	4,950,000.00	8,403.72	0.00
313588HK4	FNMA DISCOUNT Discount Notes Due 6/27/2003 At Mat	11,000,000.00	99.720	10,945,214.08	10,969,200.00	23,985.92	(0.03)
313588QK4	FNMA DISCOUNT FannieMae/Disc Notes Due 12/12/2003 At Mat	11,931,000.00	99.250	11,819,133.42	11,841,517.50	22,384.08	0.00
38486URE8	Gramercy Capital Corp Gramercy Capital Corp CP 04/14 Due 4/14/2003 At Mat	13,451,000.00	99.954	13,444,684.36	13,444,812.54	128.18	0.00
39683FRR1	Greenwich Funding Corp Greenwich Funding Corp CP 04/2 Due 4/25/2003 At Mat	40,000,000.00	99.914	39,966,659.72	39,965,600.00	-1,059.72	0.00

76 PG. 915
VOL.

22

Security ID	Description	Quantity	Price	Amort. Cost	Market Value	Unrealized G/L	% Price Chg
6117P5RV1	Mont Blanc Capital Corp Mont Blanc Capital Corp CP 04/ Due 4/29/2003 At Mat	29,000,000.00	99.905	28,971,573.04	28,972,450.00	876.96	0.00
61911SSM1	MORT INT NET TRUST PLUS MORT INT NET TRUST PLUS CP 05/ Due 5/21/2003 At Mat	1,000,000.00	99.804	998,221.90	998,040.00	-181.90	0.00
7954W1RB1	Salomon Smith Barney Smith Barney Inc CP 04/11/2003 Due 4/11/2003 At Mat	20,000,000.00	99.965	19,993,053.86	19,993,000.00	-53.86	0.00
82124MRQ5	Sheffield Receivables Co Sheffield Receivables Co CP 04 Due 4/24/2003 At Mat	10,000,000.00	99.922	9,991,948.31	9,992,200.00	251.69	0.00
88562URB6	Three Pillars Funding Corp. Three Pillars Funding CP A-1 C Due 4/11/2003 At Mat	10,000,000.00	99.965	9,996,332.80	9,996,500.00	167.20	0.00
90262DR15	UBS Finance Delaware Inc. Commercial Paper Due 4/1/2003 At Mat	25,000,000.00	100.000	25,000,000.00	25,000,000.00	0.00	0.00
TOTAL - Bonds Taxable (ST)		243,772,000.00		243,241,670.48	243,309,096.17	67,425.69	

Money Market Securities

04529UR41	Aspen Funding Corp. Commercial Paper 04/04/03 A1+ Due 4/4/2003 At Mat	40,000,000.00	99.989	39,995,798.38	39,995,600.00	-198.38	0.00
06945MR73	Barton Capital Corp. Commercial Paper 4/7/03 A1+ Due 4/7/2003 At Mat	4,341,000.00	99.979	4,340,087.50	4,340,088.39	0.89	0.00
11012PAA5	Bristol Myers Squibb Co. CP Floater Adj % Due 7/8/2003 Sched	15,000,000.00	100.000	15,000,000.00	15,000,000.00	0.00	0.00
22003MRE4	Corporate Rec. Corp. Commercial Paper 04/14/03 A1+ Due 4/14/2003 At Mat	20,000,000.00	99.955	19,991,112.42	19,991,000.00	-112.42	0.00
27003LR39	Eagle Funding Commercial Paper 04/03/03 A1 Due 4/3/2003 At Mat	10,693,000.00	99.992	10,692,232.93	10,692,144.56	-88.37	0.00
27003LRB1	Eagle Funding Commercial Paper 4/11/03 A1 Due 4/11/2003 At Mat	10,000,000.00	99.963	9,996,525.61	9,996,300.00	-225.61	0.00
28100MRH6	Edison Asset Securitization Commercial Paper 04/17/03 A1+ Due 4/17/2003 At Mat	20,000,000.00	99.944	19,989,150.04	19,988,800.00	-350.04	0.00

33

Texas CLASS

DAILY VALUATION REPORT
03/31/2003
QUOTED IN: United States DollarRUN DATE: 04/01/03
RUN TIME: 14:26:03
PAGE: 4

Security ID	Description	Quantity	Price	Amort. Cost	Market Value	Unrealized G/L	% Price Chg
29371KRN7	Enterprise Funding Corp. Commercial Paper 04/22/03 A1+ Due 4/22/2003 At Mat	20,000,000.00	99.927	19,985,410.59	19,985,400.00	-10.59	0.00
30601WR19	Fairway Finance Corp. Commercial Paper 04/01/03 A1 Due 4/1/2003 At Mat	18,100,000.00	100.000	18,100,000.00	18,100,000.00	0.00	0.00
30601WRF8	Fairway Finance Corp. Commercial Paper 04/15/03 A1 Due 4/15/2003 At Mat	10,000,000.00	99.951	9,995,098.63	9,995,100.00	1.37	0.00
30603BRB1	Falcon Asset Securitization Commercial Paper 04/11/03 A1 Due 4/11/2003 At Mat	40,000,000.00	99.964	39,986,323.05	39,985,600.00	-723.05	0.00
38142SPRI	GS Financial Square Prime Fund # 462	0.53	100.000	0.53	0.53	0.00	0.00
38142USC7	Adj % Due On-Demand Mo-31 Goldman Sachs Commercial Paper 05/12/03 A1 Due 5/12/2003 At Mat	20,000,000.00	99.858	19,972,197.92	19,971,600.00	-597.92	0.00
3814A5AZ1	Goldman Sachs CP FLT	20,000,000.00	100.000	20,000,000.00	20,000,000.00	0.00	0.00
38486URA6	Adj % Due 9/16/2003 Sched Gramercy Capital Corp Commercial Paper 04/10/03 A1 Due 4/10/2003 At Mat	30,000,000.00	99.968	29,990,617.83	29,990,400.00	-217.83	0.00
39789MRN8	Greyhawk Funding LLC Commercial Paper 4/22/03 A1+ Due 4/22/2003 At Mat	30,000,000.00	99.927	29,977,908.25	29,978,100.00	191.75	0.00
56266US62	Mane Funding Corp. Commercial Paper 5/6/03 A1+ Due 5/6/2003 At Mat	15,000,000.00	99.881	14,981,443.82	14,982,150.00	706.18	0.00
61911SR83	MINT Commercial Paper 04/08/03 A1+ Due 4/8/2003 At Mat	40,000,000.00	99.971	39,990,190.39	39,988,400.00	-1,790.39	0.00
64351QSM6	New Center Asset Trust Commercial Paper 5/21/03 A1+ Due 5/21/2003 At Mat	15,000,000.00	99.833	14,973,504.28	14,974,950.00	1,445.72	0.00
7561V5R26	Receivables Capital Corp. Commercial Paper 04/02/03 A1+ Due 4/2/2003 At Mat	20,000,000.00	99.996	19,999,316.32	19,999,200.00	-116.32	0.00
7954W1R13	Salomon Smith Barney Hld Commercial Paper 04/01/03 A1+ Due 4/1/2003 At Mat	20,000,000.00	100.000	20,000,000.00	20,000,000.00	0.00	0.00
82124MR10	Sheffield Receivables Commercial Paper 04/01/03 A1+ Due 4/1/2003 At Mat	20,000,000.00	100.000	20,000,000.00	20,000,000.00	0.00	0.00

76 PG. 917
VOL.

24

Texas CLASS

DAILY VALUATION REPORT
03/31/2003
QUOTED IN: United States Dollar

RUN DATE: 04/01/03
RUN TIME: 14:26:03
PAGE: 5

Security ID	Description	Quantity	Price	Amort. Cost	Market Value	Unrealized G/L	% Price Chg
82124MR85	Sheffield Receivables Commercial Paper 04/08/03 A1+ Due 4/8/2003 At Mat	10,000,000.00	99.975	9,997,567.33	9,997,500.00	-67.33	0.00
82831NR79	Silver Tower US Funding Commercial Paper 4/7/03 A1 Due 4/7/2003 At Mat	10,000,000.00	99.978	9,997,879.22	9,997,800.00	-79.22	0.00
82831NRV6	Silver Tower US Funding Commercial Paper 4/29/03 A1 Due 4/29/2003 At Mat	10,000,000.00	99.903	9,990,027.07	9,990,300.00	272.93	0.00
87088MRB1	Swiss Re Finl. Products Commercial Paper 04/11/03 A1+ Due 4/11/2003 At Mat	20,000,000.00	99.965	19,993,107.79	19,993,000.00	-107.79	0.00
97342KRW0	Windmill Funding Corp Commercial Paper 04/30/03 A1+ Due 4/30/2003 At Mat	20,000,000.00	99.902	19,979,676.53	19,980,400.00	723.47	0.00
TOTAL - Money Market Securities		508,134,000.53		507,915,176.43	507,913,833.48	-1,342.95	
TOTAL - Texas CLASS		870,306,000.53		869,901,448.59	869,990,333.65	88,885.06	

35

BANK ACCT				490202	490202	490202
MBIA ACC	DAILY	DAILY		TX010145-1	TX010145-1	TX010145-1
DATE	PURCHASE	RELEASE		General	F/M 1 & 3	F/M 2 & 4
	+	-	All Funds Total From Funds	(1)	(5)	(6)
BAI Fwd	\$0.00	\$0.00	\$4,441,920.07 \$4,441,920.07	\$3,445,476.84	\$124,535.78	\$443,432.53
Mar 1-11	\$3,003.61	\$0.00	\$4,444,923.68 \$4,444,923.68	\$3,447,623.78	\$124,646.74	\$443,827.64
Mar 12-18	\$0.00	\$0.00	\$4,444,923.68 \$4,444,923.68	\$3,447,623.78	\$124,646.74	\$443,827.64
Mar 19-31	\$849,000.00	\$0.00	\$5,293,923.68 \$5,293,923.68	\$3,847,623.78	\$324,646.74	\$643,827.64
	\$0.00	\$0.00	\$5,293,923.68 \$5,293,923.68	\$3,847,623.78	\$324,646.74	\$643,827.64

	490202	490202	490202	490202	490202	490202
	TX010145-1	TX010145-1	TX010145-1	TX010145-1	TX010145-1	TX010145-1
	CLL	JCTF	Libr -Hughes	Libr-Donations	DC-RM	Co Cris-Sec
	(10)	(12)	(14)	(15)	(17)	(18)
Sub-Total	\$249,274.22	\$5,636.07	\$25,231.58	\$1,542.67	\$57,754.90	\$16,548.85
Sub-Total	\$249,496.32	\$5,641.09	\$25,254.06	\$1,544.04	\$57,806.36	\$16,563.60
Sub-Total	\$249,496.32	\$5,641.09	\$25,254.06	\$1,544.04	\$57,806.36	\$16,563.60
Sub-Total	\$249,496.32	\$5,641.09	\$25,254.06	\$1,544.04	\$57,806.36	\$16,563.60
Sub-Total	\$249,496.32	\$5,641.09	\$25,254.06	\$1,544.04	\$57,806.36	\$16,563.60

	490202	490202	490202	490202	490202	490202
	TX010145-1	TX010145-1	TX010145-1	TX010145-1	TX010145-1	TX010145-1
	CC-Rm	Libr Misc	Bates	GLP	CCPreserv	Motorist
	(19)	(20)	(22)	(25)	(30)	(31)
Sub-Total	\$94,900.43	\$18,834.25	\$38,060.10	\$30.18	\$10,038.31	\$20,990.84
Sub-Total	\$94,984.98	\$18,851.03	\$38,094.01	\$30.21	\$10,047.25	\$21,009.54
Sub-Total	\$94,984.98	\$18,851.03	\$38,094.01	\$30.21	\$10,047.25	\$21,009.54
Sub-Total	\$94,984.98	\$18,851.03	\$38,094.01	\$30.21	\$10,047.25	\$21,009.54
Sub-Total	\$94,984.98	\$18,851.03	\$38,094.01	\$30.21	\$10,047.25	\$21,009.54

	490202	490202	490202	490202	490202
	TX010145-1	TX010145-1	TX010145-1	TX010145-1	TX010145-1
	CVCA	OJP	Arrest	JE	SMF
	(60)	(61)	(68)	(70)	(71)
Sub-Total	\$39,298.52	\$6,932.02	\$15,889.88	\$746.55	\$761.88
Sub-Total	\$39,312.68	\$6,932.02	\$15,904.04	\$746.55	\$761.88
Sub-Total	\$39,312.68	\$6,932.02	\$15,904.04	\$746.55	\$761.88
Sub-Total	\$59,312.68	\$26,932.02	\$15,904.04	\$746.55	\$761.88
Sub-Total	\$59,312.68	\$26,932.02	\$15,904.04	\$746.55	\$761.88

	490202	490202	490202	490202	490202	490202
	TX010145-1	TX010145-1	TX010145-1	TX010145-1	TX010145-1	TX010145-1
	CCC	Time	Fugitive	Indigent	Sheriff	Court Trans.
	(72)	(74)	(77)	(78)	(97)	(106)
Sub-Total	\$45,001.75	\$7,806.09	\$1,683.86	\$1,855.02	\$220.48	\$3,000.30
Sub-Total	\$45,031.54	\$7,806.09	\$1,683.86	\$1,855.02	\$220.48	\$3,002.97
Sub-Total	\$45,031.54	\$7,806.09	\$1,683.86	\$1,855.02	\$220.48	\$3,002.97
Sub-Total	\$74,031.54	\$36,806.09	\$1,683.86	\$1,855.02	\$220.48	\$3,002.97
Sub-Total	\$74,031.54	\$36,806.09	\$1,683.86	\$1,855.02	\$220.48	\$3,002.97

26



Texas CLASS Daily Rates March 2003

For more information, call MBIA Client Services at (800)395-5505
Fax: (800)765-7600

CLASS

<i>Date</i>	<i>Daily Rates</i>	<i>Annual Yield</i>
03/01/03	1.15%	1.15%
03/02/03	1.15%	1.15%
03/03/03	1.14%	1.15%
03/04/03	1.13%	1.14%
03/05/03	1.13%	1.13%
03/06/03	1.12%	1.13%
03/07/03	1.12%	1.13%
03/08/03	1.12%	1.13%
03/09/03	1.12%	1.13%
03/10/03	1.12%	1.13%
03/11/03	1.12%	1.13%
03/12/03	1.12%	1.13%
03/13/03	1.12%	1.12%
03/14/03	1.12%	1.13%
03/15/03	1.12%	1.13%
03/16/03	1.12%	1.13%
03/17/03	1.13%	1.13%
03/18/03	1.11%	1.12%
03/19/03	1.11%	1.12%
03/20/03	1.11%	1.12%
03/21/03	1.11%	1.12%
03/22/03	1.11%	1.12%
03/23/03	1.11%	1.12%
03/24/03	1.11%	1.12%
03/25/03	1.12%	1.13%
03/26/03	1.16%	1.17%
03/27/03	1.16%	1.17%
03/28/03	1.17%	1.17%
03/29/03	1.17%	1.17%
03/30/03	1.17%	1.17%
03/31/03	1.14%	1.15%
Average	1.13%	1.14%

Rates can vary over time. Past performance is no guarantee of future results.

37



Portfolio Participants March 2003

For more information, call MBIA Client Services at (800)395-5505
Fax: (800)765-7600

Alamo Heights ISD
Alvin ISD
City of Austin
Bastrop County
Bexar County Tax Assesor Collector
City of Boerne
Brazoria County M.U.D. #3
Brownsville ISD
Bulverde Area Rural Library District
Caldwell County
Canyon Lake Library District
Castlewood M.U.D.
Channelview ISD
Cinco M.U.D. #9
Coastal Bend College
Collin County
Columbus ISD
City of Converse Econ. Dev. Cop.
County of Bell
Cypress Forest P.U.D.
City of DeSoto
Denton County District Clerk
Eanes ISD
Ector County
El Paso ISD
Town of Fairview
Forney I.S.D.
Fort Bend County M.U.D. #25
Frankston ISD
City of Friendswood
Georgetown ISD
Grand Prairie ISD

Alice ISD
Aransas County ISD
City of Balch Springs
Beckville ISD
Bissonnet M.U.D.
Brazoria County M.U.D. #1
Brenham ISD
City of Buda
City of Burleson
Calhoun County ISD
Carroll ISD
City of Cedar Hill
Chapel Hill ISD
Clear Creek ISD
Coastal Plains MHMR
Colorado County
City of Columbus
Coppell ISD
Denton County
Dallas County Utility & Reclamation District
DeSoto ISD
Dickinson ISD
East Central ISD
City of El Campo
Ellis County
First Colony Levy I.D.
Fort Bend County
Fort Sam Houston ISD
Fredericksburg ISD
Friendswood ISD
City of Goliad
City of Greenville

Allen ISD
Atlanta ISD
Bandera ISD
City of Bedford
Blinn College
Brazoria County M.U.D. #2
City of Brownsville
City of Bulverde
Caldwell ISD
Canutillo ISD
City of Castle Hills
Central Texas College
Chelford One M.U.D.
City of Cleburne
Coke County
Columbia - Brazoria ISD
City of Commerce
Corpus Christi ISD
Rockwall County
Dallas ISD
DeWitt Medical District
Duncanville ISD
East Texas Schools CO-OP ISD
El Paso County 911 District
Everman ISD
City of Floresville
Fort Bend County M.U.D. #2
Franklin County
Frenship ISD
Guadalupe Blanco River Authority
Goliad ISD
Groesbeck ISD



For more information, call MBIA Client Services at (800)395-5505
Fax: (800)765-7600

Guadalupe County
Harris County M.U.D. #151
Harris County M.U.D. #81
Harris County Utility District #14
Hays County
Hopkins County
Hurst Eules Bedford ISD
Jacksonville ISD
Kemp ISD
Killeen ISD
La Porte ISD
City of Lancaster
City of Leander
City of Levelland
Little Elm ISD
Mabank ISD
City of McKinney
Mercedes ISD
Mission CISD
Montgomery County M.U.D. #46
Montgomery County M.U.D. #60
Montgomery County M.U.D. #18
North East ISD
Northside ISD
Nueces County
Palestine ISD
Palmer Plantation M.U.D. #2
Pecan Grove M.U.D.
Pharr-San Juan-Alamo ISD
Randolph Field ISD
Refugio ISD
Reid Road M.U.D. #2
Rockett Special Utility District (SUD)
Roosevelt ISD
Salado ISD
San Benito CISD
Santa Fe ISD

City of Haltom City
Harris County M.U.D. #153
Harris County R.F.P.D #48
Harris County Utility District #15
City of Highland Village
Howard County
Industrial ISD
Johnson County
Kenedy ISD
City of Kingsville
Lake Dallas ISD
City of Laredo
Leander ISD
City of Levelland Economic Dev Corp
City of Lockhart
Magnolia ISD
McKinney ISD
Meyersville ISD
Montgomery County M.U.D. #36
Montgomery County M.U.D. #47
Montgomery County M.U.D. #67
Nacogdoches ISD
North Forest ISD
Northwest Harris County M.U.D. #16
Nueces County Hospital District
Palmer ISD
Paris Economic Development Corporation
Pettus ISD
Pine Tree ISD
Raymondville ISD
Region 19 ESC
Rice CISD
Rockwall ISD
City of Rosenberg
Salado Public Library District
San Patricio Cnty. Drain Dist. (U.D.)
City of Schertz

Harris County M.U.D. #148
Harris County M.U.D. #46
Harris County Utility District #6
Hays CISD
Hitchcock ISD
City of Huntsville
City of Jacksonville
Kaufman ISD
Kilgore ISD
La Vernia ISD
Lamar CISD
Laredo ISD
Lee County
Limestone County
Lockhart ISD
Marshall ISD
City of Mercedes
Mission Bend M.U.D. #2
Montgomery County M.U.D. #40
Montgomery County M.U.D. #6
Montgomery County M.U.D. #7
New Braunfels ISD
City of North Richland Hills
Northwest Harris County M.U.D. #21
Overton ISD
Palmer Plantation M.U.D. #1
City of Pasadena
Pflugerville ISD
Queen City ISD
Red Oak ISD
Region One ESC
Rio Grande City CISD
Roma ISD
Sabine ISD
San Angelo ISD
San Patricio County
Schertz/Seguin Local Gov't Corp.



For more information, call MBIA Client Services at (800)395-5505
Fax: (800)765-7600

Schertz - Cibola Universal City ISD
City of Shavano Park
Sinton ISD
Spencer Road Public Utility District
Taylor ISD
Temple ISD
Texarkana ISD
Texas School for the Deaf
Tom Green County
United ISD
Waco ISD
Washington County
Weslaco ISD
White Oak ISD
Willow Fork Drainage District (U.D.)
Yorktown ISD

Scurry - Rosser ISD
City of Sherman
City of South Houston
Tarrant County
City of Taylor
Temple College
Texas School for the Blind ISD
The Woodlands M.U.D. #2
Tropical Texas MHMR
Van Zandt County
Waller County
Waxahachie ISD
West Harris County M.U.D. #11
City of Whitehouse
City of Woodcreek
Ysleta ISD

Seguin ISD
Sherman ISD
South San Antonio ISD
Tatum ISD
City of Temple
Terrell ISD
Texas CLASS
Tom Green County Clerk
Tuloso - Midway ISD
Village of Bee Cave
Waller ISD
Webb County
City of White Oak
Willacy County
Wylie ISD

March 2003

Economic Commentary

*Prepared by Melissa Wright, Portfolio Manager
MBIA Capital Management Corp.*

MARKET COMMENTARY – AS WAR INTENSIFIES, MARKET VOLATILITY RISES

During the first few days of the war with Iraq, Treasuries plummeted and stocks surged, as investors predicted a quick victory. As the war intensified and coalition troops began to meet increased resistance, the markets reversed course and investors fled to the safety of government bonds. The high volatility in the markets is expected to continue for the duration of the war. Unfortunately, the war could be more protracted than initially anticipated.

Although the financial markets are currently pricing in additional Fed easing, we feel the Fed will remain on hold for several months to come. It is obvious a longer-than-anticipated war will add to the pressures the U.S. economy is already facing, but we believe the Fed will remain on hold until the war is over before deciding whether additional Fed easing is necessary to boost the economy. A reason for the Fed to reduce interest rates inter-meeting, or prior to a U.S. victory over Iraq, could include an unforeseen terrorist attack on the United States, which could cause extreme panic in the financial markets. At the most recent Federal Open Market Committee (FOMC) meeting held March 18, 2003, the Fed kept rates unchanged with no bias attached.

The FOMC will meet again on May 6, 2003. Economic statistics to watch in April are: ISM (formerly NAPM – 4/1), the employment situation (4/4), Retail Sales (4/11), Producer Price Index (4/11), Industrial Production (4/15), Consumer Price Index (4/16), Durable Goods Orders (4/24), Home Sales (4/25) and Gross Domestic Product (4/25).

As of March 27, 2003, the Dow was down approximately 2.5 percent for the month, the NASDAQ was down 0.3 percent for the month and the S&P 500 was down 2.6 percent for the month.

SECTOR REVIEW

U.S. Treasuries: Volatility in the U.S. Treasury market rose when the war with Iraq began. Treasuries sold off sharply mid-month and yields on the 10 year Treasury rose to 4.11 percent on March 21 (up from 3.68 percent at the beginning of the month.) The sell-off lost some of its steam as the war intensified towards the end of the month. Three-month bills yielded 1.16 percent and 6-month bills yielded 1.17 percent at the end March.

In our Treasury portfolios, we are keeping our weighted average maturities in the mid 50-day range and taking advantage of market sell-offs as they occur. We are currently implementing a barbell structure in the portfolio (concentrating positions in the very short and very long ends) as a hedge against any future rate cuts. At the end of March, 2-year Treasuries were yielding 1.62 percent, 10-year Treasuries were yielding 3.91 percent and 30-year bonds were yielding 4.91 percent.

Repurchase Agreements: Overnight repurchase agreements (repo) traded just below the current fed funds rate of 1.25 percent for most of the month. At month-end, as cash traded at a premium, repo rates spiked to 1.28 percent. With the fed funds rate sufficiently accommodative at 1.25 percent, we expect the Fed to remain on hold through most of 2003 and see repo trading in line with the 1.25 percent fed funds rate.

Commercial Paper: Commercial paper rates for 30- to 90-day paper traded flat around the 1.25 percent level all month. Six- to nine-month top-tier commercial paper dropped to 1.10 percent before the March Fed meeting as expectations of a Fed rate cut grew. Rates on 3- to 6-month commercial paper are currently trading around 1.20 percent. We are currently keeping the weighted average maturities in our CP portfolios in the mid 50-day range, as risks to the economy remain high.

U.S. Government Agencies: As the flight to quality trend continues, the front-end of the curve remains flat from zero to nine months. At the end of March, discount notes traded around 1.18 percent from one week to nine months out. In our agency portfolios, we are keeping our weighted average maturities in the mid 50-day range.

Note: This review covers a variety of instruments—all MBIA programs invest only in investments permitted by statute or program guidelines. The opinions expressed above are those of MBIA Asset Management and are subject to change without notice.

Client Services
1-800-395-5505

MBIA Municipal Investors
Service Corporation
113 King Street
Armonk, NY 10504

Visit our web site:
www.MBIA.com

MBIA

41

Tom Green County Indebtedness

- 1) Debt Balances Per TGC
- 2) Debt Balances Per Rausher

Indebtedness

March-03		TOM GREEN COUNTY INDEBTEDNESS				Principal Payments Due Every February		Paid In January P&I	
Fund Name	Fund Title	ORIGINAL	Previous O/S Balance	Next Payment Due 08/01/03	Current O/S Balance				
FUND 24	TGC '93 CERTIFICATE OBLIGATION	(1,500,000.00)	(75,000.00)	75,000.00	0.00	Paid Off			
FUND 54	TGC '95 CERT. OBLIG CONSTRUCTION	(8,000,000.00)	(275,000.00)	275,000.00	0.00	Paid Off			
					** NOTE THESE ISSUES MATURES ON 02/01/03 **				0.00
FUND 39	TGC '94 CONSTRUCTION	(2,600,000.00)	(365,000.00)	115,000.00	(250,000.00)				
FUND 101	TGC TAX ANTICIPATION NOTES	(475,000.00)	(255,000.00)	80,000.00	(175,000.00)				
					** NOTE THESE ISSUES MATURES ON 02/01/05 **				(425,000.00)
FUND 99	TGC '98 GNOB	(18,885,000.00)	(18,765,000.00)	1,095,000.00	(17,670,000.00)				
					** NOTE THIS ISSUE MATURES ON 02/01/14 **				(17,670,000.00)
TOTAL		(31,460,000.00)	(19,735,000.00)	1,640,000.00	(18,095,000.00)	(18,095,000.00)			

42

Tom Green County
Outstanding General Obligation Debt

Annual Total Debt Service Schedule (8 issues)

	<u>FYE</u>	<u>Principal</u>	<u>Interest</u>	<u>Debt Service</u>
	1999	\$1,145,000.00	\$1,028,576.05 *	\$2,173,576.05
	2000	1,255,000.00	1,040,598.75	2,295,598.75
	2001	1,325,000.00	977,277.50	2,302,277.50
8 issues	2002	1,515,000.00	907,703.75	2,422,703.75
5 issues	2003	1,640,000.00	835,526.25	2,475,526.25
3 issues	2004	1,700,000.00	764,728.75	2,464,728.75
3 issues	2005	1,785,000.00	691,578.75	2,476,578.75
1 issue	2006	1,760,000.00	616,500.00	2,376,500.00
	2007	1,845,000.00	539,432.50	2,384,432.50
	2008	1,925,000.00	457,415.00	2,382,415.00
	2009	2,005,000.00	370,955.00	2,375,955.00
	2010	2,090,000.00	279,820.00	2,369,820.00
	2011	2,190,000.00	182,425.00	2,372,425.00
	2012	2,265,000.00	78,827.50	2,343,827.50
	2013	320,000.00	17,840.00	337,840.00
	2014	210,000.00	5,040.00	215,040.00
	Total	<u>\$24,975,000.00</u>	<u>\$8,794,244.30</u>	<u>\$33,769,244.30</u>

* Includes accrued interest of \$65,954.19.

Tom G 39300

Tom Green County
Outstanding General Obligation Debt

Certificates of Obligation, Series 1993

<u>Date</u>	<u>Principal</u>	<u>Coupon</u>	<u>Interest</u>	<u>Debt Service</u>	<u>FYE 9/30</u>
					<u>Debt Service</u>
2/1/99	\$50,000.00	4.800%	\$8,287.50	\$58,287.50	
8/1/99			7,087.50	7,087.50	\$65,375.00
2/1/00	50,000.00	4.950%	7,087.50 ✓	57,087.50 ✓	
8/1/00			5,850.00	5,850.00 ✓	62,937.50
2/1/01	75,000.00	5.100%	5,850.00	80,850.00 ✓	
8/1/01			3,937.50	3,937.50 ✓	84,787.50
2/1/02	75,000.00	5.200%	3,937.50	78,937.50	
8/1/02			1,987.50	1,987.50	80,925.00
2/1/03	75,000.00	5.300%	1,987.50	76,987.50	76,987.50
Total	\$325,000.00		\$46,012.50	\$371,012.50	\$371,012.50

412430 9375

024-230-444 bank
610 Pm
650 Int
675 div-fee

Final Pay Feb 2003

Tom Green County
Outstanding General Obligation Debt
Certificates of Obligation, Series 1994

<u>Date</u>	<u>Principal</u>	<u>Coupon</u>	<u>Interest</u>	<u>Debt Service</u>	<u>FYE 9/30</u>
					<u>Debt Service</u>
2/1/99	\$100,000.00	4.200%	\$18,685.00	\$118,685.00	
8/1/99			16,585.00	16,585.00	\$135,270.00
2/1/00	100,000.00	4.400%	16,585.00 ✓	116,585.00 ✓	
8/1/00			14,385.00	14,385.00	130,970.00
2/1/01	105,000.00	4.700%	14,385.00	119,385.00 ✓	
8/1/01			11,917.50	11,917.50	131,302.50
2/1/02	110,000.00	4.850%	11,917.50	121,917.50	
8/1/02			9,250.00	9,250.00	131,167.50
2/1/03	115,000.00	5.000%	9,250.00	124,250.00	
8/1/03			6,375.00	6,375.00	130,625.00
2/1/04	120,000.00	5.100%	6,375.00	126,375.00	
8/1/04			3,315.00	3,315.00	129,690.00
2/1/05	<u>130,000.00</u>	5.100%	<u>3,315.00</u>	<u>133,315.00</u>	<u>133,315.00</u>
Total	<u>\$780,000.00</u>		<u>\$142,340.00</u>	<u>\$922,340.00</u>	<u>\$922,340.00</u>

412137 9-17-05

39

C39-339-444 From
610 P
650 I
675 sur

Final Pay Feb 2005

Tom Green County
Outstanding General Obligation Debt

Certificates of Obligation, Series 1995

<u>Date</u>	<u>Principal</u>	<u>Coupon</u>	<u>Interest</u>	<u>Debt Service</u>	<u>FYE 9/30</u>
					<u>Debt Service</u>
2/1/99	\$25,000.00	4.600%	\$9,337.50	\$34,337.50	
8/1/99			8,762.50	8,762.50	\$43,100.00
2/1/00	25,000.00	4.750%	8,762.50✓	33,762.50✓	
8/1/00			8,168.75	8,168.75 ✓	41,931.25
2/1/01	25,000.00	4.850%	8,168.75	33,168.75✓	
8/1/01			7,562.50	7,562.50✓	40,731.25
2/1/02	25,000.00	4.950%	7,562.50	32,562.50	
8/1/02			6,943.75	6,943.75	39,506.25
2/1/03	<u>275,000.00</u>	5.050%	<u>6,943.75</u>	<u>281,943.75</u>	<u>281,943.75</u>
Total	<u>\$375,000.00</u>		<u>\$72,212.50</u>	<u>\$447,212.50</u>	<u>\$447,212.50</u>

4/10/00

9535

054-278 - 440 Emr
610 F
630 I
675 Sec

Final Pay
Feb 2003

Tom Green County

Tom Green County
Outstanding General Obligation Debt

GO Refunding Bonds, Series 1998

Date	Principal	Coupon	Interest	FYE 9/30	
				Debt Service	Debt Service
2/1/99			\$345,309.38 *	\$345,309.38	
8/1/99			414,371.25	414,371.25	\$759,680.63
2/1/00			414,371.25	414,371.25 ✓	
8/1/00			414,371.25	414,371.25	828,742.50
2/1/01			414,371.25	414,371.25 ✓	
8/1/01			414,371.25	414,371.25	828,742.50
2/1/02	\$120,000.00	4.000%	414,371.25	534,371.25 ✓	
8/1/02			411,971.25	411,971.25	946,342.50
2/1/03	1,095,000.00	4.000%	411,971.25	1,506,971.25	
8/1/03			390,071.25	390,071.25	1,397,042.50
2/1/04	1,495,000.00	4.100%	390,071.25	1,885,071.25	
8/1/04			359,423.75	359,423.75	2,244,495.00
2/1/05	1,565,000.00	4.150%	359,423.75	1,924,423.75	
8/1/05			326,950.00	326,950.00	2,251,373.75
2/1/06	1,760,000.00	4.250%	326,950.00	2,086,950.00	
8/1/06			289,550.00	289,550.00	2,376,500.00
2/1/07	1,845,000.00	4.300%	289,550.00	2,134,550.00	
8/1/07			249,382.50	249,382.50	2,384,432.50
2/1/08	1,925,000.00	4.400%	249,382.50	2,174,382.50	
8/1/08			207,532.50	207,532.50	2,382,415.00
2/1/09	2,005,000.00	4.400%	207,532.50	2,212,532.50	
8/1/09			163,422.50	163,422.50	2,375,955.00
2/1/10	2,090,000.00	4.500%	163,422.50	2,253,422.50	
8/1/10			116,397.50	116,397.50	2,369,820.00
2/1/11	2,190,000.00	4.600%	116,397.50	2,306,397.50	
8/1/11			66,027.50	66,027.50	2,372,425.00
2/1/12	2,265,000.00	4.700%	66,027.50	2,331,027.50	
8/1/12			12,800.00	12,800.00	2,343,827.50
2/1/13	320,000.00	4.850%	12,800.00	332,800.00	
8/1/13			5,040.00	5,040.00	337,840.00
2/1/14	<u>210,000.00</u>	4.800%	<u>5,040.00</u>	<u>215,040.00</u>	<u>215,040.00</u>
Total	<u>\$18,385,000.00</u>		<u>\$8,029,674.38</u>	<u>\$26,914,674.38</u>	<u>\$26,914,674.38</u>

* Includes accrued interest of \$64,457.75.

Final Pay
Feb 2014

AR

CRS 422037
C919-307 444
CIC
CSC
CIT
Buc

Tom Green County
Outstanding General Obligation Debt

Tax Notes, Series 1998

<u>Date</u>	<u>Principal</u>	<u>Coupon</u>	<u>Interest</u>	<u>Debt Service</u>	FYE 9/30
					<u>Debt Service</u>
2/1/99			\$8,016.67 *	\$8,016.67	
8/1/99			9,620.00	9,620.00	\$17,636.67
2/1/00	\$70,000.00	3.900%	9,620.00 ✓	79,620.00 ✓	
8/1/00			8,255.00	8,255.00	87,875.00
2/1/01	75,000.00	3.950%	8,255.00	83,255.00 ✓	
8/1/01			6,773.75	6,773.75	90,028.75
2/1/02	75,000.00	4.000%	6,773.75	81,773.75	
8/1/02			5,273.75	5,273.75	87,047.50
2/1/03	80,000.00	4.050%	5,273.75	85,273.75	
8/1/03			3,653.75	3,653.75	88,927.50
2/1/04	85,000.00	4.150%	3,653.75	88,653.75	
8/1/04			1,890.00	1,890.00	90,543.75
2/1/05	<u>90,000.00</u>	4.200%	<u>1,890.00</u>	<u>91,390.00</u>	<u>91,390.00</u>
Total	<u>\$475,000.00</u>		<u>\$78,949.17</u>	<u>\$553,949.17</u>	<u>\$553,949.17</u>

* Includes accrued interest of \$1,496.44.

ASTANIS

101 422258

101-246-444 Bank

610 P

650 I

675 Sic

Final Pay
Feb 2005

Tom Green County Interest

- 1) Interest Earned Monthly
- 2) Interest Earned FY 2001
- 3) Interest Rates

50

As of 4/23/03	Budgeted	Received	Remaining (extra)
Depository Interest [-3701	\$99,185.00	\$69,891.13	\$29,293.87
Security Interest [-3704	\$47,500.00	\$23,750.00	\$23,750.00
MBIA [-3705	\$53,245.00	\$12,528.92	\$40,716.08
Funds Management [-3706	\$21,865.00	\$18,671.43	\$3,193.57
	<u>\$221,795.00</u>	<u>\$124,841.48</u>	<u>\$96,953.52</u>
			\$96,953.52
Remaining Revenue Budgeted but not collected	\$96,953.52		

	<u>Previous Month</u>	<u>Current Month</u>
Geno Checking Interest Annual Yield	3.820%	3.820%
MBIA Annual Yield	1.180%	1.140%
Funds Management Compound Effective Yield	1.160%	1.120%

FY02 Totals			
Budget	Total Received	Extra Received	
\$309,065.00	\$310,423.07	\$1,358.07	
Bank Services Charges	Budgeted	Received	Remaining
	\$42,000.00	\$40,107.68	\$1,892.32

51

-- Budget Inquiry - 2002-2003 Fiscal Year --

Revenue Account ID Mask(s): [-3701

##.	Acct ID.....	Current Budget	YTD Revenue...	Revenue Receivable
1	001-370-3701	30,000.00	39,492.36	-9,492.36
2	005-370-3701	4,000.00	1,006.47	2,993.53
3	006-370-3701	4,000.00	1,061.19	2,938.81
4	007-370-3701	0.00	0.00	0.00
5	008-370-3701	0.00	0.00	0.00
6	009-370-3701	125.00	16.09	108.91
7	010-370-3701	100.00	33.95	66.05
8	012-370-3701	400.00	210.78	189.22
9	014-370-3701	250.00	394.14	-144.14
10	015-370-3701	600.00	16.00	584.00
11	017-370-3701	100.00	30.31	69.69
12	018-370-3701	200.00	55.25	144.75
13	019-370-3701	80.00	64.55	15.45
** 1 of 10 **		99,185.00	69,891.13	29,293.87

Enter 'N' for Next Screen, 'P' for Previous Screen, "Account Index" for
Detailed Budget Inquiry, or 'X' to Exit: __

-- Budget Inquiry - 2002-2003 Fiscal Year --

Revenue Account ID Mask(s): [-3704

##.	Acct ID.....	Current Budget	YTD Revenue	Revenue Receivable
1	001-370-3704	47,500.00	17,812.50 ^{23,750.00}	29,687.50 ^{23,750.00}
** 1 of 1 **		47,500.00	17,812.50	29,687.50

Enter "Account Index" for Detailed Budget Inquiry or 'X' to Exit: _____

-- Budget Inquiry - 2002-2003 Fiscal Year --

Revenue Account ID Mask(s): [-3705]

##.	Acct ID.....	Current Budget	YTD Revenue...	Revenue Receivable
1	001-370-3705	32,000.00	6,545.43	25,454.57
2	005-370-3705	7,500.00	952.81	6,547.19
3	006-370-3705	7,500.00	2,710.47	4,789.53
4	010-370-3705	400.00	65.11	334.89
5	012-370-3705	0.00	144.47	-144.47
6	014-370-3705	10.00	8.83	1.17
7	015-370-3705	175.00	330.68	-155.68
8	017-370-3705	250.00	90.62	159.38
9	018-370-3705	3,700.00	888.16	2,811.84
10	019-370-3705	175.00	100.48	74.52
11	020-370-3705	575.00	229.80	345.20
12	022-370-3705	10.00	4.46	5.54
13	025-370-3705	150.00	57.48	92.52
		<hr/>	<hr/>	<hr/>
** 1 of 3 **		53,245.00	12,528.92	40,716.08

Enter 'N' for Next Screen, 'P' for Previous Screen, "Account Index" for
Detailed Budget Inquiry, or 'X' to Exit: ____

-- Budget Inquiry - 2002-2003 Fiscal Year --

Revenue Account ID Mask(s): [-3706]

##.	Acct ID.....	Current Budget	YTD Revenue...	Revenue Receivable
1	001-370-3706	10,000.00	15,060.42	-5,060.42
2	010-370-3706	900.00	310.30	589.70
3	014-370-3706	9,000.00	2,408.82	6,591.18
4	022-370-3706	1,200.00	397.66	802.34
5	023-370-3706	0.00	0.00	0.00
6	024-370-3706	50.00	26.22	23.78
7	028-370-3706	0.00	0.00	0.00
8	039-370-3706	100.00	72.82	27.18
9	044-370-3706	0.00	0.00	0.00
10	053-370-3706	0.00	0.00	0.00
11	054-370-3706	75.00	38.62	36.38
12	099-370-3706	500.00	341.98	158.02
13	101-370-3706	40.00	14.59	25.41
		<hr/>	<hr/>	<hr/>
** 1 of 1 **		21,865.00	18,671.43	3,193.57

Enter 'P' for Previous Screen, "Account Index" for Detailed Budget Inquiry, or
'X' to Exit: _____

55

-- Budget Inquiry - 2002-2003 Fiscal Year --

Revenue Account ID Mask(s): [-3701; [-3704; [-3705; [-3706

##.	Acct ID.....	Current Budget	YTD Revenue...	Revenue Receivable
1	001-370-3701	30,000.00	39,492.36	-9,492.36
2	001-370-3704	47,500.00	17,812.50 23750 ⁰⁰	29,687.50 23750 ⁰⁰
3	001-370-3705	32,000.00	6,545.43	25,454.57
4	001-370-3706	10,000.00	15,060.42	-5,060.42
5	005-370-3701	4,000.00	1,006.47	2,993.53
6	005-370-3705	7,500.00	952.81	6,547.19
7	006-370-3701	4,000.00	1,061.19	2,938.81
8	006-370-3705	7,500.00	2,710.47	4,789.53
9	007-370-3701	0.00	0.00	0.00
10	008-370-3701	0.00	0.00	0.00
11	009-370-3701	125.00	16.09	108.91
12	010-370-3701	100.00	33.95	66.05
13	010-370-3705	400.00	65.11	334.89
** 1 of 13 **		221,795.00	118,903.98 124,841.48	102,891.02 96,953.52

Enter 'N' for Next Screen, 'P' for Previous Screen, "Account Index" for
Detailed Budget Inquiry, or 'X' to Exit: ____

-- Budget Inquiry - 2002-2003 Fiscal Year --

Expenditure Account ID Mask(s): [-0444

##.	Acct ID.....	Current Budget	YTD Exp.....	Encumbrance...	Unenc. Balance
1	001-009-0444	42,000.00	35,429.26	0.00	6,570.74
2	009-232-0444	0.00	16.70	0.00	-16.70
3	052-252-0444	0.00	27.33	0.00	-27.33
4	053-283-0444	0.00	762.76	0.00	-762.76
5	057-250-0444	0.00	6.89	0.00	-6.89
6	058-251-0444	0.00	29.37	0.00	-29.37
7	065-218-0444	0.00	1,396.83	0.00	-1,396.83
8	084-284-0444	0.00	189.83	0.00	-189.83
9	110-110-0444	0.00	10.93	0.00	-10.93
10	401-054-0444	0.00	4.97	0.00	-4.97
11	500-226-0444	0.00	43.92	0.00	-43.92
12	501-323-0444	0.00	0.53	0.00	-0.53
13	502-244-0444	0.00	33.56	0.00	-33.56

** 1 of 3 **	42,000.00	40,107.68	0.00	1,892.32
--------------	-----------	-----------	------	----------

Enter 'N' for Next Screen, 'P' for Previous Screen, "Account Index" for Detailed Budget Inquiry, or 'X' to Exit: ____

Bank Charges

57

To: Dianna Spieker
From: Joan Alexander

915-659-6440

INVESTORS CASH TRUST ACCOUNTS		April 1, 2003 03/31/03 PM Posting		
ACCOUNT NAME	ACCOUNT #	INTEREST	BALANCE	TOTAL
TOM GREEN COUNTY - GENERAL ACCOUNT	654-0001432	\$3,277.64	\$4,110,805.49	\$4,114,083.13
TOM GREEN COUNTY - DEBT SERVICE	654-0001443	\$34.83	\$216,716.37	\$216,751.20
AVERAGE RATE (03/01/03 THROUGH 03/31/03-31 days): 1.11%				
COMPOUND EFFECTIVE YIELD: 1.12%				
TOTAL:		\$3,312.47	\$4,327,521.86	\$4,330,834.33

30



Texas CLASS Daily Rates March 2003

For more information, call MBIA Client Services at (800)395-5505
Fax: (800)765-7600

CLASS

<i>Date</i>	<i>Daily Rates</i>	<i>Annual Yield</i>
03/01/03	1.15%	1.15%
03/02/03	1.15%	1.15%
03/03/03	1.14%	1.15%
03/04/03	1.13%	1.14%
03/05/03	1.13%	1.13%
03/06/03	1.12%	1.13%
03/07/03	1.12%	1.13%
03/08/03	1.12%	1.13%
03/09/03	1.12%	1.13%
03/10/03	1.12%	1.13%
03/11/03	1.12%	1.13%
03/12/03	1.12%	1.13%
03/13/03	1.12%	1.12%
03/14/03	1.12%	1.13%
03/15/03	1.12%	1.13%
03/16/03	1.12%	1.13%
03/17/03	1.13%	1.13%
03/18/03	1.11%	1.12%
03/19/03	1.11%	1.12%
03/20/03	1.11%	1.12%
03/21/03	1.11%	1.12%
03/22/03	1.11%	1.12%
03/23/03	1.11%	1.12%
03/24/03	1.11%	1.12%
03/25/03	1.12%	1.13%
03/26/03	1.16%	1.17%
03/27/03	1.16%	1.17%
03/28/03	1.17%	1.17%
03/29/03	1.17%	1.17%
03/30/03	1.17%	1.17%
03/31/03	1.14%	1.15%
Average	1.13%	1.14%

Rates can vary over time. Past performance is no guarantee of future results.

March 2003

Page: 4

59

VOL. 76 PG. 942

*Tom Green County
Security Report*

- 1) Security Report
- 2) Market Values Per Texas State Bank
- 3) Bloomberg Reports

60

VOL. 76 PG. 944

Accretion	The process to increase book value to equal original face value. (Discount)
Accrued Interest	Interest Due County but not paid until next coupon date.
Decretion	The process to decrease book value to equal original face value. (Premium)
Unrealized Gain/(Loss)	The value of the security held <u>IF</u> it was sold on a particular date.
Book Value	What your books show the value of the security is.
Market Value	What the liquidation value is.

Broker- Prudential ** Purchased 04/27/99 US Treasury with General Fund Money ** Cusip # 9128275A6C ** Matures 02/15/04 ** Purchased Rate/Yield 5.164%
At purchase we paid accrued interest \$9,316.30 and received of discount \$17,500.00

-\$2,343.75 Change In Market Value This Month vs. Last Month

\$0.00 Change In Book Value This Month vs. Last Month

19

With interest rates as they are, with safety in mind, diversification is taking a higher priority than that of yield.

APR-01-2003 TUE 04:11 PM FROM DREHER COMPANY INC

FAX: 9154868700

PAGE 3

SXT

Enter <1><GO> to send screen via <MESSAGE> System.

4/ 1/2003 15:52

TRADE TICKET

N159 Govt SXT

AS OF: 4/ 1/03

ISIN US9128275A61

9128275A6

DATED 2/15/99

TRADER DREHER SERVICES

At DREHER INVESTMENT SERVICES, INC.

SELL 1000 M OF T 4 3/4 02/15/04

MIN PIECE 1000

* US TREASURY N/B *

PRICE 103-4+

YIELD

1.145154 to Worst

2/15/04 100

(103.1406250)

SETTLEMENT ON 3/31/03

ISIN US9128275A61

NOTES:

VIEW AMOUNTS IN USD @

1.000000000 (US /US) INVERT?

Highlights off? N

TRADE NUMBERS

PRINCIPAL

\$

1,031,406.25

ACCRUED (44 DAYS)

\$

5,773.48

TOTAL

\$

1,037,179.73

Australia 61 2 9777 8600 Brazil 5511 3048 4500 Europe 44 20 7330 7500 Germany 49 69 920410
Hong Kong 852 2377 6000 Japan 81 3 3201 8900 Singapore 65 6212 1000 U.S. 1 212 318 2000 Copyright 2003 Bloomberg L.P.
6931-921-1 01-Apr-03 15:59:08

Bloomberg
PROFESSIONAL

62

20

N159 Client RPT

Type O <PAGE> to view Original Cost information.

CUMULATIVE PORTFOLIO SUMMARY PAGE 1 / 3

Holder Name	DREHER INVESTMENT SERVICES, IN	Port	U121365-7
Port Name:	TOM GREEN COUNTY	Portfolio Currency:	US

Market Sector	As Of 2/28/ 3	Num Sec	As Of 3/31/ 3	Num Sec	Change	Num Sec
DEBT (PRINC)	1,033,750	1	1,031,406	1	-2,344	1

TOTAL CHANGE DUE TO PRICE:	-2,344
% PRICE CHANGE:	-0.23
ANNUALIZED % CHANGE	-2.64

Australia 61 2 9777 8600 Brazil 5511 3048 4500 Europe 44 20 7330 7500 Germany 49 69 920410
 Hong Kong 852 2977 6000 Japan 81 3 3201 8900 Singapore 65 6212 1000 U.S. 1 212 318 2000 Copyright 2003 Bloomberg L.P.
 6931-921-1 01-Apr-03 15:52:28

Bloomberg
 PROFESSIONAL

63

VOL. 76 PG. 946