

Tom Green County Commissioners' Court
July 22, 2003

The Commissioners' Court of Tom Green County, Texas, met in Regular Session July 22, 2003 in the Edd B. Keyes Building, with the following members present:

Clayton Friend, Commissioner of Precinct #1
Karl Bookter, Commissioner of Precinct #2
Jodie R. Weeks, Commissioner of Precinct #3
Richard Easingwood, Commissioner of Precinct #4
Michael D. Brown, County Judge

County Judge, Mike Brown, called the meeting to order at 8:00AM.

Judge Brown recessed the meeting at 8:01 to go into Closed/Executive Session in accordance with V.T.C.A. Government Code, Chapter 551, and Subchapter D.

Judge Brown reconvened the meeting in Open Session at 8:52 AM.

The Pledge of Allegiance to the United States and the Texas flags were recited.

Commissioner Friend offered the invocation.

8. Commissioner Easingwood moved to approve the Consent Agenda as presented.

Commissioner Weeks seconded the motion. The following items were presented:

- A. Approved the minutes from the last Regular meeting on July 8, 2003.
- B. Approved the Minutes of the Accounts Allowable from July 9-15, 2003 in the amount of \$1,298,647.01 and from July 14-18, 2003 in the amount of \$438,568.70 for a combined total of \$1,737,215.71.
Purchase Orders from July 7-11, 2003 in the amount of \$12,607.36 and from July 14-18, 2003 in the amount of \$22,946.59 for a combined total of \$35,553.95.

- C. Accepted Personnel Actions as presented:

The following salary expenditures are being presented for your *Approval*:

<u>NAME</u>	<u>DEPARTMENT</u>	<u>ACTION</u>	<u>EFF. DATE</u>	<u>GRADE /STEP</u>	<u>SALARY</u>
COPELAND, Holly D.	District Attorney	New Hire	7/14/03	P/T	\$ 6.00 /HR
KRUSE, Kachina R.	Jail	Rehire	08/11/03	16/1	\$ 852.90 S/M
MERAZ, Juan C.	Jail	New Hire	7/14/03	16/1	\$ 852.90 S/M
ARMENDAREZ, Christina	Library	New Hire	7/14/03	P/T	\$ 5.45 /HR

The following personnel actions are presented for *Acknowledgement* and as a matter of record:

<u>NAME</u>	<u>DEPARTMENT</u>	<u>ACTION</u>	<u>EFF. DATE</u>	<u>GRADE /STEP</u>	<u>SALARY</u>
OLSON, Trilce R.	CSCD (218)	Increase in Hours	07/07/03	P/T	\$ 8.20 /HR
ALVARADO, Tony A.	CSCD (235)	Salary Increase *	08/16/03	N/A	\$ 850.31 S/M
BACA, Cindy C.	CSCD (218)	Salary Increase *	05/01/03	N/A	\$1,001.96 S/M
BRALY, Belinda F.	CSCD (218)	Salary Increase *	03/01/03	N/A	\$1,141.29 S/M
COMPTON, J. Lynn	CSCD (156)	Salary Increase *	02/16/03	N/A	\$1,264.54 S/M
COLLIER, Brooke E.	CSCD (218)	Salary Increase *	10/01/02	N/A	\$1,216.67 S/M
CUSTER, Shawn J.	CSCD (218)	Salary Increase *	03/16/03	N/A	\$ 754.21 S/M
CYPHERS, Rachel R.	CSCD (218)	Salary Increase *	10/01/02	N/A	\$1,345.79 S/M
DOOLEY, Brent J.	CSCD (271)	Salary Increase *	05/16/03	N/A	\$1,461.12 S/M
DUNN, Jeana R.	CSCD (218)	Salary Increase *	07/01/03	N/A	\$1,017.75 S/M
ELKINS, Marcus B.	CSCD (218)	Salary Increase *	12/16/02 to 06/30/03	N/A	\$1,216.67 S/M
FAVILA, E. Mercy	CSCD (152)	Salary Increase *	06/01/03	N/A	\$1,305.37 S/M
FAZ, Jerry N.	CSCD (218)	Salary Increase *	03/16/03	N/A	\$1,317.33 S/M
FLORES, Sylvia M.	CSCD (218)	Salary Increase *	04/01/03	N/A	\$1,806.92 S/M
FURMAN, Bryan M.	CSCD (218)	Salary Increase *	02/16/03	N/A	\$1,264.54 S/M
GRAY, Clarence	CRTC (235)	Salary Increase *	07/16/03	N/A	\$1,123.24 S/M
HILL, Charles A.	CSCD (218)	Salary Increase *	11/01/02	N/A	\$1,391.71 S/M
HINOJOS, Jackie P.	CSCD (218)	Salary Increase *	12/16/02	N/A	\$1,366.25 S/M
HOUSEMAN, Deborah A.	CSCD (154)	Salary Increase *	11/01/02	N/A	\$1,220.83 S/M
JERNIGAN, Leigh C.	CSCD (151)	Salary Increase *	01/16/03	N/A	\$1,256.21 S/M

The following personnel actions are presented for *Acknowledgement* and as a matter of record:

<u>NAME</u>	<u>DEPARTMENT</u>	<u>ACTION</u>	<u>EFF. DATE</u>	<u>GRADE /STEP</u>	<u>SALARY</u>
KISER, Marisa	CSCD (218)	Salary Increase *	06/01/03	N/A	\$ 754.21 S/M
LACK, Letitia C.	CSCD (218)	Salary Increase *	12/01/02	N/A	\$1,309.00 S/M
LANE, Keith A.	CSCD (255)	Salary Increase *	05/01/03	N/A	\$ 824.17 S/M
LEE, William D.	CSCD (218)	Salary Increase *	04/01/03	N/A	\$1,317.87 S/M
LOWRY, Alice G.	CSCD (218)	Salary Increase *	01/16/03	N/A	\$1,503.37 S/M
McALISTER, John D.	CSCD (218)	Salary Increase *	05/16/03	N/A	\$1,182.54 S/M
MEDRANO, Tina R.	CSCD (218)	Salary Increase *	03/01/03	N/A	\$1,345.79 S/M
MENDEZ, Rafaela M.	CSCD (218)	Salary Increase *	11/01/02	N/A	\$ 776.83 S/M
MOORE, Jean E.	CSCD (218)	Salary Increase *	03/16/03	N/A	\$1,281.21 S/M
PATRICK, Arnold K.	CSCD (218)	Salary Increase *	06/16/03	N/A	\$2,112.83 S/M
PICON, Gary	CSCD (153)	Salary Increase *	04/16/03 to 07/15/03	N/A	\$1,272.88 S/M
PICON, Gary	CSCD (218)	Transfer	07/16/03	N/A	\$1,272.88 S/M
RANGEL, Luis J.	CSCD (218)	Salary Increase *	04/16/03	N/A	\$1,505.46 S/M
REYES JR., Federico	CSCD (152)	Salary Increase *	12/01/02	N/A	\$1,216.67 S/M
ROWE, Linda L.	CSCD (218)	Salary Increase *	05/16/03	N/A	\$1,141.29 S/M
SANCHEZ, Teresa D.	CSCD (218)	Salary Increase *	09/16/02	N/A	\$1,507.54 S/M
STRUBE, Teresa E.	CSCD (218)	Salary Increase *	04/01/03	N/A	\$1,195.00 S/M
TYLER, John O.	CSCD (150)	Salary Increase *	01/01/03	N/A	\$ 917.25 S/M
VALLES, Erlinda T.	CSCD (218)	Salary Increase *	02/01/03	N/A	\$1,407.92 S/M
YOUNG, William B.	CSCD (150)	Salary Increase *	02/16/03	N/A	\$ 913.08 S/M
YOUNGBLOOD, Don A.	CSCD (218)	Salary Increase *	12/01/02	N/A	\$1,052.33 S/M
REDDY, David M.	CRTC (235)	Salary Increase *	06/16/03	N/A	\$ 807.57 S/M
MEIROSE, Valerie A.	CSCD (151)	Resignation	07/21/03	N/A	\$1,178.38 S/M
ANTRIM, Megan E.	Jail	Resignation	07/18/03	16/1	\$ 852.90 S/M
CARLANDER, Debra K.	Jail	Resignation	07/31/03	N/A	\$1,153.28 S/M
HENDRIX, Mark L.	Jail	Resignation	07/18/03	16/1	\$ 852.90 S/M
MAGALLEN, Elsa M.	Jail	Resignation	07/18/03	N/A	\$1,056.67 S/M
ROBINSON, Josefina	Jail	Resignation	07/31/03	N/A	\$1,056.67 S/M

*Retroactive Annual Increases

- D. Accepted June, 2003 Extension Service Schedule of Travel Report as a matter of record. (Recorded as an exhibit with these minutes).
- E. Accepted notice of intent from Concho Valley Electric Cooperative, Inc. to place a single pole power line along the north right of way of the Old Sterling City Highway.
- F. Approved request by Verizon Southwest to construct a communication line within the right-of-way of a County road starting along the north right of way of Magnolia BR 215 feet north along the west right of way of Polar, then bore to the east right of way in Precinct 3.
- G. Approved request from Verizon Southwest to construct a buried communication line within the County road right of way starting at the intersection of Fifth Street and the access road for US Hwy 87 in the north right of way to bury for 350 feet in an easterly direction.
- H. Accepted the Fixed Asset Inventory for 2002-2003 as a matter of record. (Recorded with these minutes as an exhibit)
- I. Accepted the report from the 2003 County/City/ISD Joint Auction revenue statement for the County as a matter of record, with \$400.00 to be placed back in Road and Bridge Funds for the items sent to auction. (Complete list recorded with these minutes as an exhibit.)
- J. Accepted the June, 2003 Solid Waste Report as a matter of record. (Exhibit recorded with these minutes.)
- K. Accepted Christoval Volunteer Fire Department's Financial Report as a matter of record. (Exhibit recorded with these minutes.)
- L. Acknowledged the presentation to Elizabeth McGill, County Clerk of the "Solution Technologies for Assured Archival Recording (STAAR)" Certificate in recognition of her excellence in Records Management Preservation.

All voted in favor of the motion.

- 9. There was **No Action** from the Executive Session.
- 10. **Commissioner Weeks moved to deny the claim filed in the interest of Indigent Client #230114 for the implantation of a prosthetic eye in the**

amount of \$1700.00, since this is excluded from the basic or department services under the Indigent Health guidelines. Commissioner Bookter seconded the motion and all voted in favor.

11. Becky Harris, Director, reported that there are currently 32 residents at the Roy K. Robb Post Adjudication Center. There are 15 in the Summer Program and 17 Long Term Residents. The balance after expenses for April 30, 2003 through June 30, 2003 was \$56,843. **No action was taken.** (Report recorded with minutes.)
12. Beth and Harold Peterson, representing Citizens Against Domestic Violence presented a Proclamation declaring Tom Green County to be a Domestic Violence Free Zone and alert the community that Domestic Violence will not be tolerated. They explained that Tom Green County would be the first County in the state to adopt this and that the San Angelo City Council adopted the Proclamation last week. John Caldwell, Reverend Hank Hankins and Karen Marks will be making the presentation of the Proclamation. **Judge Brown moved to adopt a Proclamation declaring Tom Green County to be a Domestic Violence Free Zone and encourage all citizens to become aware and pursue the safety and good welfare of every family within our community, to be effective today. Commissioner Weeks seconded the motion and all voted in favor.** (Recorded with these minutes).
13. **Commissioner Friend moved to approve the Amendment of Order Appointing Presiding Judges and amendment of County Election Polling Place Locations as approved July 8, 2003 in Commissioners' Court and as presented. Commissioner Easingwood seconded the motion and all voted in favor.** (Recorded with these minutes).
14. **Judge Brown moved to adopt a Resolution to Authorize the County Attorney to Apply to the Office of the Attorney General for a Grant to Fund the Domestic Violence Prosecution Unit and a Resolution to Authorize the County Attorney to Apply to the Office of the Attorney General for a Grant to Fund the Victim Assistance Coordinator. Commissioner Friend seconded the motion and all voted in favor.** (Recorded with these minutes).
15. **Commissioner Bookter moved to accept the bid from Echo Pump in the amount of \$13,399.00 for maintenance of the fuel tanks at the Wall yard and to be disbursed from Precincts 2/4 Road and Bridge Special Projects. Judge Brown seconded the motion and all voted in favor.**
16. **Commissioner Weeks moved to accept the Treasurer's report as presented. Commissioner Friend seconded the motion and all voted in favor.** (Recorded with these minutes).
17. **Judge Brown moved to adopt SB 1731 for the collection of an archive fee in the amount of \$5.00 to be collected in the County Clerk's office and used for the preservation and restoration of the records. Fee will begin September 1, 2003. Commissioner Weeks seconded the motion and all voted in favor.**
18. **No Action** was taken regarding the request by Armenda Duke for consideration of road maintenance, due to her absence.
19. **Judge Brown moved to retain the current rate of \$10.00 fee assessed for the Road and Bridge fund, with no changes in Child safety fee and forward the adopted fees to the Texas Department of Transportation. Commissioner Friend seconded the motion and all voted in favor.**
20. **No action** was taken at this time. The agenda item was **Tabled until July 23, 2003**, to get additional rates.
21. **Commissioner Bookter moved to table the consideration of elected official's salaries until August 8th.** Stan Liles explained that there is a publication deadline and notification process that has to allow a sufficient amount of time to go to the grievance committee. **Commissioner Bookter withdrew his motion. Commissioner Weeks moved to table the discussion until July 23, 2003. Commissioner Bookter seconded the motion and all voted in favor.**
22. There was a discussion with various concerns being addressed regarding flag lots on properties and possible actions to be considered at a later date. There was **no other action** taken in regard to the Tom Green County Subdivision and Manufactured Home Community Rules and Regulations.
23. There were **no line item transfers.**

24. Future Agenda Items.

1. Consider application for the Concho Valley RC&D grants.
2. Consider request for maintenance of roads for Armenda Duke.
3. Consider keeping the Wall Solid Waste Station open;
4. Consider increase in Collection Fees.
5. Wednesday, July 23, 2003 will be the next Budget Hearing scheduled. MHMR will present their budget request at 9:00 AM.

25. Announcements:

1. Commissioner Friend will be on Top the Morning 7-23-03.
2. Fresh Water District #2 denied water access to Pugh Park due to water rationing.
3. The Annual Knickerbocker Picnic will be August 11, 2003 in Knickerbocker.

Judge Brown recessed the meeting at 10:52 AM, July 22nd, 2003.

Judge Brown reconvened the meeting Wednesday, July 23, 2003 at 10:05 AM in the Edd B. Keyes Building to take up agenda items 20 and 21. Present are Judge Brown, Commissioners Friend, Bookter, Weeks and Easingwood.

20. Judge Brown moved to approve the First Amendment to Electric Sales Agreement to be entered into with the Texas General Land Office at a fixed rate of 5.526 cents for one year with the option to trigger a future lower rate, if natural gas prices decline, for two additional years. Commissioner Weeks seconded the motion and all voted in favor. (Recorded with these minutes).

Judge Brown recessed the regular Commissioners' Court Meeting at 10:11 AM, July 23, 2003 to reconvene the Budget Hearing.

Judge Brown reconvened the regular Commissioners' Court Meeting at 11:53 AM, July 23, 2003 with Judge Brown, Commissioners Friend, Bookter, Weeks and Easingwood still present.

21. Commissioner Weeks moved to set the elected officials' salary for FY 2004 at an additional 2.5% increase to the adopted salaries for FY 2003; an additional \$600.00 per year, will be added to each elected officials who currently has car allowance, as previously stated in the FY 2003 Budget with the addition of Dianna Spieker, Treasurer, to be given a \$600.00 car allowance. Commissioner Friend seconded the motion and all voted in favor.

Judge Brown adjourned the Regular Meeting of the Tom Green County Commissioners' Court at 11:55 AM, Wednesday, July 23, 2003.

Michael D. Brown, County Judge

Elizabeth McGill, County Clerk and
Ex-officio Clerk of the Commissioners' Court

TEXAS AGRICULTURAL EXTENSION SERVICE
The Texas A&M University System

MONTHLY SCHEDULE OF TRAVEL AND COUNTY COMMISSIONERS COURT REPORT

NAME: Marvin Ensor	TITLE: CEA-Ag
COUNTY: Tom Green	MONTH: June 2003

DATE	MAJOR ACTIVITIES SINCE LAST REPORT	MILES	MEALS	LODGING
6/2	Office Meeting			
6/3	Selected Club Calf for 4-H'ers - Muleshoe	545		
6/4	Shamrock Shuffle Meeting			
6/5	Prepare for Lamb Camp			
6/6	Assisted local rancher with livestock selection - Christoval	88		
6/7	Attended Club Lamb sale - Christoval	75		
6/7	Assisted with Meat Goat sale - Eldorado	91		
6/8-10	Assisted with Howard College Lamb Camp - Big Spring	267		
6/9	Met with Representative of Wolslager Foundation	17		
6/12	Preparation for 4-H Shamrock Shuffle			
6/13	Office meeting			
6/13	Selected Meat Goats - Lamesa	378		
6/16	Assisted with District 4-H Horse Show - Sweetwater	156		
6/17	Planning meeting for research with Irrigation District	24		
6/18	Office meeting			
6/18	County Budget hearing			
6/19	4-H/FFA Steer Validation Program - Wall	29		
6/20-21	Attended Club Lamb sale - Rockspring, Sonora & Ozona	534		
6/24-27	Assisted with New Mexico State University Lamb Camp - Albuquerque, New Mexico			
6/30	Office meeting			
GRAND TOTAL OF MILEAGE, MEALS & LODGING		2204		0

Other expenses (list) _____

I hereby certify this is a true and correct report of activities, travel and other expenses incurred by me in performance of official duties for the month shown.

MONTHLY SCHEDULE OF TRAVEL AND COUNTY COMMISSIONERS COURT REPORT

NAME: John Begnaud	TITLE: CEA - Hort.
COUNTY: Tom Green	MONTH: June 2003

DATE	MAJOR ACTIVITIES SINCE LAST REPORT	MILES	MEALS	LODGING
6/2,10,19,27	San Angelo Landscape Audits	191		
6/2,20,24	Results demonstrations	183		
6/3,9,10,11,12	4-H Soil judging: State Roundup	687		
6/3,9,19	Master Gardener Projects	256		
6/4	Farm Safety Camp	16		
6/5	Upton County Program	202		
6/13,14,16	4-H Shamrock Shuffle Fund Raiser	85		
6/5,19,26	T.V. Live	52		
GRAND TOTAL OF MILEAGE, MEALS & LODGING		1672		0

Other expenses (list) _____

I hereby certify this is a true and correct report of activities, travel and other expenses incurred by me in performance of official duties for the month shown.

MONTHLY SCHEDULE OF TRAVEL AND COUNTY COMMISSIONERS COURT REPORT

NAME: BRANDON ASBILL	TITLE: CEA-4-H
COUNTY: Tom Green	MONTH: June 2003

DATE	MAJOR ACTIVITIES SINCE LAST REPORT	MILES	MEALS	LODGING
6/2	ASU and District Office	24		
6/2	4-H Council and Adult Leaders Mtg	24		
6/3-4	Farm Safety Day Camp- MIR Center	44		
6/5	Dist Office and Shipping Point	17		
6/5	State R/U participant mtg	11		
6/9	State 4-H R/U- College Station	635	18.37	
6/13-14	Shamrock Shuffle	49		
6/16	Dist 7 4-H Horse Show-Sweetwater	15		
6/17	Mayfield paper, project visit-Veribest	13		
6/19	Steer Validation- Wall	42		
6/23	Steer Validation- Wall	38		
6/26	ASU- Lewis Box, record book	7		
6/26	HEB- Leadership Lab supplies	6		
6/28-7/3	Youth Range Workshop- Junction	312	5.40	
GRAND TOTAL OF MILEAGE, MEALS & LODGING		1237	23.77	0

Other expenses (list) _____

I hereby certify this is a true and correct report of activities, travel and other expenses incurred by me in performance of official duties for the month shown.

MONTHLY SCHEDULE OF TRAVEL AND COUNTY COMMISSIONERS COURT REPORT

NAME: Kelly L. Ahrens	TITLE: CEA-FCS
COUNTY: Tom Green	MONTH: June 03

DATE	MAJOR ACTIVITIES SINCE LAST REPORT	MILES	MEALS	LODGING
6/12	Shamrock Shuffle errands	25		
6/13	Shamrock Shuffle errands, and supplies, office errands	35		
6/14	Shamrock Shuffle decorating and event	30		
6/16	Diabetes Task Force Meeting, program supplies, Adult Day Care	35		
6/17	BLT Program; Alta Loma Sr. Center	16		
6/18	Santa Fe Crossing Center; Adult Day Care	23		
6/19	Office errands; Grape Creek EEA Planning Meeting	33		
6/20	BSSF Program; Program supplies	25		
6/23	Diabetes Program, Standard Times	20		
6/24	BLT Program; Wall EEA Planning Mtg, Fashion Show errands	55		
6/25	County Fashion Show	20		
6/26	Christoval EEA Planning Meeting	48		
6/27	Liveoak EEA Planning Meeting; BSSF Program	35		
6/30	Diabetes Program	16		
		416		

Other expenses (list)

I hereby certify this is a true and correct report of activities, travel and other expenses incurred by me in performance of official duties for the month shown.

DATE: JULY 2, 2003		NAME: Kelly L. Ahrens		
CURRENT MONTHS CONTACTS				
TELEPHONE	OFFICE	SITE CONTACTS	NEWS ARTICLES	NEWSLETTERS
108	57	410		76
RADIO	TELEVISION	MAIL/EMAIL	PROGRAMS	TOTAL
		64	15=228	715

MAJOR PLANS FOR NEXT MONTH: July 2003	
DATE	ACTIVITY
7/1	BLT Program
7/4	July 4 th Holiday-Extension Office Closed
7/7	Jr. Fashion Show meeting
7/8	EEA Planning Meeting for State Conference/Camp
7/9	Santa Fe Crossing Program
7/15	District Fashion Show
7/21	Migrant Education Program
7/22	Migrant Education Program
7/29	Benefits Meeting with PA

INTEROFFICE MEMORANDUM

TO: JUDGE MIKE BROWN, COMMISSIONERS' COURT
FROM: JOHNNY GRIMALDO PURCHASING AGENT
SUBJECT: ANNUAL FIXED ASSET INVENTORY
DATE: 6/30/2003
CC: COUNTY AUDITOR STAN LILES

Attached is a copy of the Departmental Inventory Totals for 2002-2003 Fixed Assets.

Purchasing Dept. personnel inventoried the following Departments; Sheriff Dept., Parks Dept., Extension Dept., Indigent Health, and JP#3 with no discrepancies found. JP# 2 was also inventoried by the Auditor's office, with no discrepancies found.

The following page(s) is a list of items not found during Departmental Inventories.

**Department Total
Fiscal Inventory 2002-2003**

DEPARTMENT	BLDG & IMPROV	LAND	EQUIPMENT
01-Commissioners' Court	\$ 1,594,721.00	\$ 11,180.00	\$ 18,558.00
02-Purchasing			\$ 20,957.18
03-County Clerk			\$ 235,755.96
04-Risk Management			\$ 600.00
05-Veterans			\$ 35,364.12
06-Collections			\$ 1,865.99
07-Personel			\$ 8,927.68
08-Information Tech			\$ 497,565.77
09-Non Department		\$ 150,787.50	\$ 14,296.09
11-County Judge			\$ 6,111.95
12-District Court			\$ 78,901.51
13-District Attorney			\$ 39,955.17
14-District Clerk			\$ 158,797.64
15-JP# 1			\$ 8,306.96
16-JP# 2			\$ 9,963.55
17-JP# 3			\$ 11,504.97
18-JP# 4			\$ 5,722.16
20-County Court at Law			\$ 4,835.00
21-County Court at Law 2			\$ 17,716.93
25-County Attorney			\$ 57,398.50
27-Domestic Vio Prosecu			
28-Crisis Intervention Unit			\$ 2,879.02
30-Elections			\$ 139,288.97
32-Juvenile Accountability			\$ 20,254.00
35-County Auditor			\$ 16,865.13
36-Treasurer			\$ 27,732.96
37-Tax Assessor Collector			\$ 19,650.23
42-County Detention Facility	\$ 19,822,787.80	\$ 766,044.55	\$ 129,211.88
43-Juvenile Detention			\$ 24,918.68
44-Juvenile Detention Facility	\$ 2,891,602.00	\$ 124,602.00	\$ 650.00
46-Volunteer Fire			\$ 2,580.00
47-Volunteer Fire			\$ 3,870.00
48-Volunteer Fire			\$ 1,290.00
50-Constable Pct. # 1			\$ 1,754.00
51-Constable Pct. # 2			\$ 899.00
52-Constable Pct. # 3			\$ 3,357.00
53-Constable Pct. # 4			\$ 482.00
54-Sheriff			\$ 1,157,320.18
55-Adult Probation			\$ 70,343.24
56-Juvenile Probation			\$ 342,930.85
58-Mental Health Unit			\$ 40,916.00
60-Environmental Protection			\$ 995.00
61-Solid Waste		\$ 97,146.00	\$ 107,886.00
70-Vehicle Maint.	\$ 308,157.00	\$ 3,500.00	\$ 68,957.83
75-Health Department			
78-Indigent Health			\$ 8,649.00
80-Library	\$ 75,241.00		\$ 470,915.70
81-Parks	\$ 1,374.63	\$ 479,250.00	\$ 151,700.15

84-RKR PADF Operations	\$ 2,055,453.00		\$ 21,451.00
90-Extensioin			\$ 42,938.43
95-Tax Appraisal			\$ 186.00
119-County Courts			\$ 1,141.99
133-Bell Street Building			\$ 59,781.00
136-Building Maint.			\$ 110,046.45
138-Housekeeping			\$ 38,487.90
139-Court Street Annex	\$ 888,844.00		\$ 1,951.99
140-Court House Bldg.	\$ 3,115,525.51	\$ 324,553.00	\$ 19,717.00
141-Keyes Bldg.	\$ 1,822,910.40	\$ 711,097.00	\$ 1,630.00
142-Jail Building			
143-Alternative Incarceration			\$ 1,375.00
198-R&B 1-3	\$ 9,775.00	\$ 16,600.00	\$ 1,647,288.44
199-R&B 2-4	\$ 29,325.00		\$ 1,774,402.52
200-County Wide			\$ 513,069.74
203-Law Library	\$ 70,212.00	\$ 10,000.00	
261-DWI Step Program			\$ 6,020.00
276-Parol Services			\$ 21,147.00
284-Post Adj. Juvenile			\$ 13,345.60
995-prior years missing inventory			\$ 2,345.65
997-Surplus			\$ 116,206.33
998-Disposed			\$ 13,150.00
SUBTOTAL	\$ 32,685,928.34	\$ 2,694,760.05	\$ 8,455,083.99
TOTAL	\$ 32,685,928.34	\$ 2,694,760.05	\$ 8,455,083.99
GRAND TOTAL			\$ 43,835,772.38

Items Not found in the Annual Fixed Asset Inventory
25-Jun-03
DEPT 54-Sheriff

Tag	Description	serial#	Location
1337	File Cabinet 3 drw Letter		veh. Storage
1339	File Cabinet 8 roller shelves		files
3827	coat rack		smith
5114	typewriter ibm selectricIII 4423007	4423007	Dare
7859	recorder panasonic nv-8420 w/ mic		video rm
8039	camera olympus	1310954	
8520	Walkie Talkie GE	#1	junked
8521	Walkie Talkie GE	#2	junked
8522	Walkie Talkie GE	#3	junked
8525	Walkie Talkie GE	#4	junked
8526	Walkie Talkie GE	#6	junked
8527	Walkie Talkie GE	#7	junked
8692	Walkie Talkie midland 70-145bmx	2093013	allen
8694	Walkie Talkie midland 70-145bmx	2092925	archives
8695	Walkie Talkie midland 70-145bmx	2093015	dickson
8697	Walkie Talkie midland 70-145bmx	2092919	camelbeek
8699	Walkie Talkie midland 70-145bmx	2093012	manning
8701	Walkie Talkie midland 70-145bmx	2092916	b. moore
8702	Walkie Talkie midland 70-145bmx	2092958	cortez
8703	Walkie Talkie midland 70-145bmx	2092920	massey
8705	Walkie Talkie midland 70-145bmx	2092956	

Tag	Description	serial#	Location
9085	Walkie Talkie midland 70-145bmx	3043658	b. moore
9087	Walkie Talkie midland 70-145bmx	3043656	counts
9088	Walkie Talkie midland 70-145bmx	3043651	mild
9184	desk w/ R return		pam
9511	walkie talkie	3093804	lawrence
9513	walkie talkie	3093806	t. baldwin
9514	walkie talkie	3093807	j.walker
9548	midland walkie talkie	2123362	
9551	midland walkie talkie	3124041	polanco
9554	midland walkie talkie	4014523	
9581	walkie talkie with charger	4014586	southern
9582	walkie talkie with charger	4014587	r. polanco
9584	walkie talkie with charger	4014589	LT. Soto
9585	walkie talkie with charger	4014590	sailer
9787	olympus 35mm camera 330 Super zoom infinity	1015723	b. ramos
10077	Walkie Talkie midland 70-145bmx	4035083	
10078	Walkie Talkie midland 70-145bmx	4035085	
10079	Walkie Talkie midland 70-145bmx	4035089	
10081	Walkie Talkie midland 70-145bmx	4045283	
10208	optimizer recycler for batteries		McCarty
10243	Infra red Light(life Finder)		CID
10244	Infra red Light(life Finder)		CID
10570	Decatur Radar Unit	79740a,402b,4024	M.Mager
10571	Bee Radar Unit MPH	46181, 46484, 46183	Barry Moore

Tag	Description	serial#	Location
10573	Decatur Radar Unit	30374a,4720, 4378	Faison
10574	Kustom radar unit hawk model	hh2222,la1466,La1458	a.Lopez
10576	Decatur Radar Unit handheld	346	office
10749	chair with arms Blue		Sheriff
10871	Body Armour		
10872	Body Armour		g.davis
10873	Body Armour		lawrence
10874	Body Armour		gray
10875	Body Armour		nunez
10876	Body Armour		hamilton
10877	Body Armour		m.moore
10878	Body Armour		mcneely
10879	Body Armour		McCarty
10880	Body Armour		baker
10881	Body Armour		williams
10882	Body Armour		rychlik
10883	Body Armour		balderas
10884	Body Armour		soto
10885	Body Armour		sailer
10886	Body Armour		martin
10887	Body Armour		ybarra
10888	Body Armour		allen
10889	Body Armour		ramos
10890	Body Armour		storeroom

Tag	Description	serial#	Location
10891	Body Armour		storeroom
10892	Body Armour		r.sanders
10893	Body Armour		goetz
10894	Body Armour		manning
10895	Body Armour		smith
10896	Body Armour		monty moore
10897	Body Armour		cortez
10898	Body Armour		storeroom
10899	Body Armour		dispatch
10900	Body Armour		mohler
10901	Body Armour		camelbeek
10902	Body Armour		Hester
10903	Body Armour		counts
10904	Body Armour		sikes
10905	Body Armour		faison
10906	Body Armour		mild
11492	mobile Video power system		DWI Camera
11495	JVC Compete in car video system		DWI Camera
11825	Leupold Scope 3 1/2 to 10 power	264259E	Sheriff
11847	L return desk		Alvie
12455	panasonic multi-line phone	8i002263	r.sanders
12488	Safari Land Body Armour		monty moore
12491	Safari Land Body Armour		Hester
12493	Safari Land Body Armour		hicks

Tag	Description	serial#	Location
12494	Safari Land Body Armour		
12497	Safari Land Body Armour		cortez
12503	Safari Land Body Armour		ray rich
12506	Safari Land Body Armour		brooks
12507	Safari Land Body Armour		sikes
12518	Safari Land Body Armour		sciteren
12522	Safari Land Body Armour		smith
12523	Safari Land Body Armour		camelbeek
12524	Safari Land Body Armour		T. Southern
12530	Safari Land Body Armour		r.massey
12562	6ft workstation		swick
12580	panasonic DSS Console		Dispatch
12665	Leopold Vari-XIII 4.5x 14 AO Tctical Rifle Scope		m.mager
12666	Leopold Vari-XIII 4.5x 14 AO Tctical Rifle Scope		sheriff
12667	Leopold Vari-XIII 4.5x 14 AO Tctical Rifle Scope		sheriff
12766	Safari Land Body Armour		
12767	Safari Land Body Armour		
12768	Safari Land Body Armour		
12849	Viper Police Interceptor in car Camera System		Fasion
12925	MPH Bee model 36 series A Radar		J.Manning
12927	MPH Bee model 36 series A Radar		johnny walker

Dept 011-County Judge

Tag	Description	Serial #	Location
612	FILE CABINET 4 DRAW LEGAL W/ LOCK		ILMA
615	FILE CABINET 4 DRAW LEGAL W/LOCK		
5119	FILE CABINET 4 DRAW LEGAL		
8406	SAFE 4 DRAWER/FILE CABINET		
12664	L SHAPE CORNER		ILMA

Lost During Move- will try to locate within the year.

Dept. 012-Dist.Court

Tag	Description	Serial #	Location
3873	DESK EXECUTIVE		
5872	BENCH 57" LONG		
5874	BENCH 168" LONG		
6610	TYPEWRITER IBM		
6655	TABLE 36" X 72" W/		
6656	TABLE 96" X 42" W/		
7080	FILE MOBILE PENDAFLEX		
7081	FILE MOBILE		
7267	FILE CABINET 2 DRAW		
7376	TABLE METAL 24 X 36		
8403	BOOK CASE		
9903	DESK EXEC GREEN		
9904	CHAIR W/ ARMS		
9905	CHAIR W/ ARMS		

Tag	Description	Serial #	Location
9906	CHAIR W/ ARMS		
10279	FILE CABINET 4 DRWR		
10283	FILE CABINET 4 DRWR		
10285	FILE CABINET 4 DRWR		
10712	CHAIR LEATHER BACK		
10752	CHAIR OAK W/ ARMS		
10764	CHAIR W/ ARMS WOOD		
10828	COMPUTER DESK		
10829	COMPUTER DESK		
10830	COMPUTER DESK		
10831	COMPUTER DESK		
10850	TABLE FOR CRT RPTR		
10851	HI BACK EXECE CHAIR		
11025	4 DRWR LEGAL FILE		
11027	4 DRWR LEGAL FILE		
11240	NITSUKO MULTI-LINE		
11241	NITSUKO MULTI-LINE		
11242	NITSUKO MULTI-LINE		
11243	NITSUKO MULTI-LINE		
11244	NITSUKO MULTI-LINE		
11245	NITSUKO MULTI-LINE		
12027	OPTIQUEST 15" MONITOR		
12537	RADIO SHACK 2LINE SPEAKER PHONE		
12538	RADIO SHACK 2LINE SPEAKER PHONE		

Tag	Description	serial#	Location
12646	POWER SUPPLIES AUDIO		
12647	POWER SUPPLIES AUDIO		
12648	POWER SUPPLIES AUDIO		
12649	GRAPHIC EQUALIZER		
12851	BROWN LEATHER STEEL CASE		
*NO EXPLANATION ON WHERE ITEMS MAY BE.			

Dept 014-Dist Clerk

Tag	Description	serial#	Location
10515	Computer Work Station		
given to Constables			
11232	Nitsuko Multi-Line Phone		
11234	Nitsuko Multi-Line Phone		
replaced w/new phones			

Dept.021 Court at Law II

Tag	Description	serial#	Location
	168 METAL STAND FOR PRINTER		
	182 GATEWAY 2000 MONITOR		
	5928 BENCH 102"		
	5929 BENCH 102"		
	5930 BENCH 102"		
	5931 BENCH 102"		
	5932 BENCH 102"		
	5933 BENCH 102"		
	5934 BENCH 102"		
	5935 BENCH 102"		
	5946 TABLE WOOD 36" X 24"		
	5949 TABLE 36" X 96"		
	5951 TABLE 30" X 47"		
	5952 TABLE 36" X 96"		
	5953 TABLE 36" X 72"		
	6920 DESK STENOGRAPHIC LEFT PEDESTAL		
	6969 BENCH 50" LONG		
	10041 CHAIR STENO		
	10415 CHAIR EXECUTIVE		
	10857 PANASONIC HYBRID		
	10858 PANASONIC HYBRID		
	11895 DSC COD 400 CHIP TYPE CAMERA		
	11896 DSC COD 400 CHIP TYPE CAMERA		

Tag	Description	serial#	Location
11897	3.8MM TO 8MM		
11898	3.8MM TO 8MM		
11901	SONY TIME LAPSE RECORDER SVT 3050		
11902	MICROPHONE LOURVE		
11903	MICROPHONE LOURVE		
11906	LOUROE ELECTONICS A/B SWITCHER		
11907	MV 87 ROBOT 4		
12030	OPTIQUEST 15"		
12079	PREBUILT COMPUTER		
12256	COLOR PRINTER		
12482	HUTCH		

Lost During Move- will try to locate.....

Tag	Description	serial#	Location
5170	TABLE METAL 18" X 68"		
5358	Desk w/Left Return		
5709	Table Coffee		
6030	Bookcase		
6038	Bookcase		
6046	Bookcase		
9663	Table		
11124	Walkie Talkie		
11127	Walkie Talkie		
11131	Walkie Talkie Chargers		

Tag	Description	serial#	Location
-----	-------------	---------	----------

11684 Desk w/Left Return

Lost during Move- will try to locate

Dept. 042 Jail

Tag	Description	serial#	Location
-----	-------------	---------	----------

243 Storage Cabinet

1577 Desk Single pedestal

6664 3x5 file cabinet

9948 stool Blue

9950 stool Blue

9952 Blue Chair

9953 Blue Chair

9955 Blue Chair

9957 Blue Chair

9960 Blue Chair

10965 sp50 radio

10966 sp50 radio

10969 sp50 radio

11034 sp50 radio

12012 prebuilt comp

12685 Custom Built Comp

12690 Custom Built Comp

Could not Find

Dept. 043 Juv. Detention

Tag	Description	serial#	Location
-----	-------------	---------	----------

12333 Panasonic Multi-Line Phone

12341 Panasonic Multi-Line Phone

could not find

Dept. 050 Const. 1

Tag	Description	serial#	Location
-----	-------------	---------	----------

1153 Bookcase wood 4 shelves

lost in move

Dept. 080 Env. Health

Tag	Description	serial#	Location
-----	-------------	---------	----------

3909 Chair wood w/ arms

4224 Chair lounge

11625 Mega Image 14" Monitor

12044 OptiQuest Monitor 15"

12713 Cust. Built Computer

could not locate

2003 Auction Items

ITEMS		TAGS
Vehicles		
91 Caprice VIN: 1G1BL53E1MR142940 Mileage: 132042		TAG #: 10975
92 Crown Victoria VIN: 2FACP72W0NX214634 Mileage: 189005		TAG #: 08422
92 Crown Victoria VIN: 2FACP72W9NX214633 Mileage: 180510		TAG #: 08420
92 Crown Victoria VIN: 2FACP72W9NX220495 Mileage: 124816		TAG #: 10247
93 Ford E350 Van VIN: 1FBJS31M5PHB31278 Mileage: 384380		TAG #: 11805
1977 Dodge 1 1/4 Ton Cargo Pickup		9575
1977 Ferguson Pneumatic		Tag #: 2408
Grader Tires	amount	6
93 Chevy 3500 Series Crew Cab VIN: 1GCGC33K7PJ383234 Mileage: 195847.2		9505
IBM Selectric II		4144
IBM Selectric II		3447
IBM Selectric II		6595
Lathem Time Clock		11251
Sharp CS-2167 Calculator		3411
Sharp CS-2850 Compet Calculator		8793
Multiline Phone		9170
Panasonic KX F90		9480
Brother Intelifax 1270		11653
Panasonic Telephone Multiline		138
Panasonic Telephone Multiline w/LCD		137
Maytag Dryer		10353
Bell & Howell Reader Microfiche		1424
Minolta Microfilm Reader		9162
File Microfiche 8 Dr		6010
Data		
Custom Built Computers		13016
Custom Built Computers		13005
Custom Built Computers		12043
Custom Built Computers		13006
Custom Built Computers		13021
Custom Built Computers		13004
Custom Built Computers		13261

Custom Built Computers		13010
Custom Built Computers		13007
Custom Built Computers		12837
Custom Built Computers		12111
Custom Built Computers		11779
Custom Built Computers		13153
Custom Built Computers		12877
Custom Built Computers		12041
Custom Built Computers		11774
Custom Built Computers		12001
Custom Built Computers		13009
Custom Built Computers		13002
Custom Built Computers		12695
Custom Built Computers		12681
Custom Built Computers		11776
Custom Built Computers		12602
Custom Built Computers		12605
Custom Built Computers		12606
Custom Built Computers		12857
Custom Built Computers		12680
Custom Built Computers		13008
Custom Built Computers		12894
Custom Built Computers		12066
Custom Built Computers		12155
Custom Built Computers		13020
Custom Built Computers		12061
Custom Built Computers		13228
Custom Built Computers		12735
Custom Built Computers		13012
Custom Built Computers		12736
Custom Built Computers		12476
Custom Built Computers		12475
Custom Built Computers		12009
Custom Built Computers		12996
Custom Built Computers		12004
Custom Built Computers		12995
Custom Built Computers		13154
Custom Built Computers		12661
Custom Built Computers		12896
Custom Built Computers		12895
Custom Built Computers		12659
Custom Built Computers		11559

Custom Built Computers		13024
Custom Built Computers		12127
Custom Built Computers		12688
Custom Built Computers		12063
Custom Built Computers		13023
Custom Built Computers		12104
Custom Built Computers		12098
Custom Built Computers		12090
Custom Built Computers		12879
Custom Built Computers		12175
Custom Built Computers		12140
Custom Built Computers		12094
Custom Built Computers		12142
Custom Built Computers		12866
Custom Built Computers		12105
Custom Built Computers		13037
Custom Built Computers		13231
Custom Built Computers		12660
Custom Built Computers		13019
Custom Built Computers		13036
Custom Built Computers		12162
Custom Built Computers		12081
Custom Built Computers		12166
Custom Built Computers		12153
Custom Built Computers		12082
Custom Built Computers		12075
Custom Built Computers		13018
Custom Built Computers		13151
Custom Built Computers		12999
Custom Built Computers		12068
Custom Built Computers		12164
Custom Built Computers		12070
Custom Built Computers		12077
Custom Built Computers		11864
Vacuum Clearer Kent 24"		4047
Vacuum Clearer Advance Carpetriever 28"		10921
Desks	amount	3
(3) Blue Steno Chairs		
(3) Four Wheeled Brown Chairs		
(1) Raspberry Secretarial Chair		
(1) High Back Brown Chair		
(1) High Back Maroon Chair		

(1) Grey Computer Chair		
(1) Maroon Steno Chair		
(1) Green & Cream Chair		
(1) Black 4 Wheel Chair		
(1) Brown & Vinyl w/ Arms		
(1) Grey Steno		
Magic Washer		none
Hot Point Washer		none
Computer Monitors		
Compaq Desk		none
Compaq Desk		none
Compaq Desk		none
Card Filling Cabinet		none
Fax Phone		none
High Blood pressure		none
JUVENILE PROBATION:		
1. (1) 20" Sharp TV		TGC # 11255
2. (1) Magnavox VCR		
3. (1) Emerson VCR		
4. (1) Dark Brown Round Table		
5. (5) Maroon & Natural Wood Cushioned Roller Chairs		
6. (2) Brown Office Chair		
7. (1) Brown Maroon Footstool/Coffee Table		
8. (1) Mini Boom Box AM/FM Cassette		
9. (1) Black Chair		
10. (1) Blue Rolling Office Chair		
11. (2) Tan TV/VCR Stands		
12. (2) Light Blue Rolling Office Chair		
13. (1) Rectangular table		
14. (2) Mobile carts (TV/VCR OR COMPUTER)		
15. (1) Brother's type writer and case		
16. (2) Bulletin Boards 4' X 3		
17. (1) Rose Colored Sofa		
18. (4) Brown Cushioned Rolling Chairs		
19. (1) Green Office Chair		
(2) Hospital Beds		
(2) Dentist Chairs & Equipment		

Items To Be Disposed

Vacuum Cleaners

Powr-Flite 16"	7579
Powr-Flite 16"	7583
Powr-Flite 16"	11507
powr-Flite 12"	8136
Sanitaire 12"	9519
Powr-Flite 23"	7588
Phone	799

*Maintenance and Data departments have not sent final copy.

JUNE 2003
FY 2003 TGC SOLID WASTE REPORT
7/11/2003

WALL

DATE	9-10am	10-11am	11-12am	12-1pm	TOTAL	CUSTOMERS
JUNE 7	0	0	0	0	0	0
JUNE 14	0	0	0	0	0	0
JUNE 21	0	0	0	0	0	0
JUNE 28	1/\$10	1/\$10	0	0	\$20	2

Salary (\$6.15 hr)	-\$98.40	WALL	JUN 02	JUN 2003	FY '03 TO DATE	SAME PERIOD FY02
Duncan Disposal	-\$137.67	Expense	-\$330.50	-\$317.42	-\$2,936.39	-\$3,184.82
Reliant Acct.2385599 METER # 96328571	-\$13.04	Revenue	<u>\$50.00</u>	<u>\$20.00</u>	<u>\$480.00</u>	<u>\$810.00</u>
Cellular Phone	-\$ 17.95	Loss	-\$280.50	-\$297.42	-\$2,456.39	-\$2,374.82
Mrs. Its (land)	<u>-\$ 50.00</u>					
Total Expense	-317.42					

CHRISTOVAL

DATE	11-12	12-1	1-2	2-3	3-4	4-5	TOTAL	Customers
JUNE 7	1/40	0	1/40	0	0		\$80	2
JUNE 14	1/10	0	0	0	0	1/30	\$40	2
JUNE 21	3/67	0	1/30	1/10	0	0	\$107	5
JUNE 28	0	0	0	1/10	0	3/87	\$97	4

Salary (\$6.15 hr)	-\$147.60	CHRISTOVAL	JUN 02	JUN 2003	FY '03 TO DATE	SAME PERIOD FY02
Duncan Disposal	-\$116.62	EXP	-\$535.01	-\$296.90	-\$3,881.90	-\$4,439.92
Reliant Acct # 2385566 Meter #84866129	-\$14.73	REV	<u>\$262.00</u>	<u>\$324.00</u>	<u>\$2,047.00</u>	<u>\$2,623.00</u>
Cellular Phone	<u>-\$17.95</u>	LOSS	-\$273.01	\$27.10	\$1,834.90	-\$1,816.92
Total Expense	-\$296.90					

GRAPE CREEK

DATE	9-10	10-11	11-12	12-1	1-2	2-3	3-4	4-5	TOTAL	Customers
JUNE 7	3/67	2/30	0	0	1/10	2/20	1/10	1/10	\$147	10
JUNE 14	4/77	4/60	0	1/10	0	2/30	1/20	1/20	\$217	13
JUNE 21	5/94	3/67	2/47	1/10	2/40	0	2/40	5-57	\$271	14
JUNE 28	5/97	3/57	2/40	0	1/27	3/50	2/20	2/20	\$331	16

Salary (\$6.15 hr)	-\$221.40	GRAPE CREEK	JUN 02	JUN 2003	FY '03 TO DATE	SAME PERIOD FY02
Duncan Disposal	-\$1,434.66	Expense	-\$1,705.91	-\$1,695.17	-\$15,404.03	-\$19,062.13
Reliant Acct. #2385605 Meter #21072528	-\$21.19	Revenue	<u>\$1,315.00</u>	<u>\$966.00</u>	<u>\$6,882.00</u>	<u>\$9,917.00</u>
Cellular Phone	-\$ 17.95	LOSS	-\$390.91	-\$729.17	-\$8,522.03	-\$9,145.13
Total Expense	-\$1,695.17					

JUNE 2003 SOLID WASTE COMPARISONS

	JUN. 2002	JUN 2003	FY2003 TO DATE	SAME PERIOD FY02
EXPENSES	-\$2,571.42	-\$2,309.49	-\$22,222.32	-\$26,686.87
REVENUE	<u>\$1,627.00</u>	<u>\$1,310.00</u>	<u>\$9,409.00</u>	<u>\$13,350.00</u>
LOSS TO DATE	-\$944.42	-\$999.49	-\$12,813.32	-\$13,336.87

*Need to consider:
1) Will wall remain open in FY04
2) Rate increase*

CHRISTOVAL VOLUNTEER FIRE DEPT.,INC.
PO Box 193 Christoval,Texas 76935

Serves southern Tom Green County; assists Pecan Creek VFD, Dove Creek VFD , northern Schleicher County and occasionally Irion County.

7 member Board of Directors- Clay Atkins, Pres, Craig Barton-V Pres, and Frances Hill-Sec.-Tres. 896-2376 896-1050
896-2527

10 firefighters-Phillip Mentavo is Fire Chief

Truck Fleet:

- 1 2002 Ford F550 Fast Attact Bursh Truck
- 1 1982 Ford cab-over FTI body pumper
- 2 (1986 \$ 1972) army 21/2 ton trucks with 1100 gal. water tanks each
- 1 1977 GMC Brush truck

Known expenses:

- Libality insurance on 5 trucks--\$1000.00
- Comprehebsive and colision insurance o 2002 truck --\$1,884.00 required bt the Texas Forest Service
- Air time for pagers- \$600.00 per year mim
- Gas- \$500.00 per year min.
- Repairs,tires,etc.?????????
- Building insurance for Fire house and Community Center \$2000.00
- water \$60.00
- phone \$450.00
- utilities approx. \$50.00 per month

Income

- Tom Green County \$4000.00
- Donations and fundraisers

The CVFD Fire Trucks average 1 or 2 runs per week year around

**Roy K. Robb Post-Adjudication Facility
Report
July 22, 2003**

- ◆ 32 Residents
- ◆ 15 Summer & 17 Long Term Residents
- ◆ At this time, 2 of 15 summer residents are staying 3-5 months after Aug. 15
- ◆ 3 referrals—long term
 - ◆ Tom Green
 - ◆ Andrews
 - ◆ Midland
- ◆ 6 Tom Green County—Summer Residents
- ◆ 2 Tom Green County—Long Term Residents
- ◆ Loosing 2 stand-by staff
- ◆ Lost 1 full-time JCO
- ◆ For the period Beginning April 30 through June 30--
Expenditures paid through June 30--\$166,676
- ◆ For the period Beginning April 30 through June 30--
Revenue collected through June 30--\$223,519
- ◆ Gain--\$56,843

PROCLAMATION

WHEREAS, *Domestic violence is a system of behaviors that includes physical, emotional, verbal, sexual, and economic abuse and is used to establish and maintain control; and*

WHEREAS, *Domestic violence is cyclical in nature, as well as intergenerational, and severely affects every family member, including the elderly and children of all ages; and*

WHEREAS, *The impact of domestic violence is widespread and is not confined to any group of groups or people, but crosses all socioeconomic, cultural, racial, and religious boundaries; and*

WHEREAS, *The crime of domestic violence violates a person's privacy, dignity, security, and humanity; and*

WHEREAS, *Children are the future of our community, and children who grow up in homes where there is violence are more likely to become victims or perpetrators; and*


WHEREAS, *Domestic violence continues to be a critical issue in our nation and in our community; and*

WHEREAS, *All of us share the responsibility to end domestic violence; and*

NOW THEREFORE, I, Judge Michael D. Brown, County Judge of Tom Green County, Texas, on behalf of the County Commissioners Court, do hereby proclaim Tom Green County to be a

DOMESTIC VIOLENCE FREE ZONE

in Tom Green County, Texas, and encourage all citizens to become aware and pursue safety and the good welfare of every family within our community.



IN WITNESS WHEREOF, I have
Hereunto set my hand and caused
the Seal of the County to be affixed
this 22nd day of July, 2003.

TOM GREEN COUNTY

Michael D. Brown
Michael D. Brown, County Judge

STATE OF TEXAS
TOM GREEN COUNTY


AMENDMENT OF JUDGES AND POLLING PLACE LOCATIONS


Precinct # And Name	Presiding Judge	Alternate Judge
124, 156 & 157 – Blackshear School	Betty Andrews	
319, 350 & 352 – The Heights (changed in court on 7/8/03)		
402, 432 – St. Luke’s Methodist Church (changed in court on 7/8/03)		
429, 442 – Calvary Lutheran Church (changed in court on 7/8/03)		
434, 435 – Angelo Civic Theatre (changed in court on 7/8/03)		
459 – Rio Concho Patio Homes, Rec. Room (error on original order)		


These changes amend the Original Order of Appointment For Election Judges and Alternates of July 8, 2003.


It is hereby directed that this order be filed with the clerk of this court and that a copy be given to the custodian of the election records for said county. The Elections Administrator is hereby instructed to send notice of appointment to the amended alternate judges of their appointments for a one year term beginning August 1, 2003 and ending July 31, 2004 as stated in accordance with Texas Election Code. Ann. Subsection 32.009, (Vernon, 1986).

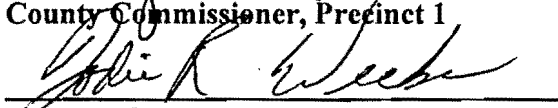
Signed this 22 day of July, 2003.


County Judge


County Commissioner, Precinct 2


County Commissioner, Precinct 4


County Commissioner, Precinct 1


County Commissioner, Precinct 3

**RESOLUTION TO AUTHORIZE THE
COUNTY ATTORNEY
TO APPLY TO THE OFFICE OF THE ATTORNEY
GENERAL FOR A GRANT TO FUND THE
DOMESTIC VIOLENCE PROSECUTION UNIT**


WHEREAS, The Tom Green County Commissioners Court finds it in the best interests of the citizens of Tom Green County, that the Victim Assistance Coordinator Program be operated for the 2004 and 2005 grant years; and

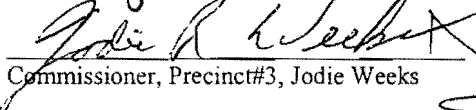
WHEREAS, the Tom Green County Commissioners Court has considered the proposed application for state assistance for said project, in the amount of \$104,660.00 to be submitted to the Office of the Attorney General; and


WHEREAS, the Tom Green County Commissioners Court agrees to not use the existence of an award to offset or decrease total salaries, expenses, and allowances that the Victim Assistance Coordinator receives from Tom Green County at or after the time the grant is awarded; and


WHEREAS, Tom Green County Commissioners Court has agreed that in the event of loss or misuse of OAG funds, Tom Green County Commissioners Court assures that the funds will be returned to OAG in full.


NOW THEREFORE, BE IT RESOLVED that Tom Green County Commissioners Court approves submission of the grant application for the Victim Assistance Coordinator Program to the Office of the Attorney General in the amount of \$104,660.00 and additionally appoint Michael D. Brown as authorized representative in connection with the grant application.


Commissioner, Precinct #1, Clayton Frieled


Commissioner, Precinct #3, Jodie Weeks


Commissioner, Precinct #2, Karl Bookter


Commissioner, Precinct #4, Richard Easingwood


County Judge, Michael D. Brown

**RESOLUTION TO AUTHORIZE THE
COUNTY ATTORNEY
TO APPLY TO THE OFFICE OF THE ATTORNEY
GENERAL FOR A GRANT TO FUND THE
VICTIM ASSISTANCE COORDINATOR**


WHEREAS, The Tom Green County Commissioners Court finds it in the best interests of the citizens of Tom Green County, that the Victim Assistance Coordinator Program be operated for the 2004 and 2005 grant years; and


WHEREAS, the Tom Green County Commissioners Court has considered the proposed application for state assistance for said project, in the amount of \$83,740.00 to be submitted to the Office of the Attorney General; and


WHEREAS, the Tom Green County Commissioners Court agrees to not use the existence of an award to offset or decrease total salaries, expenses, and allowances that the Victim Assistance Coordinator receives from Tom Green County at or after the time the grant is awarded; and


WHEREAS, Tom Green County Commissioners Court has agreed that in the event of loss or misuse of OAG funds, Tom Green County Commissioners Court assures that the funds will be returned to OAG in full.

NOW THEREFORE, BE IT RESOLVED that Tom Green County Commissioners Court approves submission of the grant application for the Victim Assistance Coordinator Program to the Office of the Attorney General in the amount of \$83,740.00 and additionally appoint Michael D. Brown as authorized representative in connection with the grant application.


Commissioner, Precinct #1, Clayton Friend


Commissioner, Precinct#3, Jodie Weeks


Commissioner, Precinct #2, Karl Bookter


Commissioner, Precinct #4, Richard Easingwood


County Judge, Michael D. Brown



Dianna Spieker
Tom Green County Treasurer


FY 2003 Monthly Report
June 2003

THE STATE OF TEXAS ()

COUNTY OF TOM GREEN ()


Before me, the undersigned authority, on this day personally appeared Dianna Spieker, County Treasurer of Tom Green County, Texas, who being fully sworn, upon oath says that the within and foregoing report is true and correct to the best of her knowledge.


Filed with accompanying vouchers this the 22 day of July 2003


Dianna Spieker, County Treasurer, Tom Green County

TOM GREEN COUNTY, TEXAS

Subscribed and sworn to before me on this the 22 day of July 2003




Elizabeth McGill, County Clerk, Tom Green County

Examined, accepted in open Commissioners' Court this the 22 day of July 2003


Presiding Officer, Commissioners' County

Tom Green County
Fund Recap Report

1) Recap. Report

2

DEPOSIT REPORT PAGE 1 OF 3

#	FUND	May-03 BANK DEPOSITS	Jun-03 BANK DEPOSITS	May-03 MBIA	Jun-03 MBIA	May-03 FM	Jun-03 FM	May-03 SECURITIES	Jun-03 SECURITIES	May-03 TOTAL	Jun-03 TOTAL	Difference
001	GENERAL	843,177.17	101,899.81	3,908,220.76	3,911,924.95	3,545,799.95	3,548,846.57	996,982.76	996,982.76	9,294,180.64	8,559,654.09	(734,526.55)
001	Card Account	0.00	0.00							0.00	0.00	0.00
005	R&B #1&3	181,336.38	111,734.23	325,102.94	325,411.27					506,439.32	437,145.50	(69,293.82)
006	R&B #2&4	233,740.79	193,840.12	644,890.85	645,502.47					878,631.64	839,342.59	(39,289.05)
009	CAFE	3,028.34	5,106.14							3,028.34	5,106.14	2,077.80
010	CO. LAW LIBR.	2,132.69	2,226.75	5,651.82	5,657.18	56,765.47	61,813.57			64,549.98	69,697.50	5,147.52
011	ZP-CAFE	2,500.00	2,500.00							2,500.00	2,500.00	0.00
012	JCTF	29,867.37	2,395.43	25,302.09	55,326.09					55,169.46	57,721.52	2,552.06
014	LIBR/HUGHES	22,366.26	2,445.83	1,546.97	1,548.44	444,369.69	464,746.19			468,282.92	468,740.46	457.54
015	LIBR DONATE	2,335.18	1,133.66	57,916.29	57,971.22					60,251.47	59,104.88	(1,146.59)
017	DC/RM	682.69	1,542.94	13,594.44	7,607.33					14,277.13	9,150.27	(5,126.86)
018	CRTHSE SEC	21,986.22	6,221.80	142,958.53	163,094.11					164,944.75	169,315.91	4,371.16
019	CC/RM	18,847.20	1,526.74	18,886.88	38,904.79					37,734.08	40,431.53	2,697.45
020	LIBR MISC	6,784.81	2,373.70	38,166.46	44,202.66					44,951.27	46,576.36	1,625.09
021	CIP DONATE	4,267.11	4,829.69							4,267.11	4,829.69	562.58
022	BATES	8,929.40	961.24	30.27	30.30	70,833.52	78,893.54			79,793.19	79,885.08	91.89
025	GLP	110.00	110.39	10,066.36	10,075.91					10,176.36	10,186.30	9.94
027	TCDP	0.00	0.00							0.00	0.00	0.00
030	CC PRESERV	16,403.07	3,674.80	21,049.50	35,069.46					37,452.57	38,744.26	1,291.69
031	UNINSURED	32.16	32.27	6,966.16	6,972.77					6,998.32	7,005.04	6.72
038	WASTEWATER	1,363.82	1,523.82							1,363.82	1,523.82	160.00
039	'94 I&S	23,189.98	2,681.80			16,411.42	44,425.50			39,601.40	47,107.30	7,505.90
045	CO ATTY	25,440.12	25,676.77							25,440.12	25,676.77	236.65
047	JURY DONATE	240.00	240.00							240.00	240.00	0.00
048	ELECT CNTRCT	8,693.39	9,131.23							8,693.39	9,131.23	437.84
049	JE/CO JUDGE	633.12	785.06							633.12	785.06	151.94
050	51ST D.A. ST	11,460.70	10,489.80							11,460.70	10,489.80	(970.90)
051	LATERAL RDS	33,242.58	25,279.54							33,242.58	25,279.54	(7,963.04)
052	51ST D.A.	9,811.23	10,293.86							9,811.23	10,293.86	482.63
053	'95 CONSTR	201,872.24	195,874.44							201,872.24	195,874.44	(5,997.80)
054	'95 I&S	(9,102.48)	(4,500.31)							(9,102.48)	(4,500.31)	4,602.17
055	119TH DA ST	5,930.65	7,897.70							5,930.65	7,897.70	1,967.05
057	119TH DA DPS	1,457.49	819.03							1,457.49	819.03	(638.46)
058	119TH DA SPEC	10,638.81	10,621.94							10,638.81	10,621.94	(16.87)
059	PARKS	51.12	51.30							51.12	51.30	0.18
060	CVCA	16,002.88	6,924.07	12,432.02	36,432.02					28,434.90	43,356.09	14,921.19
061	OJP	630.25	632.50	1,931.22	1,933.05					2,561.47	2,565.55	4.08
062	CHAP	21,626.61	21,653.34							21,626.61	21,653.34	26.73
063	TAIP/CSC GRNT	56,671.95	113,131.97							56,671.95	113,131.97	56,460.02
064	D T.P.	7,382.95	19,912.54							7,382.95	19,912.54	12,529.59
065	CSCD	196,109.82	371,687.88							196,109.82	371,687.88	175,578.06
066	CRTC	101,961.12	308,522.76							101,961.12	308,522.76	206,561.64

VOL. 77 Pg. 5533

DEPOSIT REPORT PAGE 2 OF 3

#	FUND	May-03 BANK DEPOSITS	Jun-03 BANK DEPOSITS	May-03 MBIA	Jun-03 MBIA	May-03 FM	Jun-03 FM	May-03 SECURITIES	Jun-03 SECURITIES	May-03 TOTAL	Jun-03 TOTAL	Difference
067	CCP	(5,313.42)	55,897.66							(5,313.42)	55,897.66	61,211.08
068	ARREST FEES	2,719.88	1,080.33	746.55	4,346.55					3,466.43	5,426.88	1,960.45
070	JE	2,170.09	1,216.67	761.88	3,261.88					2,931.97	4,478.55	1,546.58
071	ST & MPL FEES	4,667.31	4,686.16	14,968.19	24,968.19					19,635.50	29,654.35	10,018.85
072	CCC	18,903.91	7,508.98	14,806.09	43,806.09					33,710.00	51,315.07	17,605.07
073	GRAFFITI	395.00	396.39							395.00	396.39	1.39
074	TIME PAYMENTS	1,908.22	(1,321.05)	1,683.86	5,683.86					3,592.08	4,362.81	770.73
075	V.C.S.O.	3,882.86	4,004.85							3,882.86	4,004.85	121.99
076	EMPL ENRICH	5,704.94	7,102.05							5,704.94	7,102.05	1,397.11
077	FUGITIVE	5,557.43	2,435.89	1,855.02	8,855.02					7,412.45	11,290.91	3,878.46
078	INDIGENT	2,246.52	874.52	220.48	3,220.48					2,467.00	4,095.00	1,628.00
079	JCD	714.05	1,084.17							714.05	1,084.17	370.12
081	CMI	648.66	1,001.22							648.66	1,001.22	352.56
082	JUDICIAL-Dist/JP	10,755.22	11,033.59							10,755.22	11,033.59	278.37
083	JUDICIAL-CCL's	3,104.12	3,233.49							3,104.12	3,233.49	129.37
084	JDF	87,509.50	87,587.96							87,509.50	87,587.96	78.46
088	CHILD TRUST	3,283.00	5,369.50							3,283.00	5,369.50	2,086.50
094	EFTPS	0.00	0.00							0.00	0.00	0.00
095	PAYROLL	6,330.93	6,431.98							6,330.93	6,431.98	101.05
096	C@L EXCESS	778.14	641.25							778.14	641.25	(136.89)
097	LEOSE/Sheriff	10,596.67	634.37	3,008.68	13,011.53					13,605.35	13,645.90	40.55
098	CRSFF	4,102.00	4,441.50							4,102.00	4,441.50	339.50
099	98IS	144,310.23	1,938.65			200,461.57	375,633.49			344,771.80	377,572.14	32,800.34
101	98 TAX IS	2,833.04	438.97			72.37	4,072.43			2,905.41	4,511.40	1,605.99
102	Const 1 LEOSE	2,333.05	2,341.35							2,333.05	2,341.35	8.30
103	Const 2 LEOSE	1,145.94	1,150.02							1,145.94	1,150.02	4.08
104	Const 3 LEOSE	3,357.85	3,369.80							3,357.85	3,369.80	11.95
105	Const 4 LEOSE	2,763.35	2,773.18							2,763.35	2,773.18	9.83
106	Justice Courts	6,813.06	2,423.72	30,521.05	30,550.00					37,334.11	32,973.72	(4,360.39)
109	TCOM	2,707.28	21,638.09							2,707.28	21,638.09	18,930.81
110	JDPF	6,208.44	6,343.56							6,208.44	6,343.56	135.12
111	CJ EXCESS	1,799.72	1,806.33							1,799.72	1,806.33	6.61
112	DNA	50.21	50.39							50.21	50.39	0.18
201	Loanstar Libr	2,149.87	1,083.16							2,149.87	1,083.16	(1,066.71)
202	Trollinger Fund	202,616.91	203,337.70							202,616.91	203,337.70	720.79
203	Lib Expansion	509.73	511.54							509.73	511.54	1.81
301	Landscape	820.19	823.11							820.19	823.11	2.92
401	Sheriff	2,968.53	5,186.81							2,968.53	5,186.81	2,218.28
500	State Aid/Regional	14,389.24	15,449.62							14,389.24	15,449.62	1,060.38
501	Sai Adj-Reg	788.00	350.77							788.00	350.77	(437.23)
502	Com Cor/Reg State	24,188.68	26,624.44							24,188.68	26,624.44	2,435.76

VOL. 77 PG. 554

4

DEPOSIT REPORT PAGE 3 OF 3

#	FUND	May-03 BANK DEPOSITS	Jun-03 BANK DEPOSITS	May-03 MBIA	Jun-03 MBIA	May-03 FM	Jun-03 FM	May-03 SECURITIES	Jun-03 SECURITIES	May-03 TOTAL	Jun-03 TOTAL	Difference
503	Com Cor/Reg	25,228.36	24,703.07							25,228.36	24,703.07	(525.29)
504	IV-E Prog Reg	62,253.51	62,309.33							62,253.51	62,309.33	55.82
505	Res Reg	7,182.27	2,342.45							7,182.27	2,342.45	(4,839.82)
580	AYUDAR Donations	8,261.85	8,269.26							8,261.85	8,269.26	7.41
581	Challenge Grant	(8.88)	0.00							(8.88)	0.00	8.88
582	TYC	110,625.44	107,770.53							110,625.44	107,770.53	(2,854.91)
583	IV-E Program	592,970.88	538,430.72							592,970.88	538,430.72	(54,540.16)
584	Post Adj	37,909.81	37,943.80							37,909.81	37,943.80	33.99
585	AYUDAR-Sub	20,322.64	23,980.09							20,322.64	23,980.09	3,657.45
586	State Aid	28,874.81	66,346.17							28,874.81	66,346.17	37,471.36
587	Comm Corr	28,957.05	46,509.13							28,957.05	46,509.13	17,552.08
588	Sal Adj	5,410.56	7,018.17							5,410.56	7,018.17	1,607.61
589	Fam Preserv	23,733.90	24,736.48							23,733.90	24,736.48	1,002.58
590	Post Adj State	19,294.75	113,411.98							19,294.75	113,411.98	94,117.23
TOTAL		3,688,270.49	3,150,640.45	5,303,285.36	5,485,367.62	4,334,713.99	4,578,431.29	996,982.76	996,982.76	14,323,252.60	14,211,422.12	(111,830.48)
										14,323,252.60	14,211,422.12	(111,830.48)

VOL. 77 pg. 555

Texas State Bank

- 1) Collateral Statement
- 2) Treasurer Daily Balance

6

San Angelo

Mortgage Securities Listing

June 30, 2003

F. 01/01

FHA NO. 3629421011

TEXAS BANK

JUL-16-03 TUE 09:28 AM

ID	Rept	Safekeeping Location	Cusip	Par Description	Cpn	Maturity	Moody	S&P	FIIS	Book	Market	Gain/Loss
5403-Tom Green County												
115	xxx	T.I.B.	313592EX7	2,000,000.00 FNMA NON-CALLABLE	6.50	8/15/2004	Aaa	NR	AFS	2,048,735.25	2,121,152.62	72.4
125	xxx	T.I.B.	3136F2T81	2,000,000.00 FNMA (1X CALL 2/04)	2.38	8/10/2005	x	x	AFS	1,959,576.49	2,007,234.44	7.5
124	xxx	T.I.B.	3128XGUP2	2,000,000.00 FHLMC (1X CALL 1/04)	2.70	1/13/2006	x	x	AFS	2,000,406.93	2,007,750.62	7.3
103	xxx	T.I.B.	3136F0PM8	2,000,000.00 FNMA (1X CALL 7/03)	7.00	7/2/2007	x	x	AFS	2,000,214.40	2,000,588.04	37
129	xxx	T.I.B.	31292UJN5	1,933,747.00 FG # M90805	4.50	4/1/2008	NR	NR	AFS	2,049,153.16	2,062,209.02	13.05
8	xxx	T.I.B.	313510E29	39,859.73 FN COFI# 46053	3.53	3/1/2017	NR	NR	AFS	31,471.85	31,363.23	-10
13	xxx	T.I.B.	31362DP25	24,145.19 FN COFI# 58040	5.20	8/1/2017	NR	NR	AFS	24,145.19	24,688.46	54
53	xxx	T.I.B.	31371HVK17	591,700.65 FN# 252720	7.50	6/1/2029	NR	NR	AFS	589,242.22	628,681.95	39,439
98	xxx	T.I.B.	36273CPL4	677,320.20 G2# 80426	4.50	7/20/2030	NR	NR	AFS	685,032.14	688,420.80	3,388
										11,427,977.65	11,572,089.18	144,111
										Total Deposit Balances		
										0.00		
										Over/Under		
										11,572,089.16		

Updated Copy

Other Reports

DAILY BALANCE

BANK CODE

BANK ACCT

DATE

DAILY
DEPOSITSDAILY
EXPENDITURES

All Funds

Total From Funds

GENO
490202

General (01)

GENO
490202

F/M1&3(05)

GENO
490202

F/M2&4(06)

BAI Fwd	\$0.00	\$0.00	\$14,323,252.60	\$14,323,252.60	\$843,177.17	\$181,336.38	\$233,740.79
BAI Fwd	\$0.00	\$0.00	\$14,323,252.60	\$14,323,252.60	\$843,177.17	\$181,336.38	\$233,740.79
02-Jun-03	\$119,878.41	\$182,934.69	\$14,260,196.32	\$14,260,196.32	\$729,161.22	\$129,505.55	\$231,002.96
03-Jun-03	\$37,942.09	(\$386.00)	\$14,298,524.41	\$14,298,524.41	\$763,380.06	\$129,505.55	\$231,002.96
04-Jun-03	\$36,437.92	\$0.00	\$14,334,962.33	\$14,334,962.33	\$786,639.89	\$129,505.55	\$231,002.96
05-Jun-03	\$525,210.29	\$1,334.24	\$14,858,838.38	\$14,858,838.38	\$933,773.22	\$138,890.32	\$240,387.74
06-Jun-03	\$16,181.20	\$0.00	\$14,875,019.58	\$14,875,019.58	\$943,310.81	\$138,890.32	\$240,387.74
09-Jun-03	\$14,370.13	\$188,436.61	\$14,700,953.10	\$14,700,953.10	\$827,002.62	\$134,585.19	\$233,645.55
10-Jun-03	\$42,854.73	(\$857.11)	\$14,744,664.94	\$14,744,664.94	\$866,296.27	\$134,585.19	\$233,645.55
June 11, 12, 13, 2003	\$688,548.43	\$706,287.96	\$14,726,925.41	\$14,726,925.41	\$453,019.76	\$128,821.03	\$226,276.56
16-Jun-03	\$32,313.29	\$302,886.67	\$14,456,352.03	\$14,456,352.03	\$303,893.80	\$119,488.53	\$203,259.56
17-Jun-03	\$403,448.51	\$0.00	\$14,859,800.54	\$14,859,800.54	\$703,473.04	\$119,488.53	\$203,259.56
18-Jun-03	\$151,529.20	\$936.59	\$15,010,393.15	\$15,010,393.15	\$821,044.13	\$119,488.53	\$203,259.56
19-Jun-03	\$37,840.04	\$0.00	\$15,048,233.19	\$15,048,233.19	\$830,972.20	\$128,596.83	\$212,367.86
20-Jun-03	\$25,508.76	\$0.00	\$15,073,741.95	\$15,073,741.95	\$847,225.08	\$128,596.83	\$212,367.86
23-Jun-03	\$14,522.84	\$285,267.13	\$14,802,997.66	\$14,802,997.66	\$611,709.61	\$126,453.45	\$210,311.86
24-Jun-03	\$26,325.96	(\$109.50)	\$14,829,433.12	\$14,829,433.12	\$629,465.16	\$126,453.45	\$210,311.86
25-Jun-03	\$12,815.88	(\$120.00)	\$14,842,369.00	\$14,842,369.00	\$642,276.62	\$124,783.39	\$208,993.81
26-Jun-03	\$79,253.44	\$4,837.16	\$14,916,785.28	\$14,916,785.28	\$688,219.44	\$133,081.74	\$217,292.16
27-Jun-03	\$43,937.81	\$3,592.08	\$14,957,131.01	\$14,957,131.01	\$714,346.58	\$133,081.74	\$217,292.16
30-Jun-03	\$188,416.09	\$884,858.54	\$14,260,688.56	\$14,260,688.56	\$85,843.05	\$111,734.23	\$193,840.12
30-Jun-03	\$30,725.44	\$79,991.88	\$14,211,422.12	\$14,211,422.12	\$101,899.81	\$111,734.23	\$193,840.12

DAILY BALANCE		(FM/MBIA)		(FM)			
BANK CODE	CAFE	GENO	ZP	GENO	GENO	GENO	GENO
BANK ACCT	490628	490202	424846	490202	490202	490202	490202
DATE	Cafeteria (09)	CLI. (10)	ZP-CAFE (11)	JCTF(12)	Hughes (14)	Libr Donations (15)	DCRM (17)
BAI Fwd	\$3,028.34	\$2,132.69	\$2,500.00	\$29,867.37	\$22,366.26	\$2,335.18	\$682.69
BAI Fwd	\$3,028.34	\$2,132.69	\$2,500.00	\$29,867.37	\$22,366.26	\$2,335.18	\$682.69
02-Jun-03	\$3,028.34	\$2,132.69	\$2,500.00	\$29,867.37	\$22,366.26	\$2,309.05	\$682.69
03-Jun-03	\$3,028.34	\$2,307.69	\$2,500.00	\$29,867.37	\$22,366.26	\$2,309.05	\$682.69
04-Jun-03	\$3,028.34	\$5,142.69	\$2,500.00	\$29,867.37	\$22,366.26	\$2,309.05	\$1,262.69
05-Jun-03	\$1,694.10	\$5,142.69	\$2,500.00	\$30,047.37	\$22,366.26	\$2,309.05	\$1,262.69
06-Jun-03	\$1,694.10	\$5,457.69	\$2,500.00	\$30,164.03	\$22,366.26	\$2,311.05	\$1,262.69
09-Jun-03	\$1,694.10	\$5,552.69	\$2,500.00	\$30,204.03	\$22,366.26	\$2,290.29	\$3,263.69
10-Jun-03	\$1,694.10	\$5,552.69	\$2,500.00	\$30,292.03	\$22,366.26	\$2,533.85	\$3,263.69
June 11, 12, 13, 2003	\$3,541.80	\$5,518.46	\$2,500.00	\$30,718.31	\$22,445.83	\$2,540.05	\$3,265.43
16-Jun-03	\$3,370.80	\$5,658.46	\$2,500.00	\$30,835.54	\$22,445.83	\$1,052.30	\$678.43
17-Jun-03	\$3,370.80	\$5,728.46	\$2,500.00	\$30,893.68	\$22,445.83	\$1,052.30	\$678.43
18-Jun-03	\$2,900.03	\$7,303.46	\$2,500.00	\$30,924.48	\$22,445.83	\$1,052.30	\$1,542.94
19-Jun-03	\$2,900.03	\$7,303.46	\$2,500.00	\$30,950.63	\$22,445.83	\$1,052.30	\$1,542.94
20-Jun-03	\$2,900.03	\$7,513.46	\$2,500.00	\$31,137.55	\$22,445.83	\$1,052.30	\$1,542.94
23-Jun-03	\$2,900.03	\$1,810.16	\$2,500.00	\$1,319.14	\$2,445.83	\$1,025.01	\$1,542.94
24-Jun-03	\$2,900.03	\$1,880.16	\$2,500.00	\$1,497.07	\$2,445.83	\$1,025.01	\$1,542.94
25-Jun-03	\$2,900.03	\$1,985.16	\$2,500.00	\$1,572.97	\$2,445.83	\$1,045.01	\$1,542.94
26-Jun-03	\$1,654.95	\$1,985.16	\$2,500.00	\$1,769.13	\$2,445.83	\$1,045.01	\$1,542.94
27-Jun-03	\$5,109.27	\$2,335.16	\$2,500.00	\$1,948.92	\$2,445.83	\$1,045.01	\$1,542.94
30-Jun-03	\$5,095.10	\$2,087.25	\$2,500.00	\$2,369.95	\$2,445.83	\$1,045.01	\$1,542.94
30-Jun-03	\$5,106.14	\$2,226.75	\$2,500.00	\$2,395.43	\$2,445.83	\$1,133.66	\$1,542.94

DAILY BALANCE							
BANK CODE	GENO	GENO	GENO	GENO	(FM) GENO	GENO	TCDP
BANK ACCT	490202	490202	490202	490202	490202	490202	
DATE	CCSEC (18)	CCRM (19)	Lib. Misc. (20)	CIP (21)	Bates Fund (22)	GLP (25)	TCDP (027)
BAI Fwd	\$21,986.22	\$18,847.20	\$6,784.81	\$4,267.11	\$8,929.40	\$110.00	\$0.00
BAI Fwd	\$21,986.22	\$18,847.20	\$6,784.81	\$4,267.11	\$8,929.40	\$110.00	\$0.00
02-Jun-03	\$21,986.22	\$18,847.20	\$6,784.81	\$4,267.11	\$8,929.40	\$110.00	\$0.00
03-Jun-03	\$22,092.22	\$18,872.20	\$6,784.81	\$4,267.11	\$8,929.40	\$110.00	\$0.00
04-Jun-03	\$22,843.81	\$19,223.43	\$6,784.81	\$4,814.11	\$8,929.40	\$110.00	\$0.00
05-Jun-03	\$22,981.81	\$19,223.43	\$7,031.66	\$4,814.11	\$8,929.40	\$110.00	\$0.00
06-Jun-03	\$23,357.60	\$19,533.80	\$7,289.76	\$4,814.11	\$8,929.40	\$110.00	\$0.00
09-Jun-03	\$22,278.82	\$19,617.16	\$6,193.16	\$4,814.11	\$8,929.40	\$110.00	\$0.00
10-Jun-03	\$22,444.43	\$19,617.16	\$6,854.94	\$4,814.11	\$8,929.40	\$110.00	\$0.00
June 11, 12, 13, 2003	\$23,021.96	\$19,930.20	\$7,302.69	\$4,829.69	\$8,961.24	\$110.39	\$0.00
16-Jun-03	\$23,473.77	\$20,208.18	\$6,620.98	\$4,829.69	\$8,961.24	\$110.39	\$0.00
17-Jun-03	\$23,622.40	\$20,345.22	\$6,620.98	\$4,829.69	\$8,961.24	\$110.39	\$0.00
18-Jun-03	\$24,177.60	\$20,552.52	\$7,209.13	\$4,829.69	\$8,961.24	\$110.39	\$0.00
19-Jun-03	\$24,197.21	\$20,552.52	\$7,209.13	\$4,829.69	\$8,961.24	\$110.39	\$0.00
20-Jun-03	\$24,562.08	\$20,693.67	\$7,209.13	\$4,829.69	\$8,961.24	\$110.39	\$0.00
23-Jun-03	\$4,704.21	\$693.67	\$595.12	\$4,829.69	\$961.24	\$110.39	\$0.00
24-Jun-03	\$5,052.54	\$879.95	\$1,136.57	\$4,829.69	\$961.24	\$110.39	\$0.00
25-Jun-03	\$5,258.15	\$999.54	\$1,509.68	\$4,829.69	\$961.24	\$110.39	\$0.00
26-Jun-03	\$5,405.31	\$999.54	\$1,509.68	\$4,829.69	\$961.24	\$110.39	\$0.00
27-Jun-03	\$5,815.38	\$1,331.24	\$1,509.68	\$4,829.69	\$961.24	\$110.39	\$0.00
30-Jun-03	\$6,277.34	\$1,427.58	\$1,509.68	\$4,829.69	\$961.24	\$110.39	\$0.00
30-Jun-03	\$6,221.80	\$1,526.74	\$2,373.70	\$4,829.69	\$961.24	\$110.39	\$0.00

DAILY BALANCE							
BANK CODE	GENO	GENO	GENO	94IS	GENO	GENO	GENO
BANK ACCT	490202	490202	490202	426687	490202	490202	490202
DATE	CO. Clk. Pres. (30)	UNINS. MTRST (31)	Wastewater (38)	94 CERT.I&S (39)	County Atty (45)	JURY (47)	Elections (48)
BAI Fwd	\$16,403.07	\$32.16	\$1,363.82	\$23,189.98	\$25,440.12	\$240.00	\$8,693.39
BAI Fwd	\$16,403.07	\$32.16	\$1,363.82	\$23,189.98	\$25,440.12	\$240.00	\$8,693.39
02-Jun-03	\$16,403.07	\$32.16	\$1,363.82	\$23,189.98	\$26,802.07	\$240.00	\$8,144.14
03-Jun-03	\$16,858.07	\$32.16	\$1,523.82	\$23,189.98	\$26,802.07	\$240.00	\$8,144.14
04-Jun-03	\$18,198.07	\$32.16	\$1,523.82	\$23,189.98	\$26,802.07	\$240.00	\$8,144.14
05-Jun-03	\$18,198.07	\$32.16	\$1,523.82	\$27,715.90	\$26,806.67	\$240.00	\$8,144.14
06-Jun-03	\$19,268.07	\$32.16	\$1,523.82	\$27,715.90	\$26,806.67	\$240.00	\$8,144.14
09-Jun-03	\$19,603.07	\$32.16	\$1,523.82	\$27,715.90	\$26,120.55	\$240.00	\$11,177.10
10-Jun-03	\$20,058.07	\$32.16	\$1,523.82	\$27,715.90	\$26,120.55	\$240.00	\$11,177.10
June 11, 12, 13, 2003	\$21,048.38	\$32.27	\$1,523.82	\$27,785.85	\$25,895.69	\$240.00	\$10,273.57
16-Jun-03	\$13,139.80	\$32.27	\$1,523.82	\$27,785.85	\$24,867.82	\$240.00	\$10,248.57
17-Jun-03	\$13,509.80	\$32.27	\$1,523.82	\$27,785.85	\$24,867.82	\$240.00	\$10,248.57
18-Jun-03	\$14,114.80	\$32.27	\$1,523.82	\$28,964.28	\$27,393.91	\$240.00	\$10,248.57
19-Jun-03	\$14,114.80	\$32.27	\$1,523.82	\$28,964.28	\$27,393.91	\$240.00	\$10,248.57
20-Jun-03	\$14,994.80	\$32.27	\$1,523.82	\$28,964.28	\$27,393.91	\$240.00	\$10,248.57
23-Jun-03	\$994.80	\$32.27	\$1,523.82	\$2,681.80	\$27,378.13	\$240.00	\$10,236.49
24-Jun-03	\$2,044.80	\$32.27	\$1,523.82	\$2,681.80	\$27,378.13	\$240.00	\$10,236.49
25-Jun-03	\$2,619.80	\$32.27	\$1,523.82	\$2,681.80	\$28,617.15	\$240.00	\$10,236.49
26-Jun-03	\$2,619.80	\$32.27	\$1,523.82	\$2,681.80	\$28,617.15	\$240.00	\$10,236.49
27-Jun-03	\$3,569.80	\$32.27	\$1,523.82	\$2,681.80	\$28,617.15	\$240.00	\$10,236.49
30-Jun-03	\$4,129.80	\$32.27	\$1,523.82	\$2,681.80	\$25,676.77	\$240.00	\$9,131.23
30-Jun-03	\$3,674.80	\$32.27	\$1,523.82	\$2,681.80	\$25,676.77	\$240.00	\$9,131.23

DAILY BALANCE

BANK CODE	GENO	GENO	GENO	51ST	95CONSTR	95 I&S	GENO
BANK ACCT	490202	490202	490202	425060	416312	426687	490202
DATE	JE/CO. Judge (49)	51st DA CPFA (50)	LAT RDS (51)	51ST DA SPEC (52)	95 CONST (53)	95 I&S (54)	119th DA CPFA (55)
BAI Fwd	\$633.12	\$11,460.70	\$33,242.58	\$9,811.23	\$201,872.24	(\$9,102.48)	\$5,930.65
BAI Fwd	\$633.12	\$11,460.70	\$33,242.58	\$9,811.23	\$201,872.24	(\$9,102.48)	\$5,930.65
02-Jun-03	\$633.12	\$11,345.73	\$33,242.58	\$9,811.23	\$200,567.60	(\$9,102.48)	\$5,815.69
03-Jun-03	\$633.12	\$11,345.73	\$33,242.58	\$9,811.23	\$200,567.60	(\$9,102.48)	\$5,815.69
04-Jun-03	\$683.12	\$11,345.73	\$33,242.58	\$9,811.23	\$200,567.60	(\$9,102.48)	\$5,815.69
05-Jun-03	\$683.12	\$11,345.73	\$33,242.58	\$9,811.23	\$200,567.60	(\$6,471.53)	\$5,815.69
06-Jun-03	\$713.12	\$11,345.73	\$33,242.58	\$9,811.23	\$200,567.60	(\$6,471.53)	\$5,815.69
09-Jun-03	\$743.12	\$11,345.73	\$28,398.74	\$9,811.23	\$195,789.31	(\$6,471.53)	\$5,815.69
10-Jun-03	\$743.12	\$11,555.38	\$28,398.74	\$9,811.23	\$195,789.31	(\$6,471.53)	\$6,011.68
June 11, 12, 13, 2003	\$745.06	\$11,596.00	\$28,517.00	\$9,849.33	\$195,789.31	(\$6,504.46)	\$6,033.20
16-Jun-03	\$695.06	\$10,489.80	\$25,279.54	\$9,849.33	\$195,872.27	(\$6,504.46)	\$5,982.70
17-Jun-03	\$705.06	\$10,489.80	\$25,279.54	\$9,849.33	\$195,872.27	(\$6,504.46)	\$5,982.70
18-Jun-03	\$710.06	\$10,489.80	\$25,279.54	\$9,849.33	\$195,872.27	(\$4,500.31)	\$5,982.70
19-Jun-03	\$710.06	\$10,489.80	\$25,279.54	\$10,324.38	\$196,540.06	(\$4,500.31)	\$5,982.70
20-Jun-03	\$720.06	\$10,489.80	\$25,279.54	\$10,324.38	\$196,540.06	(\$4,500.31)	\$5,982.70
23-Jun-03	\$720.06	\$10,489.80	\$25,279.54	\$10,324.38	\$196,374.53	(\$4,500.31)	\$5,982.70
24-Jun-03	\$725.06	\$10,489.80	\$25,279.54	\$10,324.38	\$196,374.53	(\$4,500.31)	\$7,897.70
25-Jun-03	\$730.06	\$10,489.80	\$25,279.54	\$10,324.38	\$196,374.53	(\$4,500.31)	\$7,897.70
26-Jun-03	\$730.06	\$10,489.80	\$25,279.54	\$10,324.38	\$196,374.53	(\$4,500.31)	\$7,897.70
27-Jun-03	\$755.06	\$10,489.80	\$25,279.54	\$10,324.38	\$196,374.53	(\$4,500.31)	\$7,897.70
30-Jun-03	\$780.06	\$10,489.80	\$25,279.54	\$10,293.86	\$195,874.44	(\$4,500.31)	\$7,897.70
30-Jun-03	\$785.06	\$10,489.80	\$25,279.54	\$10,293.86	\$195,874.44	(\$4,500.31)	\$7,897.70

DAILY BALANCE								
BANK CODE	DPS	119	GENO	GENO	GENO	CSCD		
BANK ACCT	407860	424994	490202	490202	490202	TRAG-CSCD	TRAG-CSCD	
						490210	490210	
DATE	119th DA/DPS (57)	119TH DA/SPEC (58)	PARKS(59)	CVCA (60)	OJP(061)	CHAP(62)	TAIP/CSC GRANT (63)	
BAI Fwd	\$1,457.49	\$10,638.81	\$51.12	\$16,002.88	\$630.25	\$21,626.61	\$56,671.95	
BAI Fwd	\$1,457.49	\$10,638.81	\$51.12	\$16,002.88	\$630.25	\$21,626.61	\$56,671.95	
02-Jun-03	\$1,457.49	\$10,638.81	\$51.12	\$16,002.88	\$630.25	\$22,148.97	\$58,579.00	
03-Jun-03	\$1,457.49	\$10,638.81	\$51.12	\$16,002.88	\$630.25	\$22,148.97	\$58,579.00	
04-Jun-03	\$1,457.49	\$10,638.81	\$51.12	\$16,535.28	\$630.25	\$22,148.97	\$58,579.00	
05-Jun-03	\$1,457.49	\$10,638.81	\$51.12	\$17,228.28	\$630.25	\$22,148.97	\$58,579.00	
06-Jun-03	\$1,457.49	\$10,638.81	\$51.12	\$18,162.63	\$630.25	\$22,148.97	\$58,579.00	
09-Jun-03	\$1,457.49	\$10,138.81	\$51.12	\$12,397.25	\$630.25	\$22,013.82	\$58,579.00	
10-Jun-03	\$1,457.49	\$10,138.81	\$51.12	\$12,770.35	\$630.25	\$22,013.82	\$58,579.00	
June 11, 12, 13, 2003	\$1,463.16	\$10,179.98	\$51.30	\$14,610.40	\$632.50	\$15,040.96	\$124,398.00	
16-Jun-03	\$1,463.16	\$10,179.98	\$51.30	\$15,562.38	\$632.50	\$15,040.96	\$115,602.00	
17-Jun-03	\$1,463.16	\$10,179.98	\$51.30	\$16,012.71	\$632.50	\$15,040.96	\$115,602.00	
18-Jun-03	\$1,463.16	\$10,179.98	\$51.30	\$17,820.96	\$632.50	\$15,040.96	\$115,602.00	
19-Jun-03	\$1,463.16	\$10,655.03	\$51.30	\$17,919.01	\$632.50	\$15,040.96	\$115,602.00	
20-Jun-03	\$1,463.16	\$10,655.03	\$51.30	\$18,874.52	\$632.50	\$15,040.96	\$115,602.00	
23-Jun-03	\$823.56	\$10,655.03	\$51.30	\$1,585.22	\$632.50	\$14,106.96	\$115,602.00	
24-Jun-03	\$823.56	\$10,655.03	\$51.30	\$2,575.76	\$632.50	\$14,106.96	\$115,602.00	
25-Jun-03	\$823.56	\$10,655.03	\$51.30	\$3,058.36	\$632.50	\$13,988.46	\$115,602.00	
26-Jun-03	\$823.56	\$10,655.03	\$51.30	\$3,794.05	\$632.50	\$13,988.46	\$115,602.00	
27-Jun-03	\$823.56	\$10,655.03	\$51.30	\$5,001.25	\$632.50	\$31,488.46	\$115,602.00	
30-Jun-03	\$819.03	\$10,621.94	\$51.30	\$6,687.44	\$632.50	\$21,653.34	\$113,132.30	
30-Jun-03	\$819.03	\$10,621.94	\$51.30	\$6,924.07	\$632.50	\$21,653.34	\$113,131.97	

H

DAILY BALANCE							
BANK CODE	TRAG-CSCD	TRAG-CSCD	TRAG-CSCD	TRAG-CSCD	GENO	GENO	GENO
BANK ACCT	490210	490210	490210	490210	490202	490202	490202
DATE	DTP (64)	DAP (65)	CRTC (66)	CCP (67)	Arrest Fees (68)	Justice Ed (70)	MUNICIPAL FEES (71)
<hr/>							
BAI Fwd	\$7,382.95	\$196,109.82	\$101,961.12	(\$5,313.42)	\$2,719.88	\$2,170.09	\$4,667.31
BAI Fwd	\$7,382.95	\$196,109.82	\$101,961.12	(\$5,313.42)	\$2,719.88	\$2,170.09	\$4,667.31
02-Jun-03	\$7,382.95	\$306,474.30	\$101,701.81	(\$5,313.42)	\$2,719.88	\$2,170.09	\$4,400.06
03-Jun-03	\$7,382.95	\$306,474.30	\$102,656.14	(\$5,313.42)	\$2,719.88	\$2,170.09	\$4,655.86
04-Jun-03	\$7,382.95	\$306,474.30	\$102,656.14	(\$5,313.42)	\$2,723.65	\$2,199.72	\$8,698.19
05-Jun-03	\$7,382.95	\$555,899.83	\$103,516.67	(\$5,313.42)	\$2,876.65	\$2,292.72	\$8,891.24
06-Jun-03	\$7,382.95	\$555,899.83	\$103,559.12	(\$5,313.42)	\$2,973.46	\$2,381.89	\$10,045.27
09-Jun-03	\$7,382.95	\$540,172.57	\$99,222.69	(\$5,313.42)	\$3,014.76	\$2,406.72	\$10,358.89
10-Jun-03	\$7,382.95	\$540,172.57	\$99,918.29	(\$5,313.42)	\$3,090.37	\$2,455.96	\$10,803.77
June 11, 12, 13, 2003	\$22,866.97	\$474,541.86	\$385,629.46	\$71,005.46	\$3,346.94	\$2,649.67	\$11,775.80
16-Jun-03	\$22,866.97	\$464,896.25	\$374,687.02	\$70,984.46	\$3,416.20	\$2,738.08	\$8,030.73
17-Jun-03	\$22,866.97	\$464,896.25	\$375,831.05	\$70,984.46	\$3,461.20	\$2,783.85	\$8,286.02
18-Jun-03	\$22,866.97	\$464,896.25	\$376,382.55	\$70,984.46	\$3,495.16	\$2,877.02	\$10,345.45
19-Jun-03	\$22,866.97	\$464,896.25	\$373,796.35	\$70,984.46	\$3,522.84	\$2,890.09	\$10,345.45
20-Jun-03	\$22,866.97	\$464,896.25	\$374,967.09	\$70,984.46	\$3,681.50	\$3,000.68	\$11,089.07
23-Jun-03	\$22,866.97	\$457,562.53	\$358,041.53	\$70,909.17	\$217.52	\$595.25	\$1,484.50
24-Jun-03	\$22,866.97	\$457,562.53	\$358,503.48	\$70,909.17	\$363.84	\$703.16	\$1,829.59
25-Jun-03	\$22,866.97	\$457,132.13	\$357,713.29	\$70,699.39	\$439.58	\$753.56	\$2,298.44
26-Jun-03	\$22,866.97	\$457,132.13	\$357,713.29	\$70,699.39	\$606.16	\$851.69	\$2,447.97
27-Jun-03	\$22,866.97	\$457,132.13	\$357,871.24	\$70,699.39	\$768.49	\$977.75	\$3,748.82
30-Jun-03	\$19,912.87	\$371,687.88	\$309,382.96	\$55,792.44	\$1,077.08	\$1,196.01	\$4,542.34
30-Jun-03	\$19,912.54	\$371,687.88	\$308,522.76	\$55,897.66	\$1,080.33	\$1,216.67	\$4,686.16

15

DAILY BALANCE							
BANK CODE	GENO	GENO	GENO	GENO	GENO	GENO	
BANK ACCT	490202	490202	490202	490202	490202	490202	490202
DATE	CONSOL.	CRT COST (72)	GRAFFITI (73)	TIME PAYMENTS (74)	V.S.C.O. (75)	EMPL ENRICH (76)	FUGITIVE (77)
BAI Fwd		\$18,903.91	\$395.00	\$1,908.22	\$3,882.86	\$5,704.94	\$5,557.43
BAI Fwd		\$18,903.91	\$395.00	\$1,908.22	\$3,882.86	\$5,704.94	\$5,557.43
02-Jun-03		\$18,903.91	\$395.00	\$1,908.22	\$3,882.86	\$5,704.94	\$5,557.43
03-Jun-03		\$18,903.91	\$395.00	\$1,908.22	\$3,882.86	\$5,704.94	\$5,557.43
04-Jun-03		\$19,512.31	\$395.00	\$2,236.53	\$3,916.86	\$5,704.94	\$5,633.46
05-Jun-03		\$20,277.31	\$395.00	\$2,386.53	\$3,916.86	\$5,704.94	\$5,863.46
06-Jun-03		\$21,340.64	\$395.00	\$2,621.28	\$3,916.86	\$5,704.94	\$6,086.43
09-Jun-03		\$21,607.36	\$395.00	\$2,642.82	\$3,916.86	\$5,704.94	\$6,148.51
10-Jun-03		\$22,030.21	\$395.00	\$2,676.83	\$3,916.86	\$5,704.94	\$6,272.88
June 11, 12, 13, 2003		\$23,898.85	\$396.39	\$3,143.18	\$4,035.25	\$6,712.51	\$6,754.61
16-Jun-03		\$24,982.11	\$396.39	\$3,443.61	\$4,035.25	\$6,712.51	\$6,984.39
17-Jun-03		\$25,494.27	\$396.39	\$3,605.88	\$4,035.25	\$6,789.38	\$7,098.78
18-Jun-03		\$28,439.70	\$396.39	\$4,490.09	\$4,065.25	\$6,789.38	\$7,330.41
19-Jun-03		\$28,550.83	\$396.39	\$4,540.09	\$4,065.25	\$6,789.38	\$7,363.10
20-Jun-03		\$29,346.56	\$396.39	\$4,985.39	\$4,065.25	\$7,088.88	\$7,644.57
23-Jun-03		\$1,152.00	\$396.39	\$1,192.01	\$4,065.25	\$7,088.88	\$881.50
24-Jun-03		\$2,277.64	\$396.39	\$1,587.27	\$4,065.25	\$7,088.88	\$1,152.04
25-Jun-03		\$2,826.29	\$396.39	\$1,744.86	\$4,065.25	\$7,088.88	\$1,278.02
26-Jun-03		\$3,660.06	\$396.39	(\$1,795.95)	\$4,065.25	\$7,088.88	\$1,523.25
27-Jun-03		\$5,032.62	\$396.39	(\$1,523.60)	\$4,065.25	\$7,102.05	\$1,838.44
30-Jun-03		\$6,950.32	\$396.39	(\$1,091.18)	\$4,004.85	\$7,102.05	\$2,386.75
30-Jun-03		\$7,508.98	\$396.39	(\$1,321.05)	\$4,004.85	\$7,102.05	\$2,435.89

109

DAILY BALANCE							
BANK CODE	GENO	GENO	GENO	GENO	GENO	TRAG-JUV	GENO
BANK ACCT	490202	490202	490202	490202	490202	428825	490202
DATE	Indigent(78)	JCD(79)	CMI(081)	JUDICIAL /Dist-JP(082	JUDICIAL/Crt Law(083	JDF(84)	Child Trust (88)
BAI Fwd	\$2,246.52	\$714.05	\$648.66	\$10,755.22	\$3,104.12	\$87,509.50	\$3,283.00
BAI Fwd	\$2,246.52	\$714.05	\$648.66	\$10,755.22	\$3,104.12	\$87,509.50	\$3,283.00
02-Jun-03	\$2,246.52	\$714.05	\$648.66	\$10,755.22	\$3,104.12	\$87,509.50	\$3,283.00
03-Jun-03	\$2,271.52	\$714.05	\$648.66	\$10,755.22	\$3,104.12	\$87,509.50	\$3,388.50
04-Jun-03	\$3,091.52	\$721.09	\$655.07	\$10,755.22	\$3,104.12	\$87,509.50	\$3,605.50
05-Jun-03	\$3,097.52	\$743.84	\$677.57	\$10,755.22	\$3,104.12	\$87,509.50	\$3,605.50
06-Jun-03	\$3,150.52	\$765.19	\$698.00	\$10,755.22	\$3,104.12	\$87,509.50	\$3,776.00
09-Jun-03	\$3,187.52	\$771.27	\$703.94	\$10,755.22	\$3,104.12	\$87,509.50	\$3,853.50
10-Jun-03	\$3,189.52	\$782.99	\$714.94	\$10,755.22	\$3,104.12	\$87,509.50	\$3,959.00
June 11, 12, 13, 2003	\$3,247.52	\$829.46	\$759.74	\$10,792.83	\$3,115.04	\$87,810.02	\$4,160.50
16-Jun-03	\$3,269.52	\$851.05	\$779.87	\$10,792.83	\$3,115.04	\$87,810.02	\$4,424.00
17-Jun-03	\$3,283.52	\$861.78	\$789.92	\$10,792.83	\$3,115.04	\$87,810.02	\$4,625.50
18-Jun-03	\$3,658.52	\$877.95	\$799.38	\$10,792.83	\$3,115.04	\$87,810.02	\$4,842.50
19-Jun-03	\$3,662.52	\$881.22	\$802.65	\$10,792.83	\$3,115.04	\$87,810.02	\$4,842.50
20-Jun-03	\$3,696.52	\$908.11	\$828.28	\$10,792.83	\$3,115.04	\$87,817.96	\$4,935.50
23-Jun-03	\$708.52	\$931.33	\$850.97	\$10,792.83	\$3,115.04	\$87,810.02	\$4,935.50
24-Jun-03	\$724.52	\$957.67	\$876.54	\$10,792.83	\$3,115.04	\$87,810.02	\$5,134.00
25-Jun-03	\$743.52	\$969.96	\$888.47	\$10,792.83	\$3,115.04	\$87,810.02	\$5,258.00
26-Jun-03	\$747.52	\$994.45	\$912.97	\$11,033.59	\$3,233.49	\$101,390.14	\$5,258.00
27-Jun-03	\$814.09	\$1,020.22	\$942.16	\$11,033.59	\$3,233.49	\$87,810.02	\$5,366.50
30-Jun-03	\$872.31	\$1,071.26	\$995.86	\$11,033.59	\$3,233.49	\$87,587.96	\$5,475.00
30-Jun-03	\$874.52	\$1,084.17	\$1,001.22	\$11,033.59	\$3,233.49	\$87,587.96	\$5,369.50

DAILY BALANCE							
BANK CODE	EFTPS	PAYL	GENO	GENO	GENO	98IS	98TANIS
BANK ACCT	421448	490237	490202	490202	490202	426687	426687
DATE	EFTPS(94)	Payroll (95)	C@L EXCESS(096)	LEOSE/Sheriff(097)	CRSFF(098)	98IS(099)	98 TAX IS (101)
BAL Fwd	\$0.00	\$6,330.93	\$778.14	\$10,596.67	\$4,102.00	\$144,310.23	\$2,833.04
BAL Fwd	\$0.00	\$6,330.93	\$778.14	\$10,596.67	\$4,102.00	\$144,310.23	\$2,833.04
02-Jun-03	\$0.00	\$6,319.63	\$778.14	\$10,596.67	\$4,102.00	\$144,310.23	\$2,833.04
03-Jun-03	\$0.00	\$7,767.25	\$778.14	\$10,596.67	\$4,102.00	\$144,310.23	\$2,833.04
04-Jun-03	\$0.00	\$7,767.25	\$778.14	\$10,596.67	\$4,102.00	\$144,310.23	\$2,833.04
05-Jun-03	\$0.00	\$7,767.25	\$778.14	\$10,596.67	\$4,238.50	\$163,048.12	\$3,801.38
06-Jun-03	\$0.00	\$7,767.25	\$778.14	\$10,596.67	\$4,238.50	\$163,048.12	\$3,801.38
09-Jun-03	\$0.00	\$7,767.25	\$778.14	\$10,596.67	\$4,238.50	\$163,048.12	\$3,801.38
10-Jun-03	\$0.00	\$7,767.25	\$778.14	\$10,596.67	\$4,238.50	\$163,048.12	\$3,801.38
June 11, 12, 13, 2003	\$0.00	\$8,929.12	\$711.25	\$10,634.37	\$4,238.50	\$163,498.78	\$3,809.58
16-Jun-03	\$0.00	\$8,929.12	\$711.25	\$10,634.37	\$4,238.50	\$163,498.78	\$3,809.58
17-Jun-03	\$0.00	\$8,929.12	\$711.25	\$10,634.37	\$4,238.50	\$163,498.78	\$3,809.58
18-Jun-03	\$0.00	\$8,929.12	\$711.25	\$10,634.37	\$4,251.00	\$176,938.65	\$4,438.97
19-Jun-03	\$0.00	\$10,491.24	\$711.25	\$10,634.37	\$4,251.00	\$176,938.65	\$4,438.97
20-Jun-03	\$0.00	\$10,491.24	\$711.25	\$10,634.37	\$4,251.00	\$176,938.65	\$4,438.97
23-Jun-03	\$0.00	\$10,491.24	\$711.25	\$634.37	\$4,251.00	\$1,938.65	\$438.97
24-Jun-03	\$0.00	\$10,600.74	\$711.25	\$634.37	\$4,327.50	\$1,938.65	\$438.97
25-Jun-03	\$0.00	\$10,600.74	\$711.25	\$634.37	\$4,327.50	\$1,938.65	\$438.97
26-Jun-03	\$0.00	\$10,600.74	\$711.25	\$634.37	\$4,327.50	\$1,938.65	\$438.97
27-Jun-03	\$0.00	\$10,600.74	\$711.25	\$634.37	\$4,381.50	\$1,938.65	\$438.97
30-Jun-03	\$0.00	\$7,593.85	\$641.25	\$634.37	\$4,441.50	\$1,938.65	\$438.97
30-Jun-03	\$0.00	\$6,431.98	\$641.25	\$634.37	\$4,441.50	\$1,938.65	\$438.97

DAILY BALANCE

BANK CODE	Geno	Geno	Geno	Geno	Geno	TRAG-CSCD	TRAG-JUV
BANK ACCT	490202	490202	490202	490202	490202	490210	428825
DATE	Const 1 lease(102)	Const 2 lease(103)	Const 3 lease(104)	Const 4 lease(105)	Crt Trans Fee(106)	TCOMI(109)	JDPF(110)
<hr/>							
BAI Fwd	\$2,333.05	\$1,145.94	\$3,357.85	\$2,763.35	\$6,813.06	\$2,707.28	\$6,208.44
BAI Fwd	\$2,333.05	\$1,145.94	\$3,357.85	\$2,763.35	\$6,813.06	\$2,707.28	\$6,208.44
02-Jun-03	\$2,333.05	\$1,145.94	\$3,357.85	\$2,763.35	\$1,143.25	\$2,707.28	\$6,158.44
03-Jun-03	\$2,333.05	\$1,145.94	\$3,357.85	\$2,763.35	\$1,143.25	\$2,707.28	\$6,158.44
04-Jun-03	\$2,333.05	\$1,145.94	\$3,357.85	\$2,763.35	\$1,143.25	\$2,707.28	\$6,158.44
05-Jun-03	\$2,333.05	\$1,145.94	\$3,357.85	\$2,763.35	\$1,235.25	\$2,707.28	\$6,158.44
06-Jun-03	\$2,333.05	\$1,145.94	\$3,357.85	\$2,763.35	\$1,297.80	\$2,707.28	\$6,158.44
09-Jun-03	\$2,333.05	\$1,145.94	\$3,357.85	\$2,763.35	\$1,317.80	\$2,707.28	\$6,158.44
10-Jun-03	\$2,333.05	\$1,145.94	\$3,357.85	\$2,763.35	\$1,366.52	\$2,707.28	\$6,158.44
June 11, 12, 13, 2003	\$2,341.35	\$1,150.02	\$3,369.80	\$2,773.18	\$1,560.37	\$26,560.29	\$6,359.31
16-Jun-03	\$2,341.35	\$1,150.02	\$3,369.80	\$2,773.18	\$1,619.95	\$26,560.29	\$6,359.31
17-Jun-03	\$2,341.35	\$1,150.02	\$3,369.80	\$2,773.18	\$1,653.02	\$26,560.29	\$6,359.31
18-Jun-03	\$2,341.35	\$1,150.02	\$3,369.80	\$2,773.18	\$1,668.71	\$26,560.29	\$6,359.31
19-Jun-03	\$2,341.35	\$1,150.02	\$3,369.80	\$2,773.18	\$1,681.79	\$26,560.29	\$6,359.31
20-Jun-03	\$2,341.35	\$1,150.02	\$3,369.80	\$2,773.18	\$1,779.25	\$26,560.29	\$6,359.31
23-Jun-03	\$2,341.35	\$1,150.02	\$3,369.80	\$2,773.18	\$1,873.60	\$26,560.29	\$6,359.31
24-Jun-03	\$2,341.35	\$1,150.02	\$3,369.80	\$2,773.18	\$1,963.86	\$26,560.29	\$6,359.31
25-Jun-03	\$2,341.35	\$1,150.02	\$3,369.80	\$2,773.18	\$2,003.82	\$26,560.29	\$6,359.31
26-Jun-03	\$2,341.35	\$1,150.02	\$3,369.80	\$2,773.18	\$2,101.90	\$26,560.29	\$6,359.31
27-Jun-03	\$2,341.35	\$1,150.02	\$3,369.80	\$2,773.18	\$2,199.78	\$26,560.29	\$6,359.31
30-Jun-03	\$2,341.35	\$1,150.02	\$3,369.80	\$2,773.18	\$2,410.98	\$21,638.09	\$6,343.56
30-Jun-03	\$2,341.35	\$1,150.02	\$3,369.80	\$2,773.18	\$2,423.72	\$21,638.09	\$6,343.56

DAILY BALANCE

BANK CODE	Geno	Geno	Geno	Geno	Geno	Geno	DA
BANK ACCT	490202	490202	490202	490202	490202	490202	428833
DATE	Co Judge Excess (111)	DNA (112)	Loanstar Libr (201)	Trollinger Fund (202)	Library Epansion (203)	Landscaping (301)	Sheriff Forfeiture (401)
BAI Fwd	\$1,799.72	\$50.21	\$2,149.87	\$202,616.91	\$509.73	\$820.19	\$2,968.53
BAI Fwd	\$1,799.72	\$50.21	\$2,149.87	\$202,616.91	\$509.73	\$820.19	\$2,968.53
02-Jun-03	\$1,799.72	\$50.21	\$2,149.87	\$202,616.91	\$509.73	\$820.19	\$2,968.53
03-Jun-03	\$1,799.72	\$50.21	\$2,149.87	\$202,616.91	\$509.73	\$820.19	\$2,968.53
04-Jun-03	\$1,799.72	\$50.21	\$2,149.87	\$202,616.91	\$509.73	\$820.19	\$2,968.53
05-Jun-03	\$1,799.72	\$50.21	\$2,149.87	\$202,616.91	\$509.73	\$820.19	\$2,968.53
06-Jun-03	\$1,799.72	\$50.21	\$2,149.87	\$202,616.91	\$509.73	\$820.19	\$2,968.53
09-Jun-03	\$1,799.72	\$50.21	\$2,055.83	\$202,616.91	\$509.73	\$820.19	\$2,968.53
10-Jun-03	\$1,799.72	\$50.21	\$2,055.83	\$202,616.91	\$509.73	\$820.19	\$2,968.53
June 11, 12, 13, 2003	\$1,806.33	\$50.39	\$2,064.78	\$203,337.70	\$511.54	\$823.11	\$2,979.16
16-Jun-03	\$1,806.33	\$50.39	\$2,059.71	\$203,337.70	\$511.54	\$823.11	\$2,979.16
17-Jun-03	\$1,806.33	\$50.39	\$2,059.71	\$203,337.70	\$511.54	\$823.11	\$2,979.16
18-Jun-03	\$1,806.33	\$50.39	\$2,059.71	\$203,337.70	\$511.54	\$823.11	\$2,979.16
19-Jun-03	\$1,806.33	\$50.39	\$2,059.71	\$203,337.70	\$511.54	\$823.11	\$2,979.16
20-Jun-03	\$1,806.33	\$50.39	\$2,059.71	\$203,337.70	\$511.54	\$823.11	\$5,196.06
23-Jun-03	\$1,806.33	\$50.39	\$1,083.16	\$203,337.70	\$511.54	\$823.11	\$5,196.06
24-Jun-03	\$1,806.33	\$50.39	\$1,083.16	\$203,337.70	\$511.54	\$823.11	\$5,196.06
25-Jun-03	\$1,806.33	\$50.39	\$1,083.16	\$203,337.70	\$511.54	\$823.11	\$5,196.06
26-Jun-03	\$1,806.33	\$50.39	\$1,083.16	\$203,337.70	\$511.54	\$823.11	\$5,196.06
27-Jun-03	\$1,806.33	\$50.39	\$1,083.16	\$203,337.70	\$511.54	\$823.11	\$5,196.06
30-Jun-03	\$1,806.33	\$50.39	\$1,083.16	\$203,337.70	\$511.54	\$823.11	\$5,186.82
30-Jun-03	\$1,806.33	\$50.39	\$1,083.16	\$203,337.70	\$511.54	\$823.11	\$5,186.81

19

VOL. 77 Pg. 569

DAILY BALANCE							
BANK CODE	TJP-COKE	TJP-COKE/Regional	CCP Assistance	CCP/Regional	IV-E Prog. Regional	Non Resident Regional AYUDAR Donations	
BANK ACCT	428825	428825	428825	428825	428825	428825	428825
DATE	(500)	(501)	(502)	(503)	(504)	(505)	(580)
BAI Fwd	\$14,389.24	\$788.00	\$24,188.68	\$25,228.36	\$62,253.51	\$7,182.27	\$8,261.85
BAI Fwd	\$14,389.24	\$788.00	\$24,188.68	\$25,228.36	\$62,253.51	\$7,182.27	\$8,261.85
02-Jun-03	\$14,389.24	\$788.00	\$24,188.68	\$25,228.36	\$62,253.51	\$7,182.27	\$8,261.85
03-Jun-03	\$14,389.24	\$788.00	\$24,188.68	\$25,228.36	\$62,253.51	\$7,182.27	\$8,261.85
04-Jun-03	\$14,389.24	\$788.00	\$24,188.68	\$25,228.36	\$62,253.51	\$7,182.27	\$8,261.85
05-Jun-03	\$23,639.24	\$788.00	\$29,132.68	\$25,228.36	\$62,253.51	\$7,182.27	\$8,261.85
06-Jun-03	\$23,639.24	\$788.00	\$29,132.68	\$25,228.36	\$62,253.51	\$7,182.27	\$8,261.85
09-Jun-03	\$23,603.91	\$788.00	\$29,132.68	\$25,228.36	\$62,253.51	\$6,987.27	\$8,261.85
10-Jun-03	\$23,603.91	\$788.00	\$29,132.68	\$25,228.36	\$62,253.51	\$6,987.27	\$8,261.85
June 11, 12, 13, 2003	\$20,900.17	\$572.26	\$28,111.12	\$25,041.70	\$62,467.30	\$7,012.03	\$8,290.22
16-Jun-03	\$19,104.46	\$572.26	\$28,111.12	\$25,041.70	\$62,467.30	\$2,360.68	\$8,290.22
17-Jun-03	\$19,104.46	\$572.26	\$28,111.12	\$25,041.70	\$62,467.30	\$2,360.68	\$8,290.22
18-Jun-03	\$19,104.46	\$572.26	\$28,111.12	\$25,041.70	\$62,467.30	\$2,360.68	\$8,290.22
19-Jun-03	\$19,104.46	\$572.26	\$28,111.12	\$25,041.70	\$62,467.30	\$2,360.68	\$8,290.22
20-Jun-03	\$19,104.46	\$572.26	\$28,111.12	\$25,041.70	\$62,467.30	\$2,360.68	\$8,290.22
23-Jun-03	\$19,070.66	\$572.26	\$28,111.12	\$25,041.70	\$62,467.30	\$2,360.68	\$8,290.22
24-Jun-03	\$19,070.66	\$572.26	\$28,111.12	\$25,041.70	\$62,467.30	\$2,360.68	\$8,290.22
25-Jun-03	\$18,896.84	\$572.26	\$28,111.12	\$25,041.70	\$62,467.30	\$2,360.68	\$8,290.22
26-Jun-03	\$18,896.84	\$572.26	\$28,111.12	\$25,041.70	\$62,467.30	\$2,360.68	\$8,290.22
27-Jun-03	\$18,896.84	\$572.26	\$28,111.12	\$25,041.70	\$62,467.30	\$2,360.68	\$8,290.22
30-Jun-03	\$15,449.62	\$350.77	\$26,624.44	\$24,703.07	\$62,309.33	\$2,342.45	\$8,269.26
30-Jun-03	\$15,449.62	\$350.77	\$26,624.44	\$24,703.07	\$62,309.33	\$2,342.45	\$8,269.26

DAILY BALANCE							
BANK CODE	Challenge Grant	TYC	IV-E Program	Post Adj	AYUDAR	State Aid	Comm. Corrections
BANK ACCT	428825	428825	428825	428825	428825	428825	428825
DATE	(581)	(582)	(583)	(584)	(585)	(586)	(587)
BAI Fwd	(\$8.88)	\$110,625.44	\$592,970.88	\$37,909.81	\$20,322.64	\$28,874.81	\$28,957.05
BAI Fwd	(\$8.88)	\$110,625.44	\$592,970.88	\$37,909.81	\$20,322.64	\$28,874.81	\$28,957.05
02-Jun-03	(\$8.88)	\$110,625.44	\$592,970.88	\$37,909.81	\$20,216.40	\$28,721.16	\$28,957.05
03-Jun-03	(\$8.88)	\$110,625.44	\$592,970.88	\$37,909.81	\$20,216.40	\$29,121.16	\$28,957.05
04-Jun-03	(\$8.88)	\$110,625.44	\$592,970.88	\$37,909.81	\$20,216.40	\$29,139.11	\$28,957.05
05-Jun-03	(\$8.88)	\$110,625.44	\$592,970.88	\$37,909.81	\$28,699.40	\$59,839.11	\$48,779.05
06-Jun-03	(\$8.88)	\$110,625.44	\$592,970.88	\$37,909.81	\$28,699.40	\$59,839.11	\$48,779.05
09-Jun-03	(\$8.88)	\$108,345.04	\$592,970.88	\$37,909.81	\$27,499.40	\$59,437.05	\$43,109.05
10-Jun-03	(\$8.88)	\$108,345.04	\$592,970.88	\$37,909.81	\$27,499.40	\$59,437.05	\$43,109.05
June 11, 12, 13, 2003	(\$8.91)	\$108,380.86	\$594,782.84	\$38,040.00	\$25,177.92	\$52,384.01	\$56,942.86
16-Jun-03	(\$8.91)	\$108,380.86	\$594,782.84	\$38,040.00	\$19,103.48	\$52,060.17	\$27,998.64
17-Jun-03	(\$8.91)	\$108,380.86	\$594,782.84	\$38,040.00	\$19,103.48	\$52,060.17	\$27,998.64
18-Jun-03	(\$8.91)	\$108,380.86	\$594,782.84	\$38,040.00	\$19,103.48	\$52,060.17	\$27,998.64
19-Jun-03	(\$8.91)	\$108,380.86	\$594,782.84	\$38,040.00	\$19,103.48	\$52,060.17	\$27,998.64
20-Jun-03	(\$8.91)	\$108,380.86	\$594,782.84	\$38,040.00	\$19,103.48	\$52,060.17	\$27,998.64
23-Jun-03	(\$8.91)	\$108,380.86	\$594,435.53	\$38,040.00	\$18,603.48	\$51,875.37	\$27,998.64
24-Jun-03	(\$8.91)	\$108,380.86	\$594,435.53	\$38,040.00	\$18,603.48	\$51,875.37	\$27,998.64
25-Jun-03	(\$8.91)	\$108,380.86	\$594,435.53	\$38,040.00	\$18,603.48	\$51,875.37	\$27,998.64
26-Jun-03	(\$8.91)	\$108,380.86	\$594,435.53	\$38,040.00	\$18,603.48	\$51,875.37	\$27,998.64
27-Jun-03	(\$8.91)	\$108,380.86	\$594,435.53	\$38,040.00	\$18,603.48	\$51,163.63	\$27,998.64
30-Jun-03	\$0.00	\$107,770.53	\$603,268.72	\$37,943.80	\$23,980.09	\$66,346.17	\$46,509.13
30-Jun-03	\$0.00	\$107,770.53	\$538,430.72	\$37,943.80	\$23,980.09	\$66,346.17	\$46,509.13

DAILY BALANCE

BANK CODE	TJP Salary Adj	Family Preservation	Post Adj Facility				
BANK ACCT	428825	428825	428825				Credit Card
DATE	(588)	(589)	(590)	Securities	MBIA	Funds Management	Clearing Acct
BAI Fwd	\$5,410.56	\$23,733.90	\$19,294.75	\$996,982.76	\$5,303,285.36	\$4,334,713.99	\$0.00
BAI Fwd	\$5,410.56	\$23,733.90	\$19,294.75	\$996,982.76	\$5,303,285.36	\$4,334,713.99	\$0.00
02-Jun-03	\$5,410.56	\$23,733.90	\$19,294.75	\$996,982.76	\$5,303,285.36	\$4,334,713.99	\$0.00
03-Jun-03	\$5,410.56	\$23,733.90	\$19,294.75	\$996,982.76	\$5,303,285.36	\$4,334,713.99	\$0.00
04-Jun-03	\$5,410.56	\$23,733.90	\$19,294.75	\$996,982.76	\$5,303,285.36	\$4,334,713.99	\$0.00
05-Jun-03	\$5,410.56	\$29,566.90	\$19,294.75	\$996,982.76	\$5,303,285.36	\$4,334,713.99	\$0.00
06-Jun-03	\$5,410.56	\$29,566.90	\$19,294.75	\$996,982.76	\$5,303,285.36	\$4,334,713.99	\$0.00
09-Jun-03	\$5,410.56	\$25,207.44	\$19,294.75	\$996,982.76	\$5,303,285.36	\$4,334,713.99	\$0.00
10-Jun-03	\$5,410.56	\$25,207.44	\$19,294.75	\$996,982.76	\$5,303,285.36	\$4,334,713.99	\$0.00
June 11, 12, 13, 2003	\$2,212.67	\$25,289.60	\$19,360.94	\$996,982.76	\$5,303,285.36	\$4,334,713.99	\$0.00
16-Jun-03	\$2,212.67	\$25,289.60	\$19,360.94	\$996,982.76	\$5,303,285.36	\$4,334,713.99	\$0.00
17-Jun-03	\$2,212.67	\$25,289.60	\$19,360.94	\$996,982.76	\$5,303,285.36	\$4,334,713.99	\$0.00
18-Jun-03	\$2,212.67	\$25,289.60	\$19,360.94	\$996,982.76	\$5,303,285.36	\$4,334,713.99	\$0.00
19-Jun-03	\$2,212.67	\$25,289.60	\$19,360.94	\$996,982.76	\$5,308,267.62	\$4,338,431.29	\$0.00
20-Jun-03	\$2,212.67	\$25,289.60	\$19,360.94	\$996,982.76	\$5,308,267.62	\$4,338,431.29	\$0.00
23-Jun-03	\$2,212.67	\$18,977.51	\$19,360.94	\$996,982.76	\$5,485,367.62	\$4,578,431.29	\$0.00
24-Jun-03	\$2,212.67	\$18,977.51	\$19,360.94	\$996,982.76	\$5,485,367.62	\$4,578,431.29	\$0.00
25-Jun-03	\$2,212.67	\$18,977.51	\$19,360.94	\$996,982.76	\$5,485,367.62	\$4,578,431.29	\$0.00
26-Jun-03	\$2,212.67	\$18,977.51	\$19,360.94	\$996,982.76	\$5,485,367.62	\$4,578,431.29	\$0.00
27-Jun-03	\$2,212.67	\$18,977.51	\$19,360.94	\$996,982.76	\$5,485,367.62	\$4,578,431.29	\$0.00
30-Jun-03	\$7,018.17	\$24,736.48	\$113,411.98	\$996,982.76	\$5,485,367.62	\$4,578,431.29	\$0.00
30-Jun-03	\$7,018.17	\$24,736.48	\$113,411.98	\$996,982.76	\$5,485,367.62	\$4,578,431.29	\$0.00

Funds Management
Bob Ross
Joan Alexander

- 1) Portfolio Statement
- 2) Treasurer Daily Balance
- 3) Interest Rates

23

INV CASH TRST GOV SEC PRT 6/30/2003										
Cusip	Share/Par	Security Name	Coupon Rate	Yield to Maturity	Maturity Date	Purchase Price	Amortized Cost	Accrued Income	Purchase Date	Settle Date
3133MCRV9	4,500,000	FEDERAL HOME LOAN BK NTS	5.375	1.5400	1/5/2004	103.99	4,587,588.47	118,264.85	12/16/2002	12/16/2002
SSB030701	11,861,000	STATE STREET BANK REPO	1.1	1.1000	7/1/2003	100.00	11,861,000.00	362.42	6/30/2003	6/30/2003
306305006	15,000,000	TRI REPO (CITIGROUP GLOB	1.26	1.2600	7/1/2003	100.00	15,000,000.00	525.00	6/30/2003	6/30/2003
306305030	15,000,000	TRI REPO (BEAR STEARNS)	1.25	1.2500	7/1/2003	100.00	15,000,000.00	520.83	6/30/2003	6/30/2003
306305040	15,000,000	TRI REPO (GREENWICH CAPI	1.26	1.2600	7/1/2003	100.00	15,000,000.00	525.00	6/30/2003	6/30/2003
306305041	30,000,000	TRI REPO (MERRILL LYNCH	1.28	1.2800	7/1/2003	100.00	30,000,000.00	1,066.67	6/30/2003	6/30/2003
306305105	80,000,000	TRI REPO (CREDIT SUISSE	1.3	1.3000	7/1/2003	100.00	80,000,000.00	2,888.89	6/30/2003	6/30/2003
306305118	80,000,000	TRI REPO (GOLDMAN SACHS	1.25	1.2500	7/1/2003	100.00	80,000,000.00	2,777.78	6/30/2003	6/30/2003
3133MNPS4	10,000,000	FED HOME LOAN BANKS	3.375	1.0900	5/14/2004	101.97	10,196,681.50	43,104.62	6/30/2003	6/30/2003
3133MYCD7	10,000,000	FED HOME LOAN BANKS	1.4	1.4500	5/12/2004	99.95	9,995,751.73	29,071.04	4/14/2003	4/16/2003
313388UX6	11,100,000	FED HOME LOAN BANKS	9.5	1.3200	2/25/2004	107.87	11,685,094.49	368,939.55	2/28/2003	3/5/2003
313396LG6	30,000,000	FREDDIE MAC DISC NT RB	0	0.9800	9/4/2003	99.82	29,946,916.67	-	6/30/2003	6/30/2003
313396LW1	20,000,000	FREDDIE MAC DISC NT RB	0	0.9800	9/18/2003	99.78	19,956,988.88	-	6/30/2003	6/30/2003
313396NJ8	20,000,000	FHLMC DISC NOTE	0	1.0600	10/24/2003	99.60	19,932,277.80	-	6/10/2003	6/11/2003
3134A2T99	5,880,000	FHLMC 5% 1/15/04	5	1.3100	1/15/2004	103.38	5,996,734.23	135,566.66	2/11/2003	2/12/2003
3134A4JN5	10,000,000	FHLMC 3.25 1/15/2004	3.25	1.3300	1/15/2004	101.85	10,102,848.76	149,934.59	1/23/2003	1/24/2003
313588KR5	50,000,000	FEDERAL NATL MTG ASSN	0	1.1800	8/20/2003	99.73	49,918,402.78	-	5/29/2003	5/29/2003
31359MEG4	5,000,000	FNMA NT	4.75	1.2700	11/14/2003	102.39	5,063,850.39	30,329.20	3/4/2003	3/5/2003
3136F3ME3	10,000,000	FEDERAL NATIONAL MORTGAG	1.38	1.3800	5/7/2004	100.00	10,000,000.00	28,702.93	4/25/2003	4/28/2003
86387SFF2	10,000,000	SLMA MTN FRN	1.049999	1.0500	7/1/2003	99.94	9,998,155.74	16,875.61	2/19/2002	2/19/2002
	443,341,000						444,242,291.44	929,455.64		
							\$338,338.73	Other assets less liabilities		
							444,580,630.17	Total portfolio		
							53,949,153.27	Total Net Assets (Treasury Portfolio)		
							498,529,783.44	TOTAL NET ASSETS (ICT)		

BANK ACCT					490202	490202	490202	490202	412732	422037	422258
FM ACCT	DAILY	DAILY			6540001432	6540001432	6540001432	6540001432	6540001443	6540001443	6540001443
DATE	PURCHASE	RELEASE			General	CIL	Hughes	Bates	94 CERT.I&S	98IS	98 TAX IS
	+	-	All Funds	Total From Funds	01	10	14	22	39	99	101
BAI Fwd	\$0.00	\$0.00	\$4,334,713.99	\$4,334,713.99	\$3,545,799.95	\$56,765.47	\$444,369.69	\$70,833.52	\$16,411.42	\$200,461.57	\$72.37
June 1-10	\$0.00	\$0.00	\$4,334,713.99	\$4,334,713.99	\$3,545,799.95	\$56,765.47	\$444,369.69	\$70,833.52	\$16,411.42	\$200,461.57	\$72.37
June 10-17	\$3,717.30	\$0.00	\$4,338,431.29	\$4,338,431.29	\$3,548,846.57	\$56,813.57	\$444,746.19	\$70,893.54	\$16,425.50	\$200,633.49	\$72.43
June 18-24	\$240,000.00	\$0.00	\$4,578,431.29	\$4,578,431.29	\$3,548,846.57	\$61,813.57	\$464,746.19	\$78,893.54	\$44,425.50	\$375,633.49	\$4,072.43
June 24-30	\$0.00	\$0.00	\$4,578,431.29	\$4,578,431.29	\$3,548,846.57	\$61,813.57	\$464,746.19	\$78,893.54	\$44,425.50	\$375,633.49	\$4,072.43

25

VOL. 77 PG. 575

To: Dianna Spieker
From: Joan Alexander

915-659-6440

26

VOL. 77 PG. 576

INVESTORS CASH TRUST ACCOUNTS		July 1, 2003 06/30/03 PM Posting		
ACCOUNT NAME	ACCOUNT #	INTEREST	BALANCE	TOTAL
TOM GREEN COUNTY - GENERAL ACCOUNT	654-0001432	\$3,476.96	\$4,154,299.87	\$4,157,776.83
TOM GREEN COUNTY - DEBT SERVICE	654-0001443	\$218.67	\$424,131.42	\$424,350.09
AVERAGE RATE (05/31/03 THROUGH 06/30/03-31 days): 0.99%				
COMPOUND EFFECTIVE YIELD: 1.00%				
TOTAL:		\$3,695.63	\$4,578,431.29	\$4,582,126.92

MBIA
Danny King

- 1) Collateral Statement
- 2) Treasurer Daily Balance
- 3) Interest Rates
- 4) Portfolio Participants
- 5) Misc.



Notes

June 2003

For more information, call MBIA Client Services at (800)395-5505
Fax: (800)765-7600

For the month of June 2003, MBIA Municipal Investors Service Corporation, in its role as Program Administrator, accrued fees of \$124,001 based on average assets for CLASS Texas of \$754,340,828. The fee is accrued on a daily basis by multiplying the value of the investment property as determined each day by the fee rate of 20 basis points (.0020) divided by 365 days. The monthly fee is the sum of all daily fee accruals for the month of June. The fee is paid monthly upon notification to the custodial bank. MBIA reserves the right to abate fees.

As a registered investment adviser, we are required to furnish you with a copy of our ADV Part II of the SEC registration form. If you would like a copy of this form, please contact us at 800-395-5505.

The following information is provided in accordance with Texas state statute 2256.0016. As of June 30, 2003 the portfolio contained the following:

Securities by type:

Commercial Paper - 74.65%, US Government Guaranteed - 1.42%, US Govt Sponsored - 6.81%, Miscellaneous Agency 4.26%, U.S. Treasury - 7.94%, Money Funds - 1.33%, Municipal - 3.58%

The portfolio is marked to market at the end of each business day. Current information can be provided to you by calling your Client Service Representative at 1-800-395-5505.

Market Value at 06/30/2003 -	\$703,896,818
Amortized Cost at 06/30/2003 -	\$703,816,061
Difference -	\$80,757

The current LOC for the portfolio is \$5,000,000. The NAV on 06/30/2003 is equal to 1.00

Dollar Weighted Average Maturity - 69 days
The final maturity dates of all securities were less than one year.

The custodial bank for Texas CLASS is Wells Fargo, TX.

The portfolio managers of MBIA Capital Management Corp - sub advisor for Texas CLASS are Eric Storch and Melissa Wright.

There were no changes to the Trust Agreement.

BANK ACCT

MBIA ACC

DATE

DAILY
PURCHASEDAILY
RELEASE

All Funds

Total From Funds

490202

TX010145-1

General

(1)

490202

TX010145-1

F/M 1 & 3

(5)

490202

TX010145-1

F/M 2 & 4

(6)

BAI Fwd	\$0.00	\$0.00	\$5,303,285.36	\$5,303,285.36	\$3,908,220.76	\$325,102.94	\$644,890.85
June 1-10	\$6,000.00	\$6,000.00	\$5,303,285.36	\$5,303,285.36	\$3,908,220.76	\$325,102.94	\$644,890.85
June 10-17	\$4,982.26	\$0.00	\$5,308,267.62	\$5,308,267.62	\$3,911,924.95	\$325,411.27	\$645,502.47
June 18-24	\$177,100.00	\$0.00	\$5,485,367.62	\$5,485,367.62	\$3,911,924.95	\$325,411.27	\$645,502.47
June 24-30	\$0.00	\$0.00	\$5,485,367.62	\$5,485,367.62	\$3,911,924.95	\$325,411.27	\$645,502.47

	490202	490202	490202	490202	490202	490202
	TX010145-1	TX010145-1	TX010145-1	TX010145-1	TX010145-1	TX010145-1
	CLL	JCTF	Libr -Hughes	Libr-Donations	DC-RM	Co Crts-Sec
	(10)	(12)	(14)	(15)	(17)	(18)
Sub-Total	\$246,970.14	\$5,651.82	\$25,302.09	\$1,546.97	\$57,916.29	\$13,594.44
Sub-Total	\$240,970.14	\$5,651.82	\$25,302.09	\$1,546.97	\$57,916.29	\$7,594.44
Sub-Total	\$241,204.37	\$5,657.18	\$25,326.09	\$1,548.44	\$57,971.22	\$7,607.33
Sub-Total	\$291,204.37	\$5,657.18	\$55,326.09	\$1,548.44	\$57,971.22	\$7,607.33
Sub-Total	\$291,204.37	\$5,657.18	\$55,326.09	\$1,548.44	\$57,971.22	\$7,607.33

	490202	490202	490202	490202	490202	490202
	TX010145-1	TX010145-1	TX010145-1	TX010145-1	TX010145-1	TX010145-1
	CC-Rm	Libr Misc	Bates	GLP	CCPreserv	Motorist
	(19)	(20)	(22)	(25)	(30)	(31)
Sub-Total	\$95,165.63	\$18,886.88	\$38,166.46	\$30.27	\$10,066.36	\$21,049.50
Sub-Total	\$95,165.63	\$18,886.88	\$38,166.46	\$30.27	\$10,066.36	\$21,049.50
Sub-Total	\$95,255.89	\$18,904.79	\$38,202.66	\$30.30	\$10,075.91	\$21,069.46
Sub-Total	\$135,255.89	\$38,904.79	\$44,202.66	\$30.30	\$10,075.91	\$35,069.46
Sub-Total	\$135,255.89	\$38,904.79	\$44,202.66	\$30.30	\$10,075.91	\$35,069.46

	490202	490202	490202	490202	490202
	TX010145-1	TX010145-1	TX010145-1	TX010145-1	TX010145-1
	CVCA	OJP	Arrest	JE	SMF
	(60)	(61)	(68)	(70)	(71)
Sub-Total	\$30,839.86	\$12,432.02	\$1,931.22	\$746.55	\$761.88
Sub-Total	\$36,839.86	\$18,432.02	\$1,931.22	\$746.55	\$761.88
Sub-Total	\$36,841.69	\$18,432.02	\$1,933.05	\$746.55	\$761.88
Sub-Total	\$70,941.69	\$36,432.02	\$1,933.05	\$4,346.55	\$3,261.88
Sub-Total	\$70,941.69	\$36,432.02	\$1,933.05	\$4,346.55	\$3,261.88

	490202	490202	490202	490202	490202	490202
	TX010145-1	TX010145-1	TX010145-1	TX010145-1	TX010145-1	TX010145-1
	CCC	Time	Fugitive	Indigent	Sheriff	Court Trans.
	(72)	(74)	(77)	(78)	(97)	(106)
Sub-Total	\$52,095.18	\$14,806.09	\$1,683.86	\$1,855.02	\$220.48	\$3,008.68
Sub-Total	\$52,095.18	\$14,806.09	\$1,683.86	\$1,855.02	\$220.48	\$3,008.68
Sub-Total	\$52,126.98	\$14,806.09	\$1,683.86	\$1,855.02	\$220.48	\$3,011.53
Sub-Total	\$105,126.98	\$43,806.09	\$5,683.86	\$8,855.02	\$3,220.48	\$13,011.53
Sub-Total	\$105,126.98	\$43,806.09	\$5,683.86	\$8,855.02	\$3,220.48	\$13,011.53

Economic Commentary

June 2003

Market Commentary

Prepared by Melissa Wright, Portfolio Manager, MBIA Asset Management Corp.

Fed Lowers Benchmark Rate—Again

The Federal Open Market Committee (FOMC) decided to reduce the benchmark Fed Funds Rate another 25 basis points to a 45 year low of 1 percent. The reason for the interest rate cut was due to an assessment by the FOMC that risks exist for an unwelcome fall in inflation. Severe deflation is highly unlikely at this point, but can be very destructive to an economy. The decision to cut interest rates 25 basis points instead of 50 stemmed from expectations that economic fundamentals are likely to improve in the second half of the year.

Although fundamentals seem to be improving, the economy is still mending itself slowly. The healing process has a long way to go and short term interest rates are likely to remain accommodative. The cumulative effect of 12 interest rate cuts since 2001 in addition to fiscal stimulus should give the economy the conditions it needs to grow at a healthier pace in the months ahead. We remain optimistic and feel interest rates are nearing a bottom.

The Federal Open Market Committee (FOMC) will meet again on August 12th, 2003. Economic statistics to watch in July are: ISM (formerly NAPM – 7/1), the employment situation (7/3), Producer Price Index (7/11), Retail Sales (7/15), Industrial Production (7/16), Consumer Price Index (7/16), Home Sales (7/25), Durable Goods Orders (7/25), Gross Domestic Product (7/31) and Chicago Purchasing Managers' Index (7/31).

As of June 30th, 2003, the Dow was up approximately 1.7 percent for the month (up 7.9 percent year to date), the NASDAQ was up 2.0 percent for the month (up 21.9 percent year to date) and the S&P500 was up 1.5 percent for the month (11.2 percent year to date.)

Sector Review

U.S. Treasuries: Treasury yields fell to historic lows in June as the market began to price in the high probability of the Fed rate cut that occurred at the June 25th meeting. After the Fed cut rates 25 basis points, the yield curve began to steepen as market participants believe this cut was most likely the last. Three-month bills were yielding .86 percent at the end of June and six-month bills yielded 0.94 percent. Two year treasuries were yielding 1.31 percent, 10-year treasuries were yielding 3.51 percent and 30-year bonds were yielding 4.58 percent.

In our Treasury portfolios, we will begin to shorten the weighted average maturity and take advantage of market sell-offs in the long end of the curve. We believe the Fed is done easing interest rates, but will watch economic data closely to determine whether another 25 basis point cut is possible later in the year.

Repurchase Agreements: Overnight repurchase agreements (repo) traded just below the old Fed Funds rate of 1.25 percent for most of the month. Repo rates dropped in step with the Fed Fund to 1 percent after the FOMC lowered interest rates by 25 basis points. Month-end pressures caused repo to rise to 1.1 percent on June 30th, but we expect overnight repo levels to average 1 percent for the month of July.

Commercial Paper: Commercial paper (CP) rates for short (thirty- to ninety-day) paper dropped at the beginning of June as the Fed's rate cut seemed a certainty. Thirty- to ninety-day paper is currently trading just over 1 percent. Six- to nine-month top-tier commercial paper supply remains low, with rates currently yielding around 1.03 percent. If economic fundamentals continue to improve, we expect commercial paper issuance to increase. If fundamentals deteriorate, another Fed rate cut could be possible and would therefore expect CP issuers to remain on the sidelines.

We lengthened the weighted average maturities in our CP portfolios ahead of the Fed rate cut, but will begin to shorten back to the low 50's since the short-term yield curve remains flat.

U.S. Government Agencies: Rates on agency securities remain flat out the curve. One-month agency discount notes are yielding 0.97 percent, three- and six-month discount notes are yielding 0.98 percent and one year discount notes are yielding a 1.00 percent. We expect the short-term curves to remain flat to slightly steep as the market awaits clarity on the economy.

In our agency portfolios, we are keeping our weighted average maturities in the mid-50s buying securities out the curve where we see value.

30

Market Summary

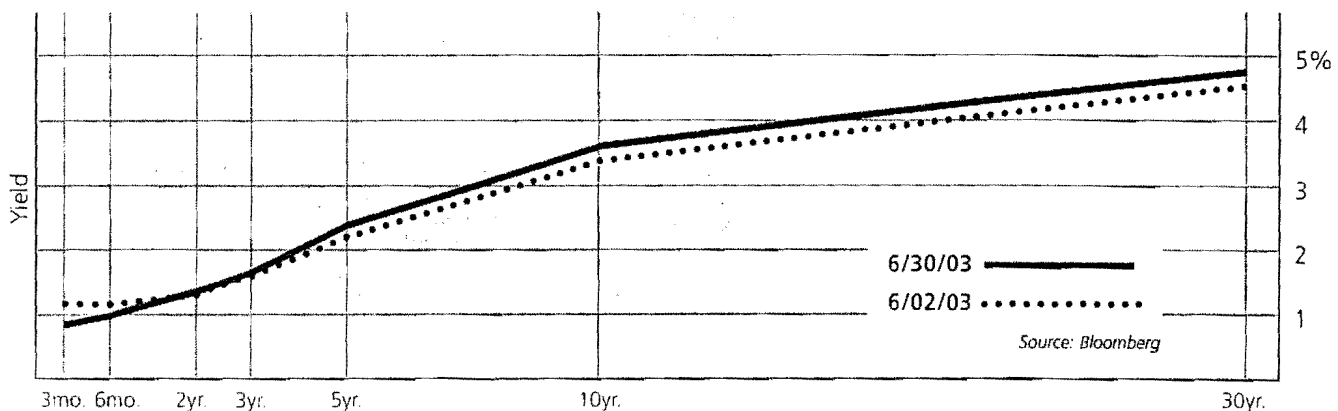
Prepared by Jake Danaher, Portfolio Manager, MBIA Asset Management Corp.

Monthly Market Summary

	5/30	6/06	6/13	6/20	6/27	2nd QTD AVG	1st QTD AVG
Overnight Rates							
Effective Fed Funds	1.28	1.24	1.24	1.23	1.08	1.23	1.25
Repurchase Agreements	1.24	1.21	1.21	1.11	0.97	1.17	1.22
Discount Rates							
1 Month Treasury Bill	1.15	1.13	0.91	0.80	0.78	1.04	1.16
1 Month Agency Disc.	1.19	1.12	1.00	0.90	0.96	1.12	1.20
1 Month Com'l Paper	1.23	1.18	1.03	0.94	1.03	1.17	1.23
3 Month Treasury Bill	1.09	1.03	0.84	0.81	0.85	1.03	1.16
3 Month Agency Disc.	1.15	1.07	0.95	0.90	0.97	1.10	1.20
3 Month Com'l Paper	1.17	1.07	0.95	0.91	1.00	1.13	1.23
6 Month Treasury Bill	1.07	1.01	0.84	0.83	0.93	1.04	1.17
6 Month Agency Disc.	1.12	1.04	0.93	0.90	0.98	1.09	1.20
6 Month Com'l Paper	1.15	1.03	0.90	0.89	1.03	1.11	1.22
Yields							
1 Year Treasury	1.13	1.08	0.90	0.94	1.09	1.15	1.30
1 Year Agency	1.18	1.11	0.97	0.95	1.05	1.15	1.31
2 Year Treasury	1.33	1.27	1.10	1.22	1.38	1.43	1.65
2 Year Agency	1.45	1.35	1.22	1.31	1.43	1.54	1.82
5 Year Treasury	2.30	2.29	2.08	2.31	2.52	2.57	2.78
5 Year Agency	2.55	2.54	2.34	2.58	2.69	2.82	3.26



Historical Yield Curve



Key Economic Indicators

	For the Period	Date of Release	Expected	Actual	Prior
Unemployment Rate	May	6/06	6.1%	6.1%	6.0%
Consumer Price Index	May	6/17	-0.1%	0.0%	-0.3%
- Less Food and Energy	May	6/17	0.1%	0.3%	0.0%
Consumer Confidence	June	6/24	82.0	83.5	83.6
FOMC Rate Decision		6/25	1.00%	1.00%	1.25%
Gross Domestic Product	1QF	6/26	1.9%	1.4%	1.9%

MBIA Asset Management Corp.
113 King Street
Armonk, New York 10504
Client Services: 1-800-395-5505
www.MBIA.com

MBIA

Capital Strength. Triple-A Performance.

Texas CLASS

DAILY VALUATION REPORT
06/30/2003
QUOTED IN: United States Dollar

RUN DATE: 07/01/03
RUN TIME: 15:00:37
PAGE: 1

Security ID	Description	Quantity	Price	Amort. Cost	Market Value	Unrealized G/L	% Price Chg
Bonds Tax Exempt (LT)							
13062PCU4	California State Rev Antic Wts-Ser A 2½ Due 6/16/2004 Ann-6/16	25,000,000.00	100.826	25,213,830.36	25,206,500.00	-7,330.36	(0.01)
TOTAL - Bonds Tax Exempt (LT)		25,000,000.00		25,213,830.36	25,206,500.00	-7,330.36	
Non U.S. Govt Bonds (LT)							
312924TX1	FHLMC Agency 3 1/4% Due 5/20/2004 MN20	2,115,000.00	101.890	2,154,763.07	2,154,973.50	210.43	0.01
31339XGP3	FHLB Agency dtd 06/02/03 1.27% Due 6/25/2004 JD2	10,000,000.00	100.031	10,000,000.00	10,003,100.00	3,100.00	0.03
3133MSQB9	Federal Home Loan Bank Agency 5 1/8% Due 9/15/2003 MS15	5,000,000.00	100.846	5,037,571.31	5,042,300.00	4,728.69	(0.01)
3133MJVZ0	FHLB Agency dtd 11/15/01 2 1/2% Due 11/14/2003 MN15	4,000,000.00	100.625	4,013,395.38	4,025,000.00	11,604.62	0.00
3133MLFC4	FHLB Agency dtd 2/12/02 3.27% Due 2/12/2004 FA12	7,000,000.00	101.375	7,082,865.03	7,096,250.00	13,384.97	0.00
3133MMR88	FHLB Govt Agency 3 3/4% Due 2/13/2004 FA15	6,000,000.00	101.656	6,089,944.75	6,099,360.00	9,415.25	0.03
3133MW2S9	Federal Home Loan Bank Agency 1.41% Due 3/5/2004 FA11	5,000,000.00	100.000	5,000,000.00	5,000,000.00	0.00	0.00
3133MW4G3	Federal Home Loan Bank Agency 1.41% Due 3/8/2004 FA12	7,000,000.00	100.000	7,000,000.00	7,000,000.00	0.00	0.00
3133MXKD0	Federal Home Loan Bank Syst FEDERAL HOME LOAN BANK 1.30000 1.3% Due 4/13/2004 MS18	10,000,000.00	100.000	10,000,000.00	10,000,000.00	0.00	0.00
3133MYNK9	FHLB Agency 1.35% Due 5/28/2004 MN7	5,000,000.00	100.031	5,000,000.00	5,001,550.00	1,550.00	0.03
3133MYVD6	FHLB Agency 1.3% Due 6/7/2004 MN12	13,000,000.00	100.031	13,000,000.00	13,004,030.00	4,030.00	0.03
3134A4CQ5	FHLMC Agency 6 3/8% Due 11/15/2003 MN15	3,500,000.00	102.000	3,565,380.79	3,570,000.00	4,619.21	0.00

33

582
77 PG.
VOL.

Texas CLASS

DAILY VALUATION REPORT
06/30/2003
QUOTED IN: United States Dollar

RUN DATE: 07/01/03
RUN TIME: 15:00:37
PAGE: 2

Security ID	Description	Quantity	Price	Amort. Cost	Market Value	Unrealized G/L	% Price Chg
3136F3ME3	Fannie Mae FANNIE MAE 1.380000 20040507 1.38% Due 5/7/2004 AO16	10,000,000.00	100.094	10,000,000.00	10,009,400.00	9,400.00	(0.03)
3136F3YB6	FNMA Agency dtd 06/04/03 1.3% Due 6/30/2004 JD4	10,000,000.00	100.031	10,000,000.00	10,003,100.00	3,100.00	0.03
TOTAL - Non U.S. Govt Bonds (LT)		97,615,000.00		97,943,920.33	98,009,063.50	65,143.17	
Bonds Taxable (ST)							
313396SAB	FREDDIE DISCOUNT Discount Notes Due 9/22/2003 At Mat	3,880,000.00	99.750	3,868,702.44	3,870,300.00	1,597.56	0.00
313396SB4	FREDDIE DISCOUNT Discount Notes Due 5/20/2004 At Mat	3,790,000.00	99.125	3,755,194.66	3,756,837.50	1,642.84	0.00
313396MT7	FREDDIE DISCOUNT Discount Notes Due 10/9/2003 At Mat	4,000,000.00	99.750	3,984,776.74	3,990,000.00	5,223.26	0.00
313396TP8	FREDDIE DISCOUNT Discount Notes Due 2/26/2004 At Mat	2,430,000.00	99.375	2,415,257.19	2,414,812.50	-444.69	0.00
313588JV8	FNMA DISCOUNT Discount Notes Due 7/31/2003 At Mat	20,000,000.00	99.875	19,982,824.00	19,975,000.00	-7,824.00	0.00
313588QK4	FNMA DISCOUNT FannieMae/Disc Notes Due 12/12/2003 At Mat	11,931,000.00	99.625	11,858,812.89	11,886,258.75	27,445.86	0.00
TOTAL - Bonds Taxable (ST)		46,031,000.00		45,865,567.92	45,893,208.75	27,640.83	
Money Market Securities							
06945MU38	Barton Capital Corp. Commercial Paper 07/03/03 A1+ Due 7/3/2003 At Mat	35,000,000.00	99.994	34,997,899.18	34,997,900.00	0.82	0.00
11012PAA5	Bristol Myers Squibb Co. CP Floater Adj % Due 7/8/2003 Sched	15,000,000.00	100.000	15,000,000.00	15,000,000.00	0.00	0.00
12672LV77	CXC LLC Commercial Paper 08/07/03 A1+ Due 8/7/2003 At Mat	30,000,000.00	99.893	29,969,776.75	29,967,900.00	-1,876.75	0.00
21987NU34	Corporate Asset Funding Co. Commercial Paper 7/3/03 A1+ Due 7/3/2003 At Mat	1,000,000.00	99.994	999,932.08	999,940.00	7.92	0.00

Texas CLASS

DAILY VALUATION REPORT
06/30/2003
QUOTED IN: United States Dollar

RUN DATE: 07/01/03
RUN TIME: 15:00:37
PAGE: 3

Security ID	Description	Quantity	Price	Amort. Cost	Market Value	Unrealized G/L	% Price Chg
21987NU34	Corporate Asset Funding Co. Commercial Paper 7/3/03 A1+ Due 7/3/2003 At Mat	24,000,000.00	99.994	23,998,343.13	23,998,560.00	216.87	0.00
24609DUP9	Delaware Funding Corp Commercial Paper 07/23/03 A1+ Due 7/23/2003 At Mat	30,000,000.00	99.934	29,982,029.91	29,980,200.00	-1,829.91	0.00
27003LU27	Eagle Funding Commercial Paper 07/02/03 A1 Due 7/2/2003 At Mat	15,000,000.00	99.996	14,999,474.48	14,999,400.00	-74.48	0.00
27003LUJ0	Eagle Funding Commercial Paper 07/18/03 A1 Due 7/18/2003 At Mat	16,221,000.00	99.948	16,213,338.80	16,212,565.08	-773.72	0.00
28100MUR0	Edison Asset Securitization Commercial Paper 07/25/03A1+ Due 7/25/2003 At Mat	32,000,000.00	99.928	31,979,516.18	31,976,960.00	-2,556.18	0.00
30601WU31	Fairway Finance Corp. Commercial Paper 07/03/03 A1 Due 7/3/2003 At Mat	30,000,000.00	99.994	29,998,216.24	29,998,200.00	-16.24	0.00
3814A5AZ1	Goldman Sachs CP FLT Adj % Due 9/16/2003 Sched	20,000,000.00	100.000	20,000,000.00	20,000,000.00	0.00	0.00
38486UUE4	Gramercy Capital Corp Commercial Paper 7/14/03 A1 Due 7/14/2003 At Mat	26,000,000.00	99.961	25,990,231.60	25,989,860.00	-371.60	0.00
49833MUE9	Kitty Hawk Funding Corp Commercial Paper 07/14/03 A1+ Due 7/14/2003 At Mat	30,000,000.00	99.961	29,989,381.31	29,988,300.00	-1,081.31	0.00
56266UU77	Mane Funding Corp. Commercial Paper 07/07/03 A1+ Due 7/7/2003 At Mat	10,000,000.00	99.982	9,997,881.24	9,998,200.00	318.76	0.00
6117P5UU9	Mont Blanc Capital Corp Commercial Paper 07/28/03 A1+ Due 7/28/2003 At Mat	15,000,000.00	99.921	14,987,960.71	14,988,150.00	189.29	0.00
64351QUN1	New Center Asset Trust Commercial Paper 07/22/03 A1+ Due 7/22/2003 At Mat	19,000,000.00	99.938	18,989,246.85	18,988,220.00	-1,026.85	0.00
69347STPC	PNC Bank (BlackRock) TEMP FUNDS - CLASS Adj % Due On-Demand Mo-31	9,390,444.52	100.000	9,390,444.52	9,390,444.52	0.00	0.00
7403P1U98	Preferred Rec Funding Commercial Paper 7/9/03 A1 Due 7/9/2003 At Mat	15,000,000.00	99.975	14,995,929.89	14,996,250.00	320.11	0.00
74977BU15	Rabobank Nederland NV Commercial Paper 07/01/03 A1+ Due 7/1/2003 At Mat	35,000,000.00	100.000	35,000,000.00	35,000,000.00	0.00	0.00

584
77 PG.
VOL.

Texas CLASS

DAILY VALUATION REPORT
06/30/2003
QUOTED IN: United States Dollar

RUN DATE: 07/01/03
RUN TIME: 15:00:37
PAGE: 4

35

Security ID	Description	Quantity	Price	Amort. Cost	Market Value	Unrealized G/L	% Price Chg
82124MU16	Sheffield Receivables Commercial Paper 07/01/03 A1+ Due 7/1/2003 At Mat	20,000,000.00	100.000	20,000,000.00	20,000,000.00	0.00	0.00
82124MUM0	Sheffield Receivables Commercial Paper 07/21/03 A1+ Due 7/21/2003 At Mat	15,000,000.00	99.940	14,991,748.41	14,991,000.00	-748.41	0.00
86888NV77	Surrey Funding Corp Commercial Paper 08/07/03 A1+ Due 8/7/2003 At Mat	22,226,000.00	99.892	22,197,391.13	22,201,995.92	4,604.79	0.00
89346VU13	Transamerica Asset Commercial Paper 07/01/03 A1+ Due 7/1/2003 At Mat	35,124,000.00	100.000	35,124,000.00	35,124,000.00	0.00	0.00
9026X1U13	UBS Americas Inc. Commercial Paper 07/01/03 A1+ Due 7/1/2003 At Mat	35,000,000.00	100.000	35,000,000.00	35,000,000.00	0.00	0.00
TOTAL - Money Market Securities		534,961,444.52		534,792,742.41	534,788,045.52	-4,696.89	
TOTAL - Texas CLASS		703,607,444.52		703,816,061.02	703,896,817.77	80,756.75	



Portfolio Participants

June 2003

For more information, call MBIA Client Services at (800)395-5505
Fax: (800)765-7600

Alamo Heights ISD	Alice ISD	Allen ISD
Alvin ISD	Aransas County ISD	Atlanta ISD
City of Austin	City of Balch Springs	Bandera ISD
Bastrop County	Beckville ISD	City of Bedford
Bexar County Tax Assesor Collector	Bissonnet M.U.D.	Blinn College
City of Boerne	Brazoria County	Brazoria County M.U.D. #1
Brazoria County M.U.D. #2	Brazoria County M.U.D. #3	Brenham ISD
City of Brownsville	Brownsville ISD	City of Buda
City of Bulverde	Bulverde Area Rural Library District	City of Burleson
Caldwell ISD	Caldwell County	Calhoun County ISD
Canutillo ISD	Canyon Lake Library District	Carroll ISD
City of Castle Hills	Castlewood M.U.D.	City of Cedar Hill
Central Texas College	Channelview ISD	Chapel Hill ISD
Chelford One M.U.D.	Cinco M.U.D. #9	Clear Creek ISD
City of Cleburne	Coastal Bend College	Coastal Plains MIIMR
Coke County	Collin County	Colorado County
Columbia - Brazoria ISD	Columbus ISD	City of Columbus
City of Commerce	City of Converse Econ. Dev. Cop.	Coppell ISD
Corpus Christi ISD	County of Bell	Denton County
Rockwall County	Cypress Forest P.U.D.	Dallas County Utility & Reclamation District
Dallas ISD	City of DeSoto	DeSoto ISD
DeWitt Medical District	Denton County District Clerk	Dickinson ISD
Duncanville ISD	Eanes ISD	East Central ISD
East Texas Schools CO-OP ISD	Ector County	City of El Campo
El Paso County 911 District	El Paso ISD	Ellis County
Everman ISD	Town of Fairview	First Colony Levy I.D.
City of Floresville	Forney I.S.D.	Fort Bend County
Fort Bend County M.U.D. #2	Fort Bend County M.U.D. #25	Fort Sam Houston ISD
Franklin County	Frankston ISD	Fredericksburg ISD
Frenship ISD	City of Friendswood	Friendswood ISD
Guadalupe Blanco River Authority	Georgetown ISD	City of Goliad
Goliad ISD	Grand Prairie ISD	City of Greenville



For more information, call MBIA Client Services at (800)395-5505
Fax: (800)765-7600

Groesbeck ISD
Harris County M.U.D. #148
Harris County M.U.D. #46
Harris County Utility District #6
Hays CISD
Hitchcock ISD
City of Huntsville
Industrial ISD
Johnson County
Kenedy ISD
City of Kingsville
Lake Dallas ISD
City of Laredo
Leander ISD
City of Levelland Economic Dev Corp
City of Lockhart
Mabank ISD
City of McKinney
Mercedes ISD
Mission CISD
Montgomery County M.U.D. #46
Montgomery County M.U.D. #60
Montgomery County M.U.D. #18
North East ISD
Northside ISD
Nueces County
Palestine ISD
Palmer Plantation M.U.D. #2
Pecan Grove M.U.D.
Pharr-San Juan-Alamo ISD
Queen City ISD
Red Oak ISD
Region One ESC
Rio Grande City CISD
Roma ISD
Sabine ISD
San Angelo ISD

Guadalupe County
Harris County M.U.D. #151
Harris County M.U.D. #81
Harris County Utility District #14
Hays County
Hopkins County
Hurst Euless Bedford ISD
City of Jacksonville
Kaufman ISD
Kilgore ISD
La Vernia ISD
Lamar CISD
Laredo ISD
Lee County
Limestone County
Lockhart ISD
Magnolia ISD
McKinney ISD
Meyersville ISD
Montgomery County M.U.D. #36
Montgomery County M.U.D. #47
Montgomery County M.U.D. #67
Nacogdoches ISD
North Forest ISD
Northwest Harris County M.U.D. #16
Nueces County Hospital District
Palmer ISD
Paris Economic Development Corporation
Pettus ISD
Pine Tree ISD
Randolph Field ISD
Refugio ISD
Reid Road M.U.D. #2
Rockett Special Utility District (SUD)
Roosevelt ISD
Salado ISD
San Benito CISD

City of Haltom City
Harris County M.U.D. #153
Harris County R.F.P.D #48
Harris County Utility District #15
City of Highland Village
Howard County
Hutto ISD
Jacksonville ISD
Kemp ISD
Killeen ISD
La Porte ISD
City of Lancaster
City of Leander
City of Levelland
Little Elm ISD
Lovejoy I.S.D.
Marshall ISD
City of Mercedes
Mission Bend M.U.D. #2
Montgomery County M.U.D. #40
Montgomery County M.U.D. #6
Montgomery County M.U.D. #7
New Braunfels ISD
City of North Richland Hills
Northwest Harris County M.U.D. #21
Overton ISD
Palmer Plantation M.U.D. #1
City of Pasadena
Pflugerville ISD
Prosper I.S.D.
Raymondville ISD
Region 19 ESC
Rice CISD
Rockwall ISD
City of Rosenberg
Salado Public Library District
San Patricio Cnty. Drain Dist. (U.D.)



For more information, call MBIA Client Services at (800)395-5505
Fax: (800)765-7600

San Patricio County
Schertz/Seguin Local Gov't Corp.
Seguin ISD
Sherman ISD
South San Antonio ISD
Tatum ISD
City of Temple
Terrell ISD
Texas School for the Blind ISD
Tom Green County Clerk
Tuloso - Midway ISD
Village of Bee Cave
Waller ISD
Webb County
City of White Oak
Willacy County
Wylie ISD

Santa Fe ISD
Schertz - Cibola Universal City ISD
City of Shavano Park
Sinton ISD
Spencer Road Public Utility District
Taylor ISD
Temple ISD
Texarkana ISD
Texas School for the Deaf
Tom Green County
United ISD
Waco ISD
Washington County
Weslaco ISD
White Oak ISD
Willow Fork Drainage District (U.D.)
Yorktown ISD

City of Schertz
Scurry - Rosser ISD
City of Sherman
City of South Houston
Tarrant County
City of Taylor
Temple College
Texas CLASS
The Woodlands M.U.D. #2
Tropical Texas MHMR
Van Zandt County
Waller County
Waxahachie ISD
West Harris County M.U.D. #11
City of Whitehouse
City of Woodcreek
Ysleta ISD

Tom Green County Indebtedness

- 1) Debt Balances Per TGC
- 2) Debt Balances Per Rausher

Tom Green County
Outstanding General Obligation Debt

Annual Total Debt Service Schedule (8 issues)

	<u>FYE</u>	<u>Principal</u>	<u>Interest</u>	<u>Debt Service</u>
	1999	\$1,145,000.00	\$1,028,576.05 *	\$2,173,576.05
	2000	1,255,000.00	1,040,598.75	2,295,598.75
	2001	1,325,000.00	977,277.50	2,302,277.50
8 issues	2002	1,515,000.00	907,703.75	2,422,703.75
5 issues	2003	1,640,000.00	835,526.25	2,475,526.25
3 issues	2004	1,700,000.00	764,728.75	2,464,728.75
3 issues	2005	1,785,000.00	691,578.75	2,476,578.75
1 issue	2006	1,760,000.00	616,500.00	2,376,500.00
	2007	1,845,000.00	539,432.50	2,384,432.50
	2008	1,925,000.00	457,415.00	2,382,415.00
	2009	2,005,000.00	370,955.00	2,375,955.00
	2010	2,090,000.00	279,820.00	2,369,820.00
	2011	2,190,000.00	182,425.00	2,372,425.00
	2012	2,265,000.00	78,827.50	2,343,827.50
	2013	320,000.00	17,840.00	337,840.00
	2014	210,000.00	5,040.00	215,040.00
<hr/>				
Total		\$24,975,000.00	\$8,794,244.80	\$33,769,244.80

* Includes accrued interest of \$65,954.19.

100110 5-1-00

Tom Green County
Outstanding General Obligation Debt
Certificates of Obligation, Series 1994

<u>Date</u>	<u>Principal</u>	<u>Coupon</u>	<u>Interest</u>	<u>Debt Service</u>	<u>FYE 9/30</u>
					<u>Debt Service</u>
2/1/99	\$100,000.00	4.200%	\$18,685.00	\$118,685.00	
8/1/99			16,585.00	16,585.00	\$135,270.00
2/1/00	100,000.00	4.400%	16,585.00 ✓	116,585.00 ✓	
8/1/00			14,385.00	14,385.00	130,970.00
2/1/01	105,000.00	4.700%	14,385.00	119,385.00 ✓	
8/1/01			11,917.50	11,917.50	131,302.50
2/1/02	110,000.00	4.850%	11,917.50	121,917.50	
8/1/02			9,250.00	9,250.00	131,167.50
2/1/03	115,000.00	5.000%	9,250.00	124,250.00	
8/1/03			6,375.00	6,375.00	130,625.00
2/1/04	120,000.00	5.100%	6,375.00	126,375.00	
8/1/04			3,315.00	3,315.00	129,690.00
2/1/05	<u>130,000.00</u>	5.100%	<u>3,315.00</u>	<u>133,315.00</u>	<u>133,315.00</u>
Total	<u>\$780,000.00</u>		<u>\$142,340.00</u>	<u>\$922,340.00</u>	<u>\$922,340.00</u>

412137 9-17-05

39

C39-239-444 From
610 P
650 I
675 SUC

Final Pay Feb 2005

TOM GREEN COE

Tom Green County
Outstanding General Obligation Debt

GO Refunding Bonds, Series 1998

Date	Principal	Coupon	Interest	Debt Service	FYE 9/30
					Debt Service
2/1/99			\$345,309.38 *	\$345,309.38	
8/1/99			414,371.25	414,371.25	\$759,680.63
2/1/00			414,371.25	414,371.25 ✓	
8/1/00			414,371.25	414,371.25	828,742.50
2/1/01			414,371.25	414,371.25 ✓	
8/1/01			414,371.25	414,371.25	828,742.50
2/1/02	\$120,000.00	4.000%	414,371.25	534,371.25 ✓	
8/1/02			411,971.25	411,971.25	946,342.50
2/1/03	1,095,000.00	4.000%	411,971.25	1,506,971.25	
8/1/03			390,071.25	390,071.25	1,397,042.50
2/1/04	1,495,000.00	4.100%	390,071.25	1,885,071.25	
8/1/04			359,423.75	359,423.75	2,244,495.00
2/1/05	1,565,000.00	4.150%	359,423.75	1,924,423.75	
8/1/05			326,950.00	326,950.00	2,251,373.75
2/1/06	1,760,000.00	4.250%	326,950.00	2,086,950.00	
8/1/06			289,550.00	289,550.00	2,376,500.00
2/1/07	1,345,000.00	4.300%	289,550.00	2,134,550.00	
8/1/07			249,382.50	249,382.50	2,384,432.50
2/1/08	1,925,000.00	4.400%	249,382.50	2,174,382.50	
8/1/08			207,532.50	207,532.50	2,382,415.00
2/1/09	2,005,000.00	4.400%	207,532.50	2,212,532.50	
8/1/09			163,422.50	163,422.50	2,375,955.00
2/1/10	2,090,000.00	4.500%	163,422.50	2,253,422.50	
8/1/10			116,397.50	116,397.50	2,369,820.00
2/1/11	2,190,000.00	4.600%	116,397.50	2,306,397.50	
8/1/11			66,027.50	66,027.50	2,372,425.00
2/1/12	2,265,000.00	4.700%	66,027.50	2,331,027.50	
8/1/12			12,300.00	12,300.00	2,343,827.50
2/1/13	320,000.00	4.850%	12,300.00	332,300.00	
8/1/13			5,040.00	5,040.00	337,340.00
2/1/14	210,000.00	4.800%	5,040.00	215,040.00	215,040.00
Total	\$18,385,000.00		\$8,029,674.38	\$26,914,674.38	\$26,914,674.38

* Includes accrued interest of \$64,457.75.

Final Pay
Feb 2014

CRS

437057

CRS 307 444

WIC
CSC
CIT

Bank
F
I
SUC

42

**Tom Green County
Outstanding General Obligation Debt**

Tax Notes, Series 1998

<u>Date</u>	<u>Principal</u>	<u>Coupon</u>	<u>Interest</u>	<u>Debt Service</u>	<u>FYE 9/30 Debt Service</u>
2/1/99			\$8,016.67 *	\$8,016.67	
8/1/99			9,620.00	9,620.00	\$17,636.67
2/1/00	\$70,000.00	3.900%	9,620.00 ✓	79,620.00 ✓	
8/1/00			8,255.00	8,255.00	87,875.00
2/1/01	75,000.00	3.950%	8,255.00	83,255.00 ✓	
8/1/01			6,773.75	6,773.75	90,028.75
2/1/02	75,000.00	4.000%	6,773.75	81,773.75	
8/1/02			5,273.75	5,273.75	87,047.50
2/1/03	80,000.00	4.050%	5,273.75	85,273.75	
8/1/03			3,653.75	3,653.75	88,927.50
2/1/04	85,000.00	4.150%	3,653.75	88,653.75	
8/1/04			1,890.00	1,890.00	90,543.75
2/1/05	90,000.00	4.200%	1,890.00	91,890.00	91,890.00
Total	<u>\$475,000.00</u>		<u>\$78,949.17</u>	<u>\$553,949.17</u>	<u>\$553,949.17</u>

* Includes accrued interest of \$1,496.44.

ASTANIS

101 422258

101-246-444 Bank

GIC

P

650

I

675

Sic

Final Pay
Feb 2005

43

Indebtedness

44

VOL. 77 PG. 594

June-03		TOM GREEN COUNTY INDEBTEDNESS			
Fund Name	Fund Title	Principal Payments Due Every February	Paid In January P&I		
		ORIGINAL	Previous O/S Balance	Next Payment Due 08/01/03	Current O/S Balance
FUND 24	TGC '93 CERTIFICATE OBLIGATION	(1,500,000.00)	(75,000.00)	75,000.00	0.00 Paid Off
FUND 34	TGC '95 CERT OBLIG CONSTRUCTION	(8,000,000.00)	(275,000.00)	275,000.00	0.00 Paid Off
** NOTE THESE ISSUES MATURES ON 02/01/03 **					0.00
FUND 39	TGC '94 CONSTRUCTION	(2,600,000.00)	(365,000.00)	115,000.00	(250,000.00)
FUND 101	TGC TAX ANTICIPATION NOTES	(475,000.00)	(255,000.00)	80,000.00	(175,000.00)
** NOTE THESE ISSUES MATURES ON 02/01/05 **					(425,000.00)
FUND 99	TGC '98 GNOB	(18,885,000.00)	(18,765,000.00)	1,095,000.00	(17,670,000.00)
** NOTE THIS ISSUE MATURES ON 02/01/14 **					(17,670,000.00)
TOTAL		(31,460,000.00)	(19,735,000.00)	1,640,000.00	(18,095,000.00)

Tom Green County Interest

- 1) Interest Earned Monthly
- 2) Interest Earned FY 2001
- 3) Interest Rates

45

As of 7/14/03	Budgeted	Received	Remaining (extra)
Depository Interest [-3701	\$99,185.00	\$135,108.83	(\$35,923.83)
Security Interest [-3704	\$47,500.00	\$23,750.00	\$23,750.00
MBIA [-3705	\$53,245.00	\$26,872.86	\$26,372.14
Funds Management [-3706	\$21,865.00	\$29,580.86	(\$7,715.86)
	<u>\$221,795.00</u>	<u>\$215,312.55</u>	<u>\$6,482.45</u>
			\$6,482.45

Remaining Revenue Budgeted but not collected
\$6,482.45

Bank Services Charges [-0444	Budgeted	Paid	Remaining
	\$42,000.00	\$89,505.41	(\$47,505.41)

	<u>Previous Month</u>	<u>Current Month</u>
Geno Checking Interest Annual Yield	3.810%	3.820%
MBIA Annual Yield	1.110%	1.040%
Funds Management Compound Effective Yield	1.050%	1.000%

FY02 Totals			
Budget	Total Received	Extra Received	
\$309,065.00	\$310,423.07	\$1,358.07	

46



Texas CLASS Daily Rates June 2003

For more information, call MBIA Client Services at (800)395-5505
Fax: (800)765-7600



<i>Date</i>	<i>Daily Rates</i>	<i>Annual Yield</i>
06/01/03	1.08%	1.09%
06/02/03	1.09%	1.09%
06/03/03	1.07%	1.08%
06/04/03	1.07%	1.08%
06/05/03	1.07%	1.08%
06/06/03	1.06%	1.07%
06/07/03	1.06%	1.07%
06/08/03	1.06%	1.07%
06/09/03	1.07%	1.07%
06/10/03	1.06%	1.07%
06/11/03	1.06%	1.07%
06/12/03	1.05%	1.06%
06/13/03	1.05%	1.06%
06/14/03	1.05%	1.06%
06/15/03	1.05%	1.06%
06/16/03	1.08%	1.09%
06/17/03	1.04%	1.05%
06/18/03	1.03%	1.04%
06/19/03	1.04%	1.05%
06/20/03	1.01%	1.02%
06/21/03	1.01%	1.02%
06/22/03	1.01%	1.02%
06/23/03	1.00%	1.00%
06/24/03	0.95%	0.96%
06/25/03	0.97%	0.97%
06/26/03	0.96%	0.96%
06/27/03	0.96%	0.97%
06/28/03	0.96%	0.97%
06/29/03	0.96%	0.97%
06/30/03	1.10%	1.11%
Average	1.04%	1.04%

Rates can vary over time. Past performance is no guarantee of future results.

To: Dianna Spieker
From: Joan Alexander

915-659-6440

34

INVESTORS CASH TRUST ACCOUNTS		July 1, 2003 06/30/03 PM Posting		
ACCOUNT NAME	ACCOUNT #	INTEREST	BALANCE	TOTAL
TOM GREEN COUNTY - GENERAL ACCOUNT	654-0001432	\$3,476.96	\$4,154,299.87	\$4,157,776.83
TOM GREEN COUNTY - DEBT SERVICE	654-0001443	\$218.67	\$424,131.42	\$424,350.09
AVERAGE RATE (05/31/03 THROUGH 06/30/03-31 days): 0.99%				
COMPOUND EFFECTIVE YIELD: 1.00%				
TOTAL:		\$3,695.63	\$4,578,431.29	\$4,582,126.92

-- Budget Inquiry - 2002-2003 Fiscal Year --

Revenue Account ID Mask(s): [-3701; [-3704; [-3705; [-3706

##.	Acct ID.....	Current Budget	YTD Revenue...	Revenue Receivable
1	001-370-3701	30,000.00	70,237.53	-40,237.53
2	001-370-3704	47,500.00	17,812.50 2375.33	29,687.50 2375.33
3	001-370-3705	32,000.00	17,346.60	14,653.40
4	001-370-3706	10,000.00	24,040.31	-14,040.31
5	005-370-3701	4,000.00	3,557.58	442.42
6	005-370-3705	7,500.00	1,717.34	5,782.66
7	006-370-3701	4,000.00	4,009.33	-9.33
8	006-370-3705	7,500.00	4,385.30	3,114.70
9	007-370-3701	0.00	0.00	0.00
10	008-370-3701	0.00	0.00	0.00
11	009-370-3701	125.00	48.28	76.72
12	010-370-3701	100.00	106.45	-6.45
13	010-370-3705	400.00	81.20	318.80

** 1 of 13 **

221,795.00

~~209,375.05~~~~12,419.95~~

215,312.93

10,482.45

Enter 'N' for Next Screen, 'P' for Previous Screen, "Account Index" for
Detailed Budget Inquiry, or 'X' to Exit: ____

49

-- Budget Inquiry - 2002-2003 Fiscal Year --

Revenue Account ID Mask(s): [-3701

##.	Acct ID.....	Current Budget	YTD Revenue...	Revenue Receivable
1	001-370-3701	30,000.00	70,237.53	-40,237.53
2	005-370-3701	4,000.00	3,557.58	442.42
3	006-370-3701	4,000.00	4,009.33	-9.33
4	007-370-3701	0.00	0.00	0.00
5	008-370-3701	0.00	0.00	0.00
6	009-370-3701	125.00	48.28	76.72
7	010-370-3701	100.00	106.45	-6.45
8	012-370-3701	400.00	473.71	-73.71
9	014-370-3701	250.00	683.67	-433.67
10	015-370-3701	600.00	32.65	567.35
11	017-370-3701	100.00	59.18	40.82
12	018-370-3701	200.00	219.92	-19.92
13	019-370-3701	80.00	212.52	-132.52
		<hr/>	<hr/>	<hr/>
** 1 of 10 **		99,185.00	135,108.83	-35,923.83

Enter 'N' for Next Screen, 'P' for Previous Screen, "Account Index" for
Detailed Budget Inquiry, or 'X' to Exit: _____

50

-- Budget Inquiry - 2002-2003 Fiscal Year --

Revenue Account ID Mask(s): [-3704

##.	Acct ID.....	Current Budget	YTD Revenue...	Revenue Receivable
1	001-370-3704	47,500.00	17,812.50	29,687.50
		<hr/>	<hr/>	<hr/>
** 1 of 1 **		47,500.00	17,812.50	29,687.50
			23750 ⁰⁰	23750 ⁰⁰

Enter "Account Index" for Detailed Budget Inquiry or 'X' to Exit: ____

51

-- Budget Inquiry - 2002-2003 Fiscal Year --

Revenue Account ID Mask(s): [-3705]

##.	Acct ID.....	Current Budget	YTD Revenue...	Revenue Receivable
1	001-370-3705	32,000.00	17,346.60	14,653.40
2	005-370-3705	7,500.00	1,717.34	5,782.66
3	006-370-3705	7,500.00	4,385.30	3,114.70
4	010-370-3705	400.00	81.20	318.80
5	012-370-3705	0.00	216.50	-216.50
6	014-370-3705	10.00	13.23	-3.23
7	015-370-3705	175.00	495.54	-320.54
8	017-370-3705	250.00	134.35	115.65
9	018-370-3705	3,700.00	1,295.10	2,404.90
10	019-370-3705	175.00	154.24	20.76
11	020-370-3705	575.00	338.45	236.55
12	022-370-3705	10.00	4.55	5.45
13	025-370-3705	150.00	86.14	63.86
		<hr/>	<hr/>	<hr/>
** 1 of 3 **		53,245.00	26,872.86	26,372.14

Enter 'N' for Next Screen, 'P' for Previous Screen, "Account Index" for
Detailed Budget Inquiry, or 'X' to Exit: ____

52

-- Budget Inquiry - 2002-2003 Fiscal Year --

Revenue Account ID Mask(s): [-3706

##.	Acct ID.....	Current Budget	YTD Revenue...	Revenue Receivable
1	001-370-3706	10,000.00	24,040.31	-14,040.31
2	010-370-3706	900.00	462.58	437.42
3	014-370-3706	9,000.00	3,581.01	5,418.99
4	022-370-3706	1,200.00	587.68	612.32
5	023-370-3706	0.00	0.00	0.00
6	024-370-3706	50.00	26.22	23.78
7	028-370-3706	0.00	0.00	0.00
8	039-370-3706	100.00	104.50	-4.50
9	044-370-3706	0.00	0.00	0.00
10	053-370-3706	0.00	0.00	0.00
11	054-370-3706	75.00	38.62	36.38
12	099-370-3706	500.00	725.16	-225.16
13	101-370-3706	40.00	14.78	25.22
		<hr/>	<hr/>	<hr/>
** 1 of 1 **		21,865.00	29,580.86	-7,715.86

Enter 'P' for Previous Screen, "Account Index" for Detailed Budget Inquiry, or
'X' to Exit: ____

53

-- Budget Inquiry - 2002-2003 Fiscal Year --

Expenditure Account ID Mask(s): [-0444]

##.	Acct ID.....	Current Budget	YTD Exp.....	Encumbrance...	Unenc. Balance
1	001-009-0444	42,000.00	68,247.97	0.00	-26,247.97
2	009-232-0444	0.00	58.24	0.00	-58.24
3	052-252-0444	0.00	117.20	0.00	-117.20
4	053-283-0444	0.00	2,434.16	0.00	-2,434.16
5	057-250-0444	0.00	22.84	0.00	-22.84
6	058-251-0444	0.00	126.05	0.00	-126.05
7	065-218-0444	0.00	7,951.20	0.00	-7,951.20
8	084-284-0444	0.00	831.96	0.00	-831.96
9	110-110-0444	0.00	54.08	0.00	-54.08
10	401-054-0444	0.00	28.69	0.00	-28.69
11	500-226-0444	0.00	206.93	0.00	-206.93
12	501-323-0444	0.00	8.13	0.00	-8.13
13	502-244-0444	0.00	206.18	0.00	-206.18
		<hr/>	<hr/>	<hr/>	<hr/>
** 1 of 3 **		42,000.00	89,505.41	0.00	-47,505.41

Enter 'N' for Next Screen, 'P' for Previous Screen, "Account Index" for
Detailed Budget Inquiry, or 'X' to Exit: _____

54

*Tom Green County
Security Report*

- 1) Security Report
- 2) ~~Market Values Per Texas State Bank~~ NIA
- 3) Bloomberg Reports

45

FY 2003 Investment Report

Vocabulary

Accretion	The process to increase book value to equal original face value. (Discount)
Accrued Interest	Interest Due County but not paid until next coupon date.
Decretion	The process to decrease book value to equal original face value. (Premium)
Unrealized Gain (Loss)	The value of the security held <u>if</u> it was sold on a particular date.
Book Value	What your books show the value of the security is.
Market Value	What the liquidation value is

General Information on Security

Broker Prudential ** Purchased 04/27/99 US Treasury with General Fund Money ** Cusip # 9128275A6C ** Matures 02/15/04 ** Purchased Rate/Yield 5.164%

At purchase we paid accrued interest \$9,316.30 and received of discount \$17,500.00

\$0.00 Interest Received This Month	-\$1,875.00 Change In Market Value This Month vs. Last Month
\$0.00 Principal Received This Month	\$0.00 Change In Book Value This Month vs. Last Month

9128275A6C								Unrealized Life of Sec.	Unrealized
History								Incl all Interest	Market vs Book
Original Price								Gain/(Loss)	Gain/(Loss)
Accretion(Decretion)									
Book Value									
Market Value									
Received Interest									
Accrued Interest									
FY 02	August 2002	\$991,816.30	\$0.00	\$993,362.07	\$1,041,562.50	\$167,795.77	\$2,065.22	\$218,061.42	\$48,200.43
FY 02	September 2002	\$991,816.30	\$3,620.69	\$996,982.76	\$1,043,750.00	\$167,795.77	\$5,937.50	\$220,500.51	\$46,767.24
FY 03	October 2002	\$991,816.30	\$0.00	\$996,982.76	\$1,042,343.75	\$167,795.77	\$9,938.86	\$223,095.62	\$45,360.99
FY 03	November 2002	\$991,816.30	\$0.00	\$996,982.76	\$1,037,500.00	\$167,795.77	\$13,811.14	\$222,124.15	\$40,517.24
FY 03	December 2002	\$991,816.30	\$0.00	\$996,982.76	\$1,039,218.75	\$167,795.77	\$17,812.50	\$227,844.26	\$42,235.99
FY 03	January 2003	\$991,816.30	\$0.00	\$996,982.76	\$1,035,625.00	\$167,795.77	\$21,813.86	\$228,251.87	\$38,642.24
FY 03	February 2003	\$991,816.30	\$0.00	\$996,982.76	\$1,033,750.00	\$191,545.77	\$1,705.80	\$230,018.81	\$36,767.24
FY 03	March 2003	\$991,816.30	\$0.00	\$996,982.76	\$1,031,406.25	\$191,545.77	\$5,773.48	\$231,742.74	\$34,423.49
FY 03	April 2003	\$991,816.30	\$0.00	\$996,982.76	\$1,028,438.00	\$191,545.77	\$9,709.94	\$232,710.95	\$31,455.24
FY 03	May 2003	\$991,816.30	\$0.00	\$996,982.76	\$1,025,312.50	\$191,545.77	\$13,777.62	\$233,653.13	\$28,329.74
FY 03	June 2003	\$991,816.30	\$0.00	\$996,982.76	\$1,023,437.50	\$191,545.77	\$17,714.09	\$235,714.60	\$26,454.74
FY 03	July 2003	\$0.00	\$0.00	\$0.00	\$0.00	\$0.00	\$0.00	\$0.00	\$0.00
FY 03	August 2003	\$0.00	\$0.00	\$0.00	\$0.00	\$0.00	\$0.00	\$0.00	\$0.00
FY 03	September 2003	\$0.00	\$0.00	\$0.00	\$0.00	\$0.00	\$0.00	\$0.00	\$0.00

The County's Maintains a passive Investment strategy.
With interest rates as they are with safety in mind, diversification is taking a higher priority than that of yield.

JUL-03-2003 THU 07:58 AM FROM:DREHER COMPANY INC

FAX:9154868700

PAGE 3

SXT

Enter <1><GD> to send screen via <MESSAGE> System.

7/ 3/2003 08:41

TRADE TICKET

N247 Govt SXT

AS OF: 7/ 3/03

ISIN US9128275A61

9128275A6

DATED 2/15/99

TRADER [REDACTED] SERVICES
At [REDACTED] DREHER INVESTMENT SERVICES, INC.

SELL 1000 [REDACTED] M OF T 4 3/4 02/15/04

MIN PIECE: 1000

* US TREASURY N/B *

PRICE 102-11 YIELD 0.9897% to Worst 2/15/04 100

(102.3437500)

SETTLEMENT ON 6/30/04

NOTES:

VIEW AMOUNTS IN USD @ 1.000000000 (US /US) INVERT? Highlights off? N

TRADE NUMBERS

PRINCIPAL	\$	1,023,437.50
ACCRUED (135 DAYS)		17,714.09
TOTAL	\$	1,041,151.59

Australia 61 2 9777 8500 Brazil 5511 3048 4500 Europe 44 20 7350 7300 Germany 49 69 920410
Hong Kong 852 2977 6000 Japan 81 3 3201 8900 Singapore 65 6212 1000 U.S. 1 212 318 2000 Copyright 2003 Bloomberg L.P.
6931-921-1 03-Jul-03 8:43:31

Bloomberg
PROFESSIONAL

20

N247 Client RPT

Type 0 <PAGE> to view Original Cost information.

CUMULATIVE PORTFOLIO SUMMARY PAGE 1 / 3

Holder Name	DREHER INVESTMENT SERVICES, IN	Port	U121365-7
Port Name:	TOM GREEN COUNTY	Portfolio Currency:	US

Market Sector	As Of 5/30/ 3	Num Sec	As Of 6/30/ 3	Num Sec	Change	Num Sec
DEBT (PRINC)	1,025,313	1	1,023,438	1	-1,875	1

TOTAL CHANGE DUE TO PRICE: -1,875

% PRICE CHANGE: -0.18 ANNUALIZED % CHANGE -2.13

Australia 61 2 9777 8600


Brazil 5511 3048 4500

Europe 44 20 7390 7500

Germany 49 69 920410

Hong Kong 852 2977 6000 Japan 81 3 3201 8900 Singapore 65 6212 1000 U.S. 1 212 318 2000

Copyright 2003 Bloomberg L.P.
6931-921-1 03-Jul-03 8:40:31**Bloomberg**
PROFESSIONAL



Texas Department of Transportation

VEHICLE TITLES AND REGISTRATION DIVISION • AUSTIN, TEXAS 78779-0001 • (512) 465-7611

Imposition of Extra Fees Calendar Year 2004

We respectfully request that you indicate below your county's intentions for collection of these fees for calendar year 2004 (January 1 through December 31, 2004) in accordance with Transportation Code § 502.172 and § 502.173.

For calendar year 2004, Tom Green County will:

1. Retain the current fees of \$ 10.00 (no court order required).
2. Impose a new County Road and Bridge Fee of \$ _____.
(Court order required prior to September 1)
3. Impose a new Child Safety Fund Fee of \$ _____.
(Court order required prior to September 10)
4. Discontinue the County Road and Bridge Fee of \$ _____.
(Court order required prior to September 1)
5. Discontinue the Child Safety Fund Fee of \$ _____.
(Court order required prior to September 1)
6. Impose TOTAL fees of \$ _____.

If you indicate that action will be taken as stated in 2, 3, 4, and/or 5 above, please submit a County Commissioner's Court Order to that effect prior to the applicable statutory date shown above.

Please return your county's intentions for calendar year 2004 in the enclosed postage-paid self-addressed envelope as soon as possible. A faxed response (512/465-3034) will also be acceptable. However, if such response requires a County Commissioners Court Order, we request that the original order be mailed to us no later than the date indicated above.

FIRST AMENDMENT TO ELECTRIC SALES AGREEMENT

THIS FIRST AMENDMENT TO ELECTRIC SALES AGREEMENT ("First Amendment") is entered into as of July 23, 2003 ("Amendment Date") between Texas General Land Office ("GLO") and Tom Green County ("Customer"), (collectively, "the Parties").

GLO and Customer entered into an Electric Sales Agreement dated July 9, 2002 ("Agreement"). This First Amendment sets forth the Parties' mutual agreement to amend the Agreement as follows:

1. As of the Amendment Date, the first sentence of the "Term" provision of the Agreement is amended to read as follows:

The Term shall commence on the date (as evidenced by the Customer's first bill hereunder) service is first supplied under this Agreement (the "Commencement Date") and shall expire, unless earlier terminated, on the first electric meter read date following July 31, 2005.

2. As of the first electric meter read date after July 31, 2003, Appendix A shall be deleted and replaced in its entirety with the attached Appendix A.

3. As of the first electric meter read date after July 31, 2003, Appendix B shall be deleted and replaced in its entirety with the attached Appendix B.

All Appendices attached hereto are incorporated herein for all purposes by this reference.

Except as specifically amended herein, the terms and conditions of the Agreement shall remain in full force and effect as written.

Texas General Land Office

Accepted and Agreed

By: _____

Name: Jerry E. Patterson

Title: Commissioner, General Land Office

Date: _____

Tom Green County

Accepted and Agreed

By: Michael D. Brown

Name: MICHAEL D. BROWN

Title: TOM GREEN COUNTY JUDGE

Date: JULY 23, 2003

APPENDIX A

List of facilities by Electric Service Identifier (ESI ID):

	Service Account	Sa Street Address	Sa City	SA State	SA ZipCode	TDSP	ESI ID
1	TOM GREEN COUNTY	138 W HARRIS AVE	SAN ANGELO	TX	76903	WTU	10204049761756920
2	TOM GREEN COUNTY	1253 W 19TH ST	SAN ANGELO	TX	76903	WTU	10204049737870400
3	TOM GREEN COUNTY	TOENAIL TRL	CHRISTOVAL	TX	76935	WTU	10204049732186571
4	TOM GREEN COUNTY	TOENAIL TRL	CHRISTOVAL	TX	76935	WTU	10204049701106000
5	TOM GREEN COUNTY	TOENAIL TRL	CHRISTOVAL	TX	76935	WTU	10204049701106001
6	TOM GREEN COUNTY	TOENAIL TRL	CHRISTOVAL	TX	76935	WTU	10204049720712130
7	TOM GREEN COUNTY	4TH STREET	CHRISTOVAL	TX	76935	WTU	10204049795557280
8	TOM GREEN COUNTY	BROADWAY RD	MERETA	TX	76940	WTU	10204049760446250
9	TOM GREEN COUNTY	BROADWAY RD	MERETA	TX	76940	WTU	10204049760446251
10	TOM GREEN COUNTY	TOENAIL TRL	CHRISTOVAL	TX	76935	WTU	10204049732059191
11	TOM GREEN COUNTY	SAN ANGELO	SAN ANGELO	TX	76903	WTU	10204049770158910
12	TOM GREEN COUNTY	SAN ANGELO	SAN ANGELO	TX	76903	WTU	10204049770158911
13	TOM GREEN COUNTY	3001 N CHADBOURNE ST	SAN ANGELO	TX	76903	WTU	10204049792876200
14	TOM GREEN COUNTY	3001 N CHADBOURNE ST	SAN ANGELO	TX	76903	WTU	10204049792876201
15	TOM GREEN COUNTY	122 W HARRIS AVE	SAN ANGELO	TX	76903	WTU	10204049707219970
16	TOM GREEN COUNTY	222 W HARRIS AVE	SAN ANGELO	TX	76903	WTU	10204049708887610
17	TOM GREEN COUNTY	1253 W 19TH ST	SAN ANGELO	TX	76903	WTU	10204049761023440
18	TOM GREEN COUNTY	SAN ANGELO	SAN ANGELO	TX	76903	WTU	10204049718272932
19	TOM GREEN COUNTY	1253 W 19TH ST	SAN ANGELO	TX	76903	WTU	10204049737870401
20	TOM GREEN COUNTY	109 W BEAUREGARD AVE	SAN ANGELO	TX	76903	WTU	10204049746352170
21	TOM GREEN COUNTY	GRAPE CREEK RD	SAN ANGELO	TX	76903	WTU	10204049782516291
22	TOM GREEN COUNTY	126 W BEAUREGARD AVE	SAN ANGELO	TX	76903	WTU	10204049708983940
23	TOM GREEN COUNTY	113 W BEAUREGARD AVE	SAN ANGELO	TX	76903	WTU	10204049713508421
24	TOM GREEN COUNTY	112 W BEAUREGARD AVE	SAN ANGELO	TX	76903	WTU	10204049798093231
25	TOM GREEN COUNTY	SAN ANGELO	SAN ANGELO	TX	76903	WTU	10204049774771901
26	TOM GREEN COUNTY	SAN ANGELO	SAN ANGELO	TX	76903	WTU	10204049791071520
27	TOM GREEN COUNTY	TANKERSLEY	TANKERSLEY	TX	76904	WTU	10204049743683170
28	TOM GREEN COUNTY	400 E AVENUE A	SAN ANGELO	TX	76903	WTU	10204049753164600
29	TOM GREEN COUNTY	400 E AVENUE A	SAN ANGELO	TX	76903	WTU	10204049753164601
30	TOM GREEN COUNTY	122 W HARRIS AVE	SAN ANGELO	TX	76903	WTU	10204049704333871
31	TOM GREEN COUNTY	TANKERSLEY	TANKERSLEY	TX	76904	WTU	10204049774751231

APPENDIX A (Cont.)

Benchmark Quantity (kWh)

08/01/03 - 08/31/03	N/A kWh
09/01/03 - 09/30/03	620,647 kWh
10/01/03 - 10/31/03	498,548 kWh
11/01/03 - 11/30/03	571,984 kWh
12/01/03 - 12/31/03	581,308 kWh
01/01/04 - 01/31/04	519,055 kWh
02/01/04 - 02/29/04	536,066 kWh
03/01/04 - 03/31/04	539,798 kWh
04/01/04 - 04/30/04	686,451 kWh
05/01/04 - 05/31/04	702,810 kWh
06/01/04 - 06/30/04	768,766 kWh
07/01/04 - 07/31/04	807,043 kWh
08/01/04 - 08/31/04	806,849 kWh
09/01/04 - 09/30/04	620,647 kWh
10/01/04 - 10/31/04	498,548 kWh
11/01/04 - 11/30/04	571,984 kWh
12/01/04 - 12/31/04	580,576 kWh
01/01/05 - 01/31/05	519,055 kWh
02/01/05 - 02/28/05	517,581 kWh
03/01/05 - 03/31/05	539,798 kWh
04/01/05 - 04/30/05	686,451 kWh
05/01/05 - 05/31/05	702,810 kWh
06/01/05 - 06/30/05	768,766 kWh
07/01/05 - 07/31/05	807,043 kWh

Maximum Peak Demand (kW)

08/01/03 - 08/31/03	1,656 kW
09/01/03 - 09/30/03	1,393 kW
10/01/03 - 10/31/03	1,064 kW
11/01/03 - 11/30/03	1,225 kW
12/01/03 - 12/31/03	1,162 kW
01/01/04 - 01/31/04	1,067 kW
02/01/04 - 02/29/04	1,307 kW
03/01/04 - 03/31/04	1,180 kW
04/01/04 - 04/30/04	1,614 kW
05/01/04 - 05/31/04	1,615 kW
06/01/04 - 06/30/04	1,600 kW
07/01/04 - 07/31/04	1,649 kW
08/01/04 - 08/31/04	1,637 kW
09/01/04 - 09/30/04	1,398 kW
10/01/04 - 10/31/04	1,058 kW
11/01/04 - 11/30/04	1,210 kW
12/01/04 - 12/31/04	1,153 kW

01/01/05 - 01/31/05	1,074 kW
02/01/05 - 02/28/05	1,292 kW
03/01/05 - 03/31/05	1,180 kW
04/01/05 - 04/30/05	1,608 kW
05/01/05 - 05/31/05	1,597 kW
06/01/05 - 06/30/05	1,628 kW
07/01/05 - 07/31/05	1,646 kW

Settlement Period Benchmark Quantity (kWh)

Settlement Period 1	08/01/2003 - 08/31/2003	N/A
Settlement Period 2	09/01/2003 - 07/31/2004	6,832,476
Settlement Period 3	08/01/2004 - 07/31/2005	7,620,108

APPENDIX B
Total Power 2.0 – Model 50 Unbundled Trigger

SELLERS INVOICE



Seller shall invoice each of Customer's facilities on a monthly basis. Invoices shall consist of the following components:

1. Contract Charge;
2. Settlement Charge (if any);
3. Discretionary Service Fees (if any);
4. Transmission and Distribution Charges;
5. Competition Charges (whether positive or negative); and
6. Any additional charges that are expressly authorized in this Agreement.

The "**Contract Charge**" is the amount in \$US, determined by calculating the product of the Actual Consumption at the Customer facility and the Contract Price.

The "**Settlement Charge**" is the amount in \$US, determined by calculating the sum of the following items:

1. Excess Energy Adjustment (Settlement Period); plus
2. Energy Deficiency Adjustment (Settlement Period).

 Subject to the terms of this Agreement, the "**Contract Price**" equals for the Initial Period, \$~~0.0526~~, and for each Pricing Period, $[(0.08 \text{ multiplied by PG}) + \$0.01887]$ per kWh consumed at the Customer facility(s) and includes energy charges, Ancillary Charges, ISO fees, and congestion management fees. All other authorized charges are in addition to the Contract Price and will be billed as separate line item charges to Customer. The Contract Price does not include (a) Discretionary Service Fees, Transmission and Distribution Charges, Competition Charges, and other authorized charges and (b) any additional costs or charges imposed on or associated with the delivery of the Actual Consumption to the extent that such additional costs or charges would not have been incurred but for Customer's breach of this Agreement. 

Customer covenants that it shall promptly notify Reliant Energy Solutions, LLC ("Solutions"), acting as Seller's representative, of any event or circumstance that is likely to cause a significant change to the load at any Customer facility(s) (a "**Notice of Load Change**"), including Customer's plans for new construction, facility replacement or equipment modification, planned closures, applications for new construction permits, or new environmental limits.

In the event of a Material Change or the receipt by Seller or its representative of a Notice of Load Change, Seller and Customer will enter into good faith negotiations to amend the Benchmark Quantity and Contract Price of this Agreement to reflect the incremental effect of the Material Change or the incremental effect of the event or circumstance identified in the Notice of Load Change. If the Parties agree, then Customer's Benchmark Quantity and Contract Price shall be adjusted in accordance with that agreement, and all other terms and conditions of this Agreement shall remain in place and continue to apply to the remaining Customer facilities. If the Parties are unable to agree within 90 days after the occurrence or determination of an event of Material Change or

the receipt by Seller or its representative of a Notice of Load Change, the matter shall be submitted for determination by arbitration in accordance with the terms and procedures set forth in this Agreement.

In connection with the negotiation and the entering into of this Agreement and each transaction contemplated by this Agreement, each Party, being Seller and Customer, represents to the other Party and to Solutions that: (i) it is acting as principal (and not as agent for any other party or in any other capacity, fiduciary or otherwise); (ii) the other Party and Solutions are not acting as a fiduciary or financial or investment advisor for it; (iii) it is not relying upon any advice, statements, recommendations, or representations (whether written or oral) of the other Party other than the written representations expressly set forth in this Agreement or in any Confirmation of any transaction; (iv) the other Party and Solutions have not given to it (directly or indirectly through any other person) any advice, counsel, assurance, guarantee, or representation whatsoever as to the expected or projected success, profitability, return, performance, result, effect, consequence, or benefit (either legal, regulatory, tax, financial, accounting, or otherwise) of this Agreement or any transaction; (v) it has consulted with its own legal, regulatory, tax, business, investment, financial, and accounting advisors to the extent it has deemed necessary, and it has made its own decisions based upon its own judgment and upon any advice from such advisors as it has deemed necessary, and not upon any view expressed by the other Party or Solutions; (vi) it is entering into this Agreement and each transaction with a full understanding of all of the risks hereof and thereof (economic and otherwise) and it is capable of assuming and willing to assume those risks; and (vii) it has the capacity to evaluate (internally or through independent professional advice) this Agreement and each transaction (including, without limitation, decisions regarding the appropriateness or suitability thereof) and has made its own decision to enter into this Agreement and each transaction.

ADDITIONAL CAPITALIZED TERMS NOT DEFINED IN GENERAL TERMS AND CONDITIONS FOR TEXAS GENERAL LAND OFFICE ELECTRIC SALES AGREEMENT

"Actual Consumption" means the energy measured or reported by the Host Utility or estimated by Seller or its representative for the Customer facility for a month for scalar meters and for each hour for IDR meters.

"Ancillary Charges" means, for each Customer facility, all charges assessed by ERCOT for services necessary to maintain reliable operation of the transmission system in order to support the transmission of energy from the source of generation to the points of demand.

"Competition Charges" means, for each Customer facility, any or all of the following charges: competition transition charges; transition charges as defined in the Public Utility Regulatory Act ("PURA"); excess mitigation credits; and/or substantially similar charges associated with, or resulting from, the opening of the electric market in the State of Texas to retail electric providers, including the recovery of stranded costs as defined by the PURA and increases in transmission and distribution rates charged by the Host

Utility that result from, or are otherwise attributable to, the redirection of depreciation expenses.

"Discretionary Service Fees" means all non-routine deposits, connection fees, metering charges, installation costs for equipment or similar amounts that are assessed by and payable to the Host Utility related to the purchase and installation of meters and associated equipment to establish or maintain electric service at a Customer facility, or other charges for equipment or services requested by Customer or required by the Host Utility.

"Energy Deficiency" means the deficit in Customer's aggregated Actual Consumption for all Customer facilities for the previous Settlement Period as measured against the Settlement Period Benchmark Quantity. Energy Deficiency is calculated by subtracting the aggregated Actual Consumption for a Settlement Period from 90% of the Settlement Period Benchmark Quantity set forth in Appendix A for that period. If the calculation results in a negative number, the Energy Deficiency shall be zero.

"Energy Deficiency Adjustment" means the charge or credit calculated each Settlement Period for the Energy Deficiency. The Energy Deficiency Adjustment equals Energy Deficiency multiplied by (the consumption weighted average Contract Prices minus the average of the Market Clearing Prices of Energy for each Market Day in the Settlement Period, weighted by the proportion of Actual Consumption occurring in each ERCOT congestion zone during the Settlement Period). If the result is a positive number, then the Energy Deficiency Adjustment will be a charge to Customer; if the result is a negative number, then the Energy Deficiency Adjustment will be a credit to Customer. The Energy Deficiency Adjustment is calculated following the Settlement Period in which the energy was consumed and allocated on a pro-rata basis for each Customer facility. The allocation will be based on Actual Consumption, with the numerator being the Actual Consumption for an individual Customer facility and the denominator being the aggregate Actual Consumption for all Customer facilities.

"Excess Energy" means the excess in Customer's aggregated total Actual Consumption for all Customer facilities for the previous Settlement Period as measured against the Settlement Period Benchmark Quantity. Excess Energy is calculated by subtracting 110% of the Settlement Period Benchmark Quantity set forth in Appendix A for the applicable Settlement Period from the aggregated Actual Consumption for such Settlement Period. If the calculation results in a negative number, the Excess Energy shall be zero.

"Excess Energy Adjustment" means the charge or credit calculated each Settlement Period for the Excess Energy. The Excess Energy Adjustment equals Excess Energy multiplied by (the average of the On-Peak Market Prices for each Market Day in the Settlement Period, weighted by the proportion of Actual Consumption occurring in each ERCOT congestion zone during the Settlement Period, minus the consumption weighted average Contract Prices). If the result is a positive number, then the Excess Energy Adjustment will be a charge to Customer; if the result is a negative number, then the

Excess Energy Adjustment will be a credit to Customer. The Excess Energy Adjustment is calculated following the Settlement Period in which the energy was consumed and allocated on a prorata basis for each Customer Facility. The allocation will be based on Actual Consumption, with the numerator being the Actual Consumption for an individual Customer facility and the denominator being the aggregate Actual Consumption for all Customer facilities.

"Fixed Gas Price" means a price per MMBtu mutually agreed upon by Customer and Solutions, acting as the designated representative of Seller, as the PG for the calculation of the Contract Price for a Pricing Period pursuant to a Fixed Gas Price Transaction entered into in accordance herewith.

"Fixed Gas Price Transaction" means a transaction applicable to a Pricing Period entered into in accordance with the procedures herein set forth pursuant to which Customer and Solutions, acting as the designated representative of Seller, agree upon a Fixed Gas Price.

"Initial Period" means, for each Customer facility, the period beginning on the first meter read date after July 31, 2003 and ending with the beginning of the first Pricing Period.

"Market Clearing Price of Energy (MCPE)" means the ERCOT market clearing price of energy for a 15-minute ERCOT settlement interval associated with an ERCOT congestion zone.

"Market Day" means Monday through Friday excluding ERCOT holidays.

"Material Change" means (a) for any two consecutive months Customer's metered consumption for each month is less than 75% of the Benchmark Quantity set forth on Appendix A or is greater than 125% of the Benchmark Quantity set forth on Appendix A, or (b) for any two consecutive months Customer's Monthly Demand exceeds the Maximum Peak kW Demand.

"Maximum Peak kW Demand" means 105% of the expected and agreed upon highest kW for the aggregate load of all Customer facilities under this Agreement. The Maximum Peak kW Demand is specified in on Appendix A.

"Monthly Demand" means the highest KW for any 60-minute interval in a month determined from the aggregate load of all Customer facilities.

"MMBtu" means one million Btus and **"Btu"** means the amount of Energy required to raise the temperature of one pound of pure water one degree Fahrenheit from 59 degrees Fahrenheit to 60 degrees Fahrenheit.

"On-Peak Market Price" means the Market Clearing Price of Energy for hours ending 0700 through 2200.

Fixed Gas Price Transaction and the final expression of all of its terms, and the terms of this Agreement shall apply to such Fixed Gas Price Transaction. No Confirmation shall be effective to otherwise amend or modify the terms and provisions of the Agreement to which this Appendix B is attached.

PUBLIC NOTICE

Pursuant to 152.013 (b) Local Government Code, the Tom Green County Commissioners' Court announces all proposed increases in salary, expenses and other allowances for the next Fiscal Year. The following is a list of annual salaries, expenses and allowances budgeted in Fiscal Year 2003, the proposed salary increases of 2.5% for Fiscal Year 2004, and the amount of the proposed increases. ~~No increases have been proposed in the expenses or allowances for the next Fiscal Year.~~

<i>ELECTED OFFICIAL</i>	<i>Budgeted FY2003</i>	<i>PROPOSED FY 2004</i>	<i>\$ AMOUNT OF INCREASE</i>
Commissioner, Pct 1			
Salary	\$29,752	\$30,495	\$ 744
Auto Allowance	\$ 6,600	\$ 6,650	\$ 50
Commissioner, Pct 2			
Salary	\$29,752	\$30,495	\$ 744
Auto Allowance	\$ 6,600	\$ 7,200	\$ 600
Commissioner, Pct 3			
Salary	\$29,752	\$30,495	\$ 744
Auto Allowance	\$ 6,600	\$ 7,200	\$ 600
Commissioner, Pct 4			
Salary	\$29,751	\$30,495	\$ 744
Auto Allowance	\$ 6,600	\$ 7,200	\$ 600
County Judge			
Salary	\$52,096	\$53,398	\$1,302
Auto Allowance	\$ 6,600	\$ 7,200	\$ 600
Constable, Pct. 1			
Salary	\$27,534	\$28,222	\$ 688
Auto Allowance	\$ 6,600	\$ 7,200	\$ 600
Constable, Pct. 2			
Salary	\$27,534	\$28,222	\$ 688
Auto Allowance	\$ 6,600	\$ 7,200	\$ 600
Constable, Pct. 3			
Salary	\$27,534	\$28,222	\$ 688
Auto Allowance	\$ 6,600	\$ 7,200	\$ 600
Constable, Pct. 4			
Salary	\$27,534	\$28,222	\$ 688
Auto Allowance	\$ 6,600	\$ 7,200	\$ 600
County Attorney			
Salary -- County	\$49,271	\$50,503	\$1,232
County Clerk			
Salary	\$44,042	\$45,143	\$1,101
Auto Allowance	\$ 330	\$ 930	\$ 600
District Clerk			
Salary	\$45,164	\$46,293	\$1,129
Auto Allowance	\$ 330	\$ 930	\$ 600
Justice of the Peace, Pct. 1			
Salary	\$30,560	\$31,324	\$ 764
Auto Allowance	\$ 4,125	\$ 4,725	\$ 600
Justice of the Peace, Pct. 2			
Salary	\$30,560	\$31,324	\$ 764
Auto Allowance	\$ 4,125	\$ 4,725	\$ 600
Justice of the Peace, Pct. 3			
Salary	\$30,560	\$31,324	\$ 764
Auto Allowance	\$ 4,125	\$ 4,725	\$ 600
Justice of the Peace, Pct. 4			
Salary	\$30,560	\$31,324	\$ 745
Auto Allowance	\$ 4,125	\$ 4,725	\$ 600
Sheriff			
Salary	\$50,503	\$51,766	\$1,263
Tax Assessor -- Collector			
Salary	\$42,025	\$43,076	\$1,051
Treasurer			
Salary	\$42,025	\$43,076	\$1,051
Auto Allowance	\$ 0	\$ 600	\$ 600