

**Tom Green County Commissioners' Court  
Special Meeting –September 30, 2003**

The Tom Green County Commissioners' Court met in a Special Session in the Commissioners' Court Room of the Edd B. Keyes Building Wednesday September 30, 2003 with the following present:

Clayton Friend, Commissioner Precinct #1  
Karl Bookter, Commissioner Precinct #2  
Jodie R. Weeks, Commissioner Precinct #3  
Richard Easingwood, Commissioner Precinct #4  
Michael D. Brown, County Judge

1. **Judge Brown** called the meeting to order at 2:12 P.M.
2. **Judge Brown moved to adopt the Resolution of Tom Green County authorizing designated signatories for Texas Community Development Program Contract No. 723165. Commissioner Weeks seconded the motion and all voted in favor.** (Recorded with these minutes.) Judge Brown explained that this is a Colonia Planning Grant in the amount of \$130,000.00.
3. The people who submitted resumes and expressed an interest in being appointed to fill the vacated Constable #3 position were James Smith, Tommy Sykes, Roy Balderas, Lou Hargraves. Judge Brown explained that this Constable's position has in the past, also worked with the mental health deputy unit. Mr. Smith and Mr. Sykes were available for presentations and questions.  
**Judge Brown recessed the regular meeting** of the Commissioners' Court to go into Closed/Executive Session in accordance with V.T.C.A. Government Code, Chapter 551 and Subchapter D at 2:31 P.M.

**Judge Brown reconvened** the regular meeting of the Commissioners' Court at 2:46 P.M.

**Commissioner Bookter moved to appoint James Smith to fill the unexpired term of Constable Precinct #3 at the present FY 2003 – 2004 Budgeted amount of salary. Commissioner Weeks seconded the motion and all voted in favor.**

The Commissioners thanked all the applicants and expressed their pride in the amount of experience and qualifications of each applicant.

4. **Judge Brown moved to amend the policy concerning "Base pay for newly Elected Officials" that was approved July 23, 2003 in the Commissioners' Court Budget meeting to read "Base pay for newly Elected Officials or newly appointed Officials". Commissioner Friend seconded the motion. Judge Brown amended his motion from "Base pay for newly Elected Officials or newly appointed Officials" to add a phrase "Base pay for newly Elected Officials or newly appointed to an elected position" to be effective October 1<sup>st</sup>, 2003. Commissioner Friend seconded the amended motion and all voted in favor.** (The following fees were adopted):

Commissioner, Precinct #1	\$29,000.00
Commissioner, Precinct #2	\$29,000.00
Commissioner, Precinct #3	\$29,000.00
Commissioner, Precinct #4	\$29,000.00
County Judge	\$52,000.00
Justice of the Peace, Precinct #1	\$29,000.00
Justice of the Peace, Precinct #2	\$29,000.00
Justice of the Peace, Precinct #3	\$29,000.00
Justice of the Peace, Precinct #4	\$29,000.00
Constable, Precinct #1	\$27,000.00
Constable, Precinct #2	\$27,000.00
Constable, Precinct #3	\$27,000.00
Constable, Precinct #4	\$27,000.00
County Sheriff	\$50,000.00
County Attorney	\$49,000.00
District Clerk	\$40,000.00
County Clerk	\$40,000.00
County Tax Assessor/Collector	\$40,000.00
County Treasurer	\$40,000.00

5. Sheriff Hunt explained to the Court that they had been unable to employ an additional nurse to fill the current vacancy. He requested that paramedics, either licensed or certified, to fill the vacancy on a rotating basis that will be selected from a pool. He also requested the use of medical assistants or medical aids under the direction of Dr. Mendoza. The medical personnel, under this request, will be hired on a stand by basis. He requested the salaries of \$12.00 and \$9.00 per hour according to the qualifications.

**Judge Brown moved to allow the Sheriff to utilize licensed or certified Paramedics as Jail Medical Assistants I, to be paid \$12.00 per hour and medication aids or medical assistants as Jail Medical Assistants II to be paid \$9.00 an hour to fill the position of jail nurse when vacancy arises and work under the authority of the Jail Physician. Commissioner Weeks seconded the motion and all voted in favor.** Commissioner Easingwood asked Milly Wilson, Personnel Director, to prepare the job descriptions for review to assure the proper wording of the requirements.

6. Commissioner Friend request item 6 regarding the appointment of a County Agent for Tom Green County be passed until September 14, 2003 awaiting approval from A&M. **No action taken.**

9. **Judge Brown moved to adopt the Memorandum of Understanding (MOU), dated October 1, 2003, between the Texas Department of Criminal Justice – Institutional Division (TDCJ-ID) and Tom Green County as presented and as part of that MOU to also approve Amendment # 5 between ARAMARK Correctional Services, Inc. and Tom Green County for the TDCJ –ID San Angelo work camp, located at Carlsbad. Commissioner Easingwood seconded the motion and all voted in favor.** (Recorded with these minutes.)

8. **Commissioner Weeks moved to accept the Treasurer’s Monthly Report for August 2003 as presented. Commissioner Friend seconded the motion and all voted in favor.** (Recorded with these minutes.)

7. A lengthy discussion was held regarding the adoption of changes to the current Personnel Policy. There was some discussion regarding the non-requirements of morning and afternoon breaks and that only 30-minute lunch hours were required. The overtime and comp time issue continued to be the major issue of disagreement. There were some alternative policies discussed. **No action was taken.**

10. **Judge Brown moved to authorize the issuance of incentive vouchers for ½ day of administrative leave for each fair share giver and 1 day of administrative leave for double fair share givers to the United Way of the Concho Valley. Commissioner Friend seconded the motion. Judge Brown and Commissioners Friend, Bookter and Weeks voted in favor. Commissioner Easingwood voted in opposition. The motion passed 4 to 1.**

11. There were no line item transfers.

**12. Future Agenda Items:**

1. Consider appointment of Extension Agent.

**13. Announcements:**

1. **Judge Brown officially swore in Fred Buck, Justice of the Peace for Precinct #3, prior to the beginning of the meeting. Mrs. Buck was also present while the oath was taken.**
2. **There will be an Emergency Management Exercise this week.**
3. **There will be a discussion regarding personnel policy changes with department heads or their representatives Friday, October 3, 2003 in the Commissioners’ Courtroom at 1:30 P.M.**
4. **There will be a Trail Ride from Sonora with a stop over in Pugh Park in connection with the Stock Show and Rodeo on February 19<sup>th</sup>, 2004.**

**The Special Meeting was adjourned at 4:35 P.M.**

**RESOLUTION**

RESOLUTION OF TOM GREEN COUNTY AUTHORIZING DESIGNATED SIGNATORIES FOR TEXAS COMMUNITY DEVELOPMENT PROGRAM CONTRACT NO. 723165.

**WHEREAS**, the County has received funding under the 2003 Texas Community Development Program; and

**WHEREAS**, it is necessary to designate signatories for contractual documents pertaining to these contracts.

**NOW, THEREFORE, BE IT RESOLVED BY TOM GREEN COUNTY, TEXAS:**

**Section 1.** That the County designates the County Judge, County Auditor, and County Treasurer as authorized signatories for State of Texas Purchase Vouchers for the Texas Community Development Program Contract No. 723165; and,

**Section 2.** That the County designates the County Judge, County Auditor, and County Treasurer as authorized signatories for Requests for Advance or Reimbursement for the Texas Community Development Program Contract No. 723165; and,

**Section 3.** That the County designates the County Judge as the Chief Executive Officer and Authorized Representative to act in all matters in connection with the Texas Community Development Program Contract No. 723165.


**PASSED AND APPROVED**, this 30 day of SEPT, 2003.

APPROVED:



County Judge

ATTEST:

  
County Clerk

MEMORANDUM OF UNDERSTANDING  
October 1, 2003

THIS MEMORANDUM OF UNDERSTANDING between the Texas Department of Criminal Justice - Institutional Division (TDCJ-ID) and Tom Green County, Texas, a political subdivision of the State of Texas, with its general offices located at 122 West Harris, San Angelo, Texas 76903 (COUNTY) is developed to define and formalize commitments made by each entity for the work program within Tom Green County which shall utilize offender labor services assigned to the Texas Department of Criminal Justice - Institutional Division - San Angelo Work Camp (W3).


1. TDCJ-ID shall provide offender labor services to COUNTY and other participating governmental entities as approved by TDCJ-ID to assist with accomplishing proposed work projects within Tom Green County. The public work projects shall be within Tom Green County, Texas and surrounding counties. The public work projects shall be approved by COUNTY and submitted to TDCJ-ID by COUNTY and the participating governmental entities for approval by TDCJ-ID.
2. The public work projects designated include but are not limited to general cleaning, maintenance, and land clearing. The offender labor service required for the accomplishment of the public work projects will be provided by TDCJ-ID.
3. TDCJ-ID shall provide and be responsible for the supervision, security, housing, medical and other services for the offenders care and confinement at San Angelo Work Camp (W3).
4. TDCJ-ID shall provide and be responsible for the housing of offenders and accordingly shall be responsible for the cost of utilities associated with such housing.
5. TDCJ-ID shall provide transportation to the public work projects and shall maintain all motor vehicles and motorized equipment to be used for the transportation of offenders to the work projects. The motor vehicles and motorized equipment shall be maintained by TDCJ-ID in a safe condition and operated in a safe manner.
6. COUNTY shall provide laundry and food services for the offenders assigned to the Texas Department of Criminal Justice - Institutional Division - San Angelo Work Camp (W3).
7. COUNTY's obligations are as follows:
  - A. COUNTY shall provide wholesome and nutritious meals (3800 calorie menu) for the offenders assigned to the Texas Department of Criminal Justice - Institutional Division - San Angelo Work Camp (W3). The population of the offenders shall not exceed 40.

- B. COUNTY shall provide up to 40 meals for the offenders (actual meal count each day to be coordinated between COUNTY or its designated representatives and TDCJ-ID), three times per day, seven days per week. COUNTY shall provide:
    - i. one hot breakfast, one prepared sack lunch (minimum of 800 calories, excluding beverage and dessert) and one hot dinner per offender Monday through Friday with the exception of observed State holidays (see Exhibit A - Observed State Holidays); and
    - ii. one hot breakfast, one hot lunch and one hot dinner per offender during Saturday, Sunday and observed State holidays identified in Exhibit A attached hereto.
  - C. Each meal shall include a beverage. COUNTY shall provide adequate portions of each item for each meal in either insulated transport carriers or prepared sack lunches, unless otherwise specified. Each lunch shall be completely prepared and sacked by COUNTY prior to pick up by TDCJ-ID. Insulated transport carriers will be provided by COUNTY.
  - D. COUNTY shall, on a monthly basis, provide TDCJ-ID with a copy of the menu from the prior month. COUNTY shall assure that the menus, to include dietary allowance, are approved at least annually by a qualified nutritionist or dietitian to ensure that the menus meet the nationally recommended dietary allowances for basic nutrition.
  - E. COUNTY shall provide laundry service for the offenders.
8. TDCJ-ID's Obligations are as follows:
- A. TDCJ-ID agrees to notify COUNTY at least 24 hours in advance of changes in meal types, such as from sack lunch to hot meal. Any permanent increase in the population of offenders will be reflected in a written contract modification.
  - B. TDCJ-ID will provide plates and cups.
  - C. TDCJ-ID shall rinse insulated trays and/or transport containers prior to their return to COUNTY.
  - D. At a mutually agreed time, TDCJ-ID will pick up the food and beverages from COUNTY food service prior to each meal. At a mutually agreed time, TDCJ-ID will return the food and beverage containers to COUNTY food service after the completion of each meal.

- E. If TDCJ-ID finds any spoiled or unwholesome meals, TDCJ-ID will return the allegedly spoiled and unwholesome food and beverages to the Food Service Manager for the COUNTY.
  - F. TDCJ-ID will serve the meals to offenders.
  - G. TDCJ-ID will submit to COUNTY weekly the number of meals served to the offenders assigned to the Texas Department of Criminal Justice - Institutional Division - San Angelo Work Camp (W3) for the previous week (seven days). The specific day of the week the meal count will be submitted to the COUNTY will be established by mutual agreement of the parties.
  - H. TDCJ-ID will monitor COUNTY food service operations by periodic on-site inspections. TDCJ-ID will perform inspections in a manner that will not unduly interfere with COUNTY's performance of services. COUNTY shall furnish all reasonable facilities and assistance for the safe and convenient performance of these inspections.
- 9. This Memorandum of Understanding is to begin October 1, 2003 and shall terminate on September 30, 2004, unless terminated sooner in accordance with this Memorandum of Understanding.
  - 10. COUNTY is associated with TDCJ-ID only for the purposes and to the extent set forth herein, and with respect to the performances of services hereunder. Nothing contained herein shall be deemed or construed to create a partnership or a joint venture, to create the relationship of an employer-employee or principal-agent, or to otherwise create any liability for the parties with respect to the indebtedness, liabilities and obligations of the other party.
  - 11. Either party may terminate this Memorandum of Understanding, without cause, upon thirty (30) days prior written notice to the other party.
  - 12. This Memorandum of Understanding may be amended or supplemented only by a written document signed by the duly authorized representatives of COUNTY and TDCJ-ID.
  - 13. This Memorandum of Understanding shall be governed by and construed in accordance with the laws of the State of Texas. Venue shall be in San Angelo, Tom Green County, Texas.
  - 14. This Memorandum of Understanding and any written modifications constitute the sole agreement between COUNTY and TDCJ-ID. Any oral agreements or understandings outside the terms of this Memorandum of Understanding shall be void and have no force and effect.

15. This Memorandum of Understanding shall be effective October 1, 2003.

TOM GREEN COUNTY, TEXAS

By:   
Michael D. Brown, County Judge for Tom Green  
County, Texas, acting in his official capacity and not in  
his individual capacity

Date: 9-30-03

TEXAS DEPARTMENT OF CRIMINAL JUSTICE -  
INSTITUTIONAL DIVISION

By: \_\_\_\_\_  
Brad Livingston  
Chief Financial Officer

Date: \_\_\_\_\_

**Observed State Holidays**

Holiday	Date	Day of Week
Veterans' Day	November 11, 2003	Tuesday
Thanksgiving Day	November 27, 2003	Thursday
Day After Thanksgiving	November 28, 2003	Friday
Christmas Eve Day	December 24, 2003	Wednesday
Christmas Day	December 25, 2003	Thursday
Day After Christmas	December 26, 2003	Friday
New Years Day	January 1, 2004	Thursday
Memorial Day	May 31, 2004	Monday
Independence Day	July 4, 2004	Sunday
Labor Day	September 6, 2004	Monday

***EXHIBIT A***



**Amendment No. 5 to Food Service Contract for Tom Green County Detention Facility**

THIS AMENDMENT, hereinafter referred to as AMENDMENT, by and between Tom Green County, Texas, a political subdivision of the State of Texas, with its general offices located at 122 West Harris, San Angelo, Texas 76903 (hereinafter referred to as "COUNTY") and ARAMARK Correctional Services, Inc., a Delaware corporation, with offices at 1801 South Meyers Road, Oakbrook Terrace, Illinois 60181 (hereinafter referred to as "ARAMARK") is entered into to be effective the 1st day of October, 2003.

**WITNESSETH**

WHEREAS, Tom Green County, Texas, a political subdivision of the State of Texas, and Correctional Foodservice Management entered into a food service contract for Tom Green County Detention Facility dated February 23, 1999, for food service at the Tom Green County Detention Facility, and subsequently such contractual agreement was, with the consent of the COUNTY, assigned by Correctional Food Service Management to ARAMARK;

WHEREAS, COUNTY has entered into a Memorandum of Understanding effective October 1, 2003 with the Texas Department of Criminal Justice - Institutional Division to provide food services for the offenders assigned to the Texas Department of Criminal Justice - Institutional Division - San Angelo Work Camp (W3).

WHEREAS, COUNTY desires to amend its Food Service Contract with ARAMARK to provide the food services to the offenders assigned to the Texas Department of Criminal Justice - Institutional Division - San Angelo Work Camp (W3) and ARAMARK desires to provide the food service to these offenders; and

WHEREAS, the parties desire to amend said contractual agreement as hereinafter set forth effective October 1, 2003;

NOW, THEREFORE, for and in consideration of the mutual covenants, obligations, benefits, and agreements herein contained, the COUNTY and ARAMARK do hereby agree as follows:

1. ARAMARK shall provide wholesome and nutritious meals (3800 calorie menu) for the offenders assigned to the Texas Department of Criminal Justice - Institutional Division - San Angelo Work Camp (W3).
2. ARAMARK shall provide meals for the offenders (actual meal count to be coordinated with designated representatives of the Texas Department of Criminal Justice - Institutional Division), three times per day, seven days per week.
3. ARAMARK shall provide one hot breakfast, one prepared sack lunch (minimum 800 calories, excluding beverage and dessert) and one hot dinner per offender Monday through Friday with the exception of Observed State Holidays (see Exhibit A - Observed State Holidays).

4. ARAMARK shall provide one hot breakfast, one hot lunch, and one hot dinner per offender during Saturday, Sunday, and Observed State Holidays identified in Exhibit A attached hereto.
5. ARAMARK shall include a beverage with each meal.
6. ARAMARK shall provide each meal in either an insulated transport carriers or prepared sack lunches. The sack lunches shall be completely prepared and sacked by ARAMARK prior to pick up by Texas Department of Criminal Justice - Institutional Division.
7. ARAMARK shall, on a monthly basis, provide COUNTY with a copy of the menu from the prior month. ARAMARK shall assure the menus, to include dietary allowance are approved as least annually by a qualified nutritionist or dietician to ensure that the menus meet the nationally recommended dietary allowances for basic nutrition.
8. ARAMARK shall ensure the meals and beverages are available for Texas Department of Criminal Justice - Institutional Division at such times as determined by Texas Department of Criminal Justice - Institutional Division.
9. ARAMARK will allow Texas Department of Criminal Justice - Institutional Division to monitor the food services operations on a periodic on-site basis which shall include inspections of the premises. ARAMARK shall ensure that the facilities are made available for inspection by Texas Department of Criminal Justice - Institutional Division.

ARAMARK has agreed to provide to the COUNTY the food services to the offenders at the Texas Department of Criminal Justice - Institutional Division - San Angelo Work Camp (W3) pursuant to the following price scale:

<u>Average Offender Daily Population</u>	<u>Price Per Meal</u>
26 - 50	\$2.16
51 - 75	\$1.905
76 - 100	\$1.835
100 - 125	\$1.767

ARAMARK shall submit to COUNTY on a weekly basis an invoice (application for payment) for the actual meals provided to the offenders assigned to the Texas Department of Criminal Justice - Institutional Division - San Angelo Work Camp (W3). This invoice shall identify the number of meals provided to the offenders on a daily basis. The price per meal shall be those amounts as set forth above. The invoice (application for payment) shall be submitted to the Treasurer for Tom Green County at the address reflected below:

County at the address reflected below:

Dianna Spieker  
County Treasurer  
112 West Beauregard Avenue  
San Angelo, Texas 76903-5835  
(325) 659-6521  
(325) 659-6440 Facsimile

On receipt of the invoice from ARAMARK the Treasurer will verify the number of meals by and through an authorized representative of Texas Department of Criminal Justice. The Treasurer upon the reconciliation of the invoice and the verification by Texas Department of Criminal Justice will submit the invoice to the Tom Green County Commissioners Court for its consideration and approval.

Either party to this Amendment may unilaterally terminate this Amendment upon thirty (30) days written notice.

Except as hereinabove provided, said Food Service Contract is hereby in all respects ratified and confirmed.

IN WITNESS WHEREOF, the parties hereto have caused this amendment to be signed by their duly authorized representatives to be effective the day and year first written above.

ARAMARK Correctional Services, Inc.

By: 

Norm Miller, President

Tom Green County, Texas


By: 

Michael D. Brown, County Judge for  
Tom Green county, acting in his official  
capacity and not in his individual  
capacity


Date: 10-30-03

Date: 10-14-03

Attest:

  
Elizabeth McGill, County Clerk,  
Tom Green County





Dianna Spieker, CIO, CCT  
Tom Green County Treasurer

FY 2003 Monthly Report  
August 2003

THE STATE OF TEXAS ( )  
COUNTY OF TOM GREEN ( )


Before me, the undersigned authority, on this day personally appeared Dianna Spieker, County Treasurer of Tom Green County, Texas, who being fully sworn, upon oath says that the within and foregoing report is true and correct to the best of her knowledge.

Filed with accompanying vouchers this the 30<sup>th</sup> day of September

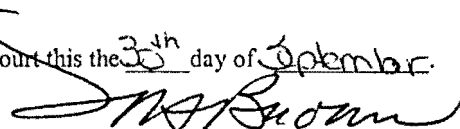
  
Dianna Spieker, County Treasurer, Tom Green County

Subscribed and sworn to before me on this the 30<sup>th</sup> day of September



  
Elizabeth McGill, County Clerk, Tom Green County

Exhibited, accepted, in open Commissioners' Court this the 30<sup>th</sup> day of September.

  
Presiding Officer, Commissioners' Court

\*\*\*\*\*  
TOM GREEN COUNTY, TEXAS  
\*\*\*\*\*

## *Tom Green County Treasurer Report*

### *Outline*

- 1) Recap Report
- 2) Texas State Bank
- 3) Funds Management
- 4) MBIA
- 5) Debt
- 6) Interest
- 7) Security

*Tom Green County*

*Fund Recap Report*

1) Recap. Report

2

# DEPOSIT REPORT PAGE 1 OF 3

#	FUND	Jul-03 BANK DEPOSITS	Aug-03 BANK DEPOSITS	Jul-03 MBIA	Aug-03 MBIA	Jul-03 FM	Aug-03 FM	Jul-03 SECURITIES	Aug-03 SECURITIES	Jul-03 TOTAL	Aug-03 TOTAL	Difference
001	GENERAL	103,716.71	(157,598.20)	3,385,264.92	3,388,238.02	3,551,835.00	3,554,438.64	996,982.76	996,982.76	8,037,799.39	7,782,061.22	(255,738.17)
001	Card Account	0.00	0.00							0.00	0.00	0.00
005	R&B #1&3	49,591.22	17,538.34	325,688.31	325,938.32					375,279.53	343,476.66	(31,802.87)
006	R&B #2&4	75,859.29	32,084.93	646,052.03	646,547.96					721,911.32	678,632.89	(43,278.43)
009	CAFE	5,005.45	6,227.03							5,005.45	6,227.03	1,221.58
010	CO. LAW LIBR.	369.35	1,887.82	4,662.00	4,666.25	61,862.39	61,907.74			66,893.74	68,461.81	1,568.07
011	ZP-CAFÉ	2,500.00	2,500.00							2,500.00	2,500.00	0.00
012	JCTF	5,694.08	8,630.79	56,353.61	56,396.21					62,047.69	65,027.00	2,979.31
014	LIBR/HUGHES	2,332.03	2,341.82	1,549.76	1,550.95	465,124.63	465,465.59			469,006.42	469,358.36	351.94
015	LIBR DONATE	1,298.46	1,173.93	58,020.57	58,065.11					59,319.03	59,239.04	(79.99)
017	DC/RM	3,084.75	4,705.54	7,615.17	7,621.02					10,699.92	12,326.56	1,626.64
018	CRTHSE SEC	12,279.25	14,146.84	163,219.91	163,345.21					175,499.16	177,492.05	1,992.89
019	CC/RM	3,807.58	6,386.44	38,924.86	38,954.74					42,732.44	45,341.18	2,608.74
020	LIBR MISC	1,852.76	3,108.82	44,236.38	44,270.34					46,089.14	47,379.16	1,290.02
021	CIP DONATE	2,218.89	3,331.27							2,218.89	3,331.27	1,112.38
022	BATES	985.66	989.53	30.33	30.35	78,954.81	79,012.69			79,970.80	80,032.57	61.77
025	GLP	110.77	111.21	10,084.49	10,092.23					10,195.26	10,203.44	8.18
027	TCDP	1,500.00	0.00							1,500.00	0.00	(1,500.00)
030	CC PRESERV	6,021.81	(14,874.27)	35,090.18	35,117.12					41,111.99	20,242.85	(20,869.14)
031	UNINSURED	32.38	32.51	6,978.71	6,984.07					7,011.09	7,016.58	5.49
038	WASTEWATER	1,023.82	1,163.82							1,023.82	1,163.82	140.00
039	'94 I&S	871.39	6,179.31			43,444.41	43,474.41			44,315.80	49,653.72	5,337.92
045	CO ATTY	26,278.59	28,108.94							26,278.59	28,108.94	1,830.35
047	JURY DONATE	0.00	0.00							0.00	0.00	0.00
048	ELECT CNTRCT	7,144.73	5,208.67							7,144.73	5,208.67	(1,936.06)
049	JE/CO JUDGE	982.54	1,186.13							982.54	1,186.13	203.59
050	51ST D.A. ST	9,983.74	9,961.75							9,983.74	9,961.75	(21.99)
051	LATERAL RDS	20,661.88	103.45							20,661.88	103.45	(20,558.43)
052	51ST D.A.	11,013.55	9,957.23							11,013.55	9,957.23	(1,056.32)
053	'95 CONSTR.	188,597.49	175,318.54							188,597.49	175,318.54	(13,278.95)
054	'95 I&S	(970.00)	0.00							(970.00)	0.00	970.00
055	119TH DA ST	7,448.06	7,406.95							7,448.06	7,406.95	(41.11)
057	119TH DA DPS	821.19	821.67							821.19	821.67	0.48
058	119TH DA SPEC	11,342.35	10,286.22							11,342.35	10,286.22	(1,056.13)
059	PARKS	51.48	51.68							51.48	51.68	0.20
060	CVCA	11,008.15	27,872.93	10,132.02	10,132.02					21,140.17	38,004.95	16,864.78
061	OJP	634.68	637.19	1,934.70	1,936.19					2,569.38	2,573.38	4.00
062	CHAP	1,987.83	4,651.41							1,987.83	4,651.41	2,663.58
063	TAIP/CSC GRNT	106,542.06	98,133.95							106,542.06	98,133.95	(8,408.11)
064	D.T.P.	14,152.43	8,413.97							14,152.43	8,413.97	(5,738.46)
065	CSCD	301,004.30	228,662.76							301,004.30	228,662.76	(72,341.54)
066	CRTC	194,775.03	71,948.91							194,775.03	71,948.91	(122,826.12)

# DEPOSIT REPORT PAGE 2 OF 3

#	FUND	Jul-03 BANK DEPOSITS	Aug-03 BANK DEPOSITS	Jul-03 MBIA	Aug-03 MBIA	Jul-03 FM	Aug-03 FM	Jul-03 SECURITIES	Aug-03 SECURITIES	Jul-03 TOTAL	Aug-03 TOTAL	Difference
067	CCP	23,992.35	(1,659.32)							23,992.35	(1,659.32)	(25,651.67)
068	ARREST FEES	2,177.20	4,547.80	1,146.55	1,146.55					3,323.75	5,694.35	2,370.60
070	JE	1,452.27	3,254.70	961.88	961.88					2,414.15	4,216.58	1,802.43
071	ST & MPL FEES	3,601.44	5,504.33	13,368.19	13,368.19					16,969.63	18,872.52	1,902.89
072	CCC	12,374.05	32,557.62	12,506.09	12,506.09					24,880.14	45,063.71	20,183.57
073	GRAFFITI	402.75	404.33							402.75	404.33	1.58
074	TIME PAYMENTS	1,858.28	5,518.74	2,383.86	2,383.86					4,242.14	7,902.60	3,660.46
075	V.C.S.O.	3,559.97	3,619.42							3,559.97	3,619.42	59.45
076	EMPL ENRICH	7,638.80	8,655.36							7,638.80	8,655.36	1,016.56
077	FUGITIVE	3,701.62	8,208.10	2,555.02	2,555.02					6,256.64	10,763.12	4,506.48
078	INDIGENT	177.52	2,134.52	1,570.48	1,570.48					1,748.00	3,705.00	1,957.00
079	JCD	612.64	1,047.55							612.64	1,047.55	434.91
081	CMI	569.44	1,025.14							569.44	1,025.14	455.70
082	JUDICIAL-Dist/JP	9,825.59	11,073.81							9,825.59	11,073.81	1,248.22
083	JUDICIAL-CCL's	3,402.60	1,757.26							3,402.60	1,757.26	(1,645.34)
084	JDF	87,703.45	87,768.01							87,703.45	87,768.01	64.56
088	CHILD TRUST	7,288.50	8,910.00							7,288.50	8,910.00	1,621.50
094	EFTPS	0.00	0.00							0.00	0.00	0.00
095	PAYROLL	2,523.83	2,961.83							2,523.83	2,961.83	438.00
096	C@L EXCESS	503.79	366.17							503.79	366.17	(137.62)
097	LEOSE/Sheriff	662.94	665.53	13,016.08	13,026.07					13,679.02	13,691.60	12.58
098	CRSFF	4,983.50	5,434.00							4,983.50	5,434.00	450.50
099	98IS	8,376.98	26,187.85			3,832.42	3,957.91			12,209.40	30,145.76	17,936.36
101	98 TAX IS	622.62	1,533.70			1,073.26	1,074.98			1,695.88	2,608.68	912.80
102	Const 1 LEOSE	2,349.41	2,358.63							2,349.41	2,358.63	9.22
103	Const 2 LEOSE	1,003.98	1,008.35							1,003.98	1,008.35	4.37
104	Const 3 LEOSE	3,381.40	3,394.77							3,381.40	3,394.77	13.37
105	Const 4 LEOSE	2,782.73	2,392.03							2,782.73	2,392.03	(390.70)
106	Justice Courts	2,234.89	2,039.93	30,576.01	30,599.48					32,810.90	32,639.41	(171.49)
109	TCOM	11,833.98	4,894.65							11,833.98	4,894.65	(6,939.33)
110	JDPF	6,646.53	6,819.86							6,646.53	6,819.86	173.33
111	CJ EXCESS	1,812.55	1,421.47							1,812.55	1,421.47	(391.08)
112	DNA	50.56	50.76							50.56	50.76	0.20
201	Loanstar Libr	549.99	385.20							549.99	385.20	(164.79)
202	Trollinger Fund	204,037.80	204,844.58							204,037.80	204,844.58	806.78
203	Lib Expansion	513.30	515.33							513.30	515.33	2.03
301	Landscape	825.94	829.21							825.94	829.21	3.27
401	Sheriff	5,185.96	5,902.38							5,185.96	5,902.38	716.42
500	State Aid/Regional	17,898.42	17,340.01							17,898.42	17,340.01	(558.41)
501	Sal Adj-Reg	(88.78)	1,373.24							(88.78)	1,373.24	1,462.02
502	Com Cor/Reg State	22,501.42	20,200.03							22,501.42	20,200.03	(2,301.39)

VOL. 78 PG. 18 4



DEPOSIT REPORT PAGE 3 OF 3

#	FUND	Jul-03 BANK DEPOSITS	Aug-03 BANK DEPOSITS	Jul-03 MBIA	Aug-03 MBIA	Jul-03 FM	Aug-03 FM	Jul-03 SECURITIES	Aug-03 SECURITIES	Jul-03 TOTAL	Aug-03 TOTAL	Difference
503	Com Cor/Reg	24,184.82	23,640.48							24,184.82	23,640.48	(544.34)
504	IV-E Prog Reg	62,390.20	71,138.36							62,390.20	71,138.36	8,748.16
505	Res Reg	2,355.55	1,748.69							2,355.55	1,748.69	(606.86)
580	AYUDAR Donations	8,279.99	8,286.09							8,279.99	8,286.09	6.10
581	Challenge Grant	0.00	0.00							0.00	0.00	0.00
582	TYC	113,357.41	113,038.56							113,357.41	113,038.56	(318.85)
583	IV-E Program	598,183.32	559,330.74							598,183.32	559,330.74	(38,852.58)
584	Post Adj	37,993.05	38,021.03							37,993.05	38,021.03	27.98
585	AYUDAR-Sub	16,087.89	11,324.68							16,087.89	11,324.68	(4,763.21)
586	State Aid	46,665.02	22,662.28							46,665.02	22,662.28	(24,002.74)
587	Comm Corr	5,309.32	14,114.75							5,309.32	14,114.75	8,805.43
588	Sal Adj	8,793.55	3,327.48							8,793.55	3,327.48	(5,466.07)
589	Fam Preserv	19,567.31	25,426.95							19,567.31	25,426.95	5,859.64
590	Post Adj State	97,685.16	3,674.78							97,685.16	3,674.78	(94,010.38)
TOTAL		2,706,000.53	2,021,781.58	4,873,922.11	4,878,003.73	4,206,126.92	4,209,331.96	996,982.76	996,982.76	12,783,032.32	12,106,100.03	(676,932.29)
										12,783,032.32	12,106,100.03	(676,932.29)

VOL. 78 pg. 19

5

*Texas State Bank*

- 1) Collateral Statement
- 2) Treasurer Daily Balance

6

Texas State Bank  
San Angelo

Pledged Securities Listing  
August 31, 2003

6

ID	Rept	Safekeeping Location	Cusip	Par	Description	Cpn	Maturity	Moody	S&P	F115	Book	Market	Gain/(Loss)
5403-Tom Green County													
115	xxx	T.I.B.	31359MEX7	2,000,000.00	FNMA NON-CALLABLE	6.50	8/15/2004	Aaa	NR	AFS	2,041,748.02	2,098,199.98	56,451.96
125	xxx	T.I.B.	3136F2T81	2,000,000.00	FNMA (1X CALL 2/04)	2.38	8/10/2005	x	x	AFS	1,999,626.99	2,000,117.52	490.53
124	xxx	T.I.B.	3128X0UP2	2,000,000.00	FHLMC (1X CALL 1/04)	2.70	1/13/2006	x	x	AFS	2,000,194.70	2,004,145.66	3,950.96
129	xxx	T.I.B.	31282U3N5	1,732,968.98	FG # M90805	4.50	4/1/2008	NR	NR	AFS	1,788,451.11	1,769,794.57	-18,656.54
8	xxx	T.I.B.	313610E29	30,561.54	FN COFI# 46053	3.45	3/1/2017	NR	NR	AFS	31,124.73	30,867.16	-257.57
13	xxx	T.I.B.	31362DPZ5	23,909.77	FN COFI# 58040	3.96	8/1/2017	NR	NR	AFS	23,909.77	24,387.97	478.20
53	xxx	T.I.B.	31371HVM7	520,655.38	FN# 252720	7.50	8/1/2029	NR	NR	AFS	518,491.99	551,569.30	33,077.31
98	xxx	T.I.B.	36225CPL4	608,460.42	G2# 80426	4.50	7/20/2030	NR	NR	AFS	615,387.00	612,919.29	-2,467.71
8,916,556.09											9,018,934.31	9,092,001.45	73,067.14
Total Deposit Balances												0.00	
Over/Under												9,092,001.45	

112 w BEAU

21  
78 PG.  
VOL.

## DAILY BALANCE

BANK CODE

BANK ACCT

DATE	DAILY DEPOSITS	DAILY EXPENDITURES	All Funds	Total From Funds	GENO 490202 General (01)	GENO 490202 F/M1&3(05)	GENO 490202 F/M2&4(06)
BAI Fwd	\$0.00	\$0.00	\$12,783,032.32	\$12,783,032.32	\$103,716.71	\$49,591.22	\$75,859.29
BAI Fwd	\$0.00	\$0.00	\$12,783,032.32	\$12,783,032.32	\$103,716.71	\$49,591.22	\$75,859.29
01-Aug-03	\$137,185.63	\$215.00	\$12,920,002.95	\$12,920,002.95	\$119,680.06	\$49,591.22	\$75,859.29
04-Aug-03	\$85,737.86	(\$138.09)	\$13,005,878.90	\$13,005,878.90	\$153,397.07	\$49,591.22	\$77,279.29
05-Aug-03	\$66,127.26	\$216,529.08	\$12,855,477.08	\$12,855,477.08	\$67,634.85	\$40,765.55	\$59,292.75
06-Aug-03	\$50,745.60	\$1,638.93	\$12,904,583.75	\$12,904,583.75	\$89,603.54	\$51,188.20	\$69,715.40
07-Aug-03	\$140,323.68	(\$225.00)	\$13,045,132.43	\$13,045,132.43	\$203,647.32	\$51,195.11	\$69,722.32
08-Aug-03	\$471,918.33	\$12,256.94	\$13,504,793.82	\$13,504,793.82	\$649,716.58	\$51,613.89	\$70,251.49
11-Aug-03	\$43,237.76	\$257,895.27	\$13,290,136.31	\$13,290,136.31	\$495,232.42	\$40,766.64	\$68,638.08
August 12-13, 2003	\$56,175.75	\$0.00	\$13,346,312.06	\$13,346,312.06	\$519,301.23	\$50,699.44	\$78,570.88
14-Aug-03	\$42,061.49	\$1,701.33	\$13,386,672.22	\$13,386,672.22	\$552,818.42	\$50,699.44	\$78,570.88
15-Aug-03	\$18,956.51	\$698,523.78	\$12,707,104.95	\$12,707,104.95	\$58,493.66	\$34,836.92	\$61,842.90
18-Aug-03	\$14,718.09	\$0.00	\$12,721,823.04	\$12,721,823.04	\$68,090.00	\$34,836.92	\$61,842.90
19-Aug-03	\$51,959.92	\$0.00	\$12,773,782.96	\$12,773,782.96	\$106,230.49	\$34,836.92	\$61,842.90
20-Aug-03	\$50,433.60	\$213,463.92	\$12,610,752.64	\$12,610,752.64	\$23,448.58	\$33,644.74	\$51,374.28
21-Aug-03	\$70,143.81	\$11.00	\$12,680,885.45	\$12,680,885.45	\$78,793.61	\$33,644.74	\$51,374.28
22-Aug-03	\$129,436.64	\$232,857.59	\$12,577,464.50	\$12,577,464.50	\$63,295.93	\$30,940.63	\$50,017.90
25-Aug-03	\$20,193.03	\$0.00	\$12,597,657.53	\$12,597,657.53	\$147,408.72	\$33,293.57	\$47,664.96
26-Aug-03	\$18,014.21	\$0.00	\$12,615,671.74	\$12,615,671.74	\$158,880.65	\$33,293.57	\$47,664.96
27-Aug-03	\$83,626.01	\$0.00	\$12,699,297.75	\$12,699,297.75	\$223,053.75	\$40,248.87	\$54,620.26
28-Aug-03	\$23,510.01	\$2,776.27	\$12,720,031.49	\$12,720,031.49	\$235,759.36	\$40,248.87	\$54,620.26
29-Aug-03	\$282,068.79	\$896,000.25	\$12,106,100.03	\$12,106,100.03	(\$157,598.20)	\$17,538.34	\$32,084.93

DAILY BALANCE		(FM/MBIA)			(FM)		
BANK CODE	CAFE	GENO	ZP	GENO	GENO	GENO	GENO
BANK ACCT	490628	490202	424846	490202	490202	490202	490202
DATE	Cafeteria (09)	CLL (10)	ZP-CAFE (11)	JCTF(12)	Hughes (14)	Libr Donations (15)	DCRM (17)
BAI Fwd	\$5,005.45	\$369.35	\$2,500.00	\$5,694.08	\$2,332.03	\$1,298.46	\$3,084.75
BAI Fwd	\$5,005.45	\$369.35	\$2,500.00	\$5,694.08	\$2,332.03	\$1,298.46	\$3,084.75
01-Aug-03	\$5,005.45	\$369.35	\$2,500.00	\$5,694.08	\$2,332.03	\$1,298.46	\$3,084.75
04-Aug-03	\$5,005.45	\$439.35	\$2,500.00	\$5,694.08	\$2,332.03	\$1,298.46	\$3,084.75
05-Aug-03	\$5,018.21	\$439.35	\$2,500.00	\$5,737.93	\$2,332.03	\$1,129.85	\$3,084.75
06-Aug-03	\$3,379.28	\$474.35	\$2,500.00	\$5,846.61	\$2,332.03	\$1,129.85	\$3,084.75
07-Aug-03	\$3,379.28	\$649.35	\$2,500.00	\$6,300.04	\$2,332.03	\$1,129.85	\$3,084.75
08-Aug-03	\$3,362.99	\$863.84	\$2,500.00	\$6,352.40	\$2,341.75	\$1,133.90	\$3,094.12
11-Aug-03	\$3,362.99	\$2,578.84	\$2,500.00	\$6,588.30	\$2,341.75	\$1,133.90	\$3,640.12
August 12-13, 2003	\$3,362.99	\$2,823.84	\$2,500.00	\$6,667.99	\$2,341.75	\$1,133.90	\$3,640.12
14-Aug-03	\$6,262.95	\$2,998.84	\$2,500.00	\$6,754.49	\$2,341.75	\$1,133.90	\$3,640.12
15-Aug-03	\$6,262.95	\$2,829.41	\$2,500.00	\$6,947.50	\$2,341.75	\$1,133.90	\$3,640.12
18-Aug-03	\$6,262.95	\$3,109.41	\$2,500.00	\$7,046.98	\$2,341.75	\$1,173.90	\$3,640.12
19-Aug-03	\$6,262.95	\$5,244.41	\$2,500.00	\$7,046.98	\$2,341.75	\$1,173.90	\$4,705.47
20-Aug-03	\$5,825.38	\$5,344.41	\$2,500.00	\$7,320.06	\$2,341.75	\$1,173.90	\$4,705.47
21-Aug-03	\$5,825.38	\$5,414.41	\$2,500.00	\$7,584.06	\$2,341.75	\$1,173.90	\$4,705.47
22-Aug-03	\$5,653.63	\$1,374.66	\$2,500.00	\$7,775.12	\$2,341.75	\$1,173.90	\$4,705.47
25-Aug-03	\$5,653.63	\$1,374.66	\$2,500.00	\$7,811.12	\$2,341.75	\$1,173.90	\$4,705.47
26-Aug-03	\$5,653.63	\$1,724.66	\$2,500.00	\$7,840.24	\$2,341.75	\$1,173.90	\$4,705.47
27-Aug-03	\$5,653.63	\$1,934.66	\$2,500.00	\$8,002.83	\$2,341.75	\$1,173.90	\$4,705.47
28-Aug-03	\$6,227.03	\$2,074.66	\$2,500.00	\$8,213.01	\$2,341.75	\$1,173.90	\$4,705.47
29-Aug-03	\$6,227.03	\$1,887.82	\$2,500.00	\$8,630.79	\$2,341.82	\$1,173.93	\$4,705.54

10

DAILY BALANCE					(FM)			
BANK CODE	GENO	GENO	GENO	GENO	GENO	GENO	TCDP	
BANK ACCT	490202	490202	490202	490202	490202	490202		
DATE	CCSEC (18)	CCRM (19)	Lib. Misc. (20)	CIP (21)	Bates Fund (22)	GLP (25)	TCDP (027)	
BAI Fwd	\$12,279.25	\$3,807.58	\$1,852.76	\$2,218.89	\$985.66	\$110.77	\$1,500.00	
BAI Fwd	\$12,279.25	\$3,807.58	\$1,852.76	\$2,218.89	\$985.66	\$110.77	\$1,500.00	
01-Aug-03	\$12,279.25	\$3,807.58	\$1,852.76	\$2,218.89	\$985.66	\$110.77	\$1,500.00	
04-Aug-03	\$12,372.34	\$3,884.86	\$1,852.76	\$2,218.89	\$985.66	\$110.77	\$1,500.00	
05-Aug-03	\$8,905.24	\$3,884.86	\$1,147.11	\$2,218.89	\$985.66	\$110.77	\$0.00	
06-Aug-03	\$9,373.02	\$4,073.72	\$1,264.99	\$2,218.89	\$985.66	\$110.77	\$0.00	
07-Aug-03	\$9,838.28	\$4,211.21	\$1,853.73	\$2,218.89	\$985.66	\$110.77	\$0.00	
08-Aug-03	\$10,036.26	\$4,368.64	\$1,862.12	\$2,236.15	\$989.51	\$111.21	\$0.00	
11-Aug-03	\$9,990.76	\$4,368.64	\$716.79	\$2,236.15	\$989.51	\$111.21	\$0.00	
August 12-13, 2003	\$10,506.09	\$4,847.08	\$1,197.53	\$2,236.15	\$989.51	\$111.21	\$0.00	
14-Aug-03	\$10,680.38	\$4,927.96	\$1,197.53	\$3,331.15	\$989.51	\$111.21	\$0.00	
15-Aug-03	\$10,875.58	\$5,091.60	\$1,375.03	\$3,331.15	\$989.51	\$111.21	\$0.00	
18-Aug-03	\$11,091.60	\$5,194.00	\$1,602.90	\$3,331.15	\$989.51	\$111.21	\$0.00	
19-Aug-03	\$11,620.32	\$5,194.00	\$1,602.90	\$3,331.15	\$989.51	\$111.21	\$0.00	
20-Aug-03	\$12,175.98	\$5,451.99	\$1,894.01	\$3,331.15	\$989.51	\$111.21	\$0.00	
21-Aug-03	\$12,507.28	\$5,557.40	\$1,894.01	\$3,331.15	\$989.51	\$111.21	\$0.00	
22-Aug-03	\$12,748.63	\$5,609.42	\$1,923.84	\$3,331.15	\$989.51	\$111.21	\$0.00	
25-Aug-03	\$12,778.63	\$5,609.42	\$1,923.84	\$3,331.15	\$989.51	\$111.21	\$0.00	
26-Aug-03	\$13,089.28	\$5,830.84	\$2,404.58	\$3,331.15	\$989.51	\$111.21	\$0.00	
27-Aug-03	\$13,400.48	\$6,069.11	\$2,404.58	\$3,331.15	\$989.51	\$111.21	\$0.00	
28-Aug-03	\$13,689.62	\$6,229.62	\$2,658.38	\$3,331.15	\$989.51	\$111.21	\$0.00	
29-Aug-03	\$14,146.84	\$6,386.44	\$3,108.82	\$3,331.27	\$989.53	\$111.21	\$0.00	

VOL. 78 PG. 24

DAILY BALANCE								
BANK CODE	GENO	GENO	GENO	94IS	GENO	GENO	GENO	
BANK ACCT	490202	490202	490202	426687	490202	490202	490202	
DATE	CO. Clk. Pres. (30)	UNINS. MTRST (31)	Wastewater (38)	94 CERT.I&S (39)	County Atty (45)	JURY (47)	Elections (48)	
BAI Fwd	\$6,021.81	\$32.38	\$1,023.82	\$871.39	\$26,278.59	\$0.00	\$7,144.73	
BAI Fwd	\$6,021.81	\$32.38	\$1,023.82	\$871.39	\$26,278.59	\$0.00	\$7,144.73	
01-Aug-03	\$6,021.81	\$32.38	\$1,163.82	\$871.39	\$28,306.22	\$0.00	\$7,144.73	
04-Aug-03	\$6,406.81	\$32.38	\$1,163.82	\$871.39	\$28,306.22	\$0.00	\$7,144.73	
05-Aug-03	\$6,406.81	\$32.38	\$1,163.82	\$871.39	\$27,945.91	\$0.00	\$7,144.73	
06-Aug-03	\$8,176.81	\$32.38	\$1,163.82	\$871.39	\$27,945.91	\$0.00	\$7,144.73	
07-Aug-03	\$8,606.81	\$32.38	\$1,163.82	\$4,150.12	\$27,945.91	\$0.00	\$7,144.73	
08-Aug-03	\$9,285.49	\$32.51	\$1,163.82	\$4,018.51	\$28,050.47	\$0.00	\$7,179.03	
11-Aug-03	(\$13,825.51)	\$32.51	\$1,163.82	\$4,018.51	\$27,131.33	\$0.00	\$7,179.03	
August 12-13, 2003	(\$12,100.51)	\$32.51	\$1,163.82	\$4,043.47	\$27,131.33	\$0.00	\$7,179.03	
14-Aug-03	(\$11,715.51)	\$32.51	\$1,163.82	\$4,043.47	\$27,131.33	\$0.00	\$7,179.03	
15-Aug-03	(\$11,190.51)	\$32.51	\$1,163.82	\$4,043.47	\$24,133.41	\$0.00	\$6,276.24	
18-Aug-03	(\$10,660.51)	\$32.51	\$1,163.82	\$4,043.47	\$24,133.41	\$0.00	\$6,276.24	
19-Aug-03	(\$10,660.51)	\$32.51	\$1,163.82	\$4,043.47	\$24,133.41	\$0.00	\$6,276.24	
20-Aug-03	(\$18,459.50)	\$32.51	\$1,163.82	\$4,043.47	\$24,133.41	\$0.00	\$6,099.24	
21-Aug-03	(\$17,904.50)	\$32.51	\$1,163.82	\$4,551.95	\$24,133.41	\$0.00	\$6,099.24	
22-Aug-03	(\$17,509.50)	\$32.51	\$1,163.82	\$4,551.95	\$24,133.41	\$0.00	\$6,099.24	
25-Aug-03	(\$17,509.50)	\$32.51	\$1,163.82	\$4,551.95	\$29,856.14	\$0.00	\$6,099.24	
26-Aug-03	(\$16,379.50)	\$32.51	\$1,163.82	\$4,551.95	\$31,106.14	\$0.00	\$6,099.24	
27-Aug-03	(\$15,754.50)	\$32.51	\$1,163.82	\$4,551.95	\$31,106.14	\$0.00	\$6,099.24	
28-Aug-03	(\$15,319.50)	\$32.51	\$1,163.82	\$4,551.95	\$31,106.14	\$0.00	\$6,099.24	
29-Aug-03	(\$14,874.27)	\$32.51	\$1,163.82	\$6,179.31	\$28,108.94	\$0.00	\$5,208.67	

DAILY BALANCE							
BANK CODE	GENO	GENO	GENO	51ST	95CONSTR	95 I&S	GENO
BANK ACCT	490202	490202	490202	425060	416312	426687	490202
DATE	JE/CO. Judge (49)	51st DA CPFA (50)	LAT RDS (51)	51ST DA SPEC (52)	95 CONST (53)	95 I&S (54)	119th DA CPFA (55)
BAI Fwd	\$982.54	\$9,983.74	\$20,661.88	\$11,013.55	\$188,597.49	(\$970.00)	\$7,448.06
BAI Fwd	\$982.54	\$9,983.74	\$20,661.88	\$11,013.55	\$188,597.49	(\$970.00)	\$7,448.06
01-Aug-03	\$982.54	\$9,983.74	\$20,661.88	\$11,013.55	\$188,597.49	(\$970.00)	\$7,448.06
04-Aug-03	\$992.54	\$9,983.74	\$20,661.88	\$11,013.55	\$188,597.49	(\$970.00)	\$7,448.06
05-Aug-03	\$992.54	\$9,983.74	\$18,325.16	\$11,013.55	\$189,198.44	(\$970.00)	\$7,448.06
06-Aug-03	\$997.54	\$9,983.74	\$18,325.16	\$11,013.55	\$189,198.44	(\$970.00)	\$7,448.06
07-Aug-03	\$1,007.54	\$9,983.74	\$18,325.16	\$11,013.55	\$189,198.44	\$658.75	\$7,448.06
08-Aug-03	\$1,036.11	\$10,023.97	\$18,406.27	\$11,018.75	\$188,701.46	\$797.32	\$7,478.05
11-Aug-03	\$1,036.11	\$10,023.97	\$18,406.27	\$11,018.75	\$176,872.39	\$797.32	\$7,478.05
August 12-13, 2003	\$1,051.11	\$10,023.97	\$18,406.27	\$11,018.75	\$176,872.39	\$769.53	\$7,478.05
14-Aug-03	\$1,061.11	\$10,023.97	\$18,406.27	\$11,018.75	\$176,872.39	\$769.53	\$7,478.05
15-Aug-03	\$1,066.11	\$10,023.97	\$18,406.27	\$11,018.75	\$176,872.39	\$769.53	\$7,478.05
18-Aug-03	\$1,096.11	\$10,023.97	\$18,406.27	\$11,018.75	\$176,872.39	\$769.53	\$7,478.05
19-Aug-03	\$1,096.11	\$10,023.97	\$18,406.27	\$11,018.75	\$176,872.39	\$769.53	\$7,478.05
20-Aug-03	\$1,116.11	\$10,023.97	\$102.89	\$9,957.71	\$175,497.16	\$769.53	\$7,478.05
21-Aug-03	\$1,121.11	\$10,023.97	\$102.89	\$9,957.71	\$175,497.16	\$1,634.32	\$7,478.05
22-Aug-03	\$1,126.11	\$9,961.47	\$102.89	\$9,957.71	\$175,269.64	\$1,634.32	\$7,406.74
25-Aug-03	\$1,126.11	\$9,961.47	\$102.89	\$9,957.71	\$175,269.64	\$1,634.32	\$7,406.74
26-Aug-03	\$1,161.11	\$9,961.47	\$102.89	\$9,957.71	\$175,269.64	\$1,634.32	\$7,406.74
27-Aug-03	\$1,161.11	\$9,961.47	\$102.89	\$9,957.71	\$175,269.64	\$1,634.32	\$7,406.74
28-Aug-03	\$1,171.11	\$9,961.47	\$102.89	\$9,957.71	\$175,269.64	\$1,634.32	\$7,406.74
29-Aug-03	\$1,186.13	\$9,961.75	\$103.45	\$9,957.23	\$175,318.54	\$0.00	\$7,406.95

12

26

78 PG.

VOL.



DAILY BALANCE								CSCD
BANK CODE	DPS	119	GENO	GENO	GENO	TRAG-CSCD	TRAG-CSCD	
BANK ACCT	407860	424994	490202	490202	490202	490210	490210	
DATE	119th DA/DPS (57)	119TH DA/SPEC (58)	PARKS(59)	CVCA (60)	OJP(061)	CHAP(62)	TAIP/CSC GRANT (63)	
BAI Fwd	\$821.19	\$11,342.35	\$51.48	\$11,008.15	\$634.68	\$1,987.83	\$106,542.06	
BAI Fwd	\$821.19	\$11,342.35	\$51.48	\$11,008.15	\$634.68	\$1,987.83	\$106,542.06	
01-Aug-03	\$821.19	\$11,342.35	\$51.48	\$11,008.15	\$634.68	\$2,552.83	\$107,720.06	
04-Aug-03	\$821.19	\$11,342.35	\$51.48	\$11,125.92	\$634.68	\$2,552.83	\$107,720.06	
05-Aug-03	\$821.19	\$11,342.35	\$51.48	\$11,290.40	\$634.68	\$2,356.31	\$104,258.56	
06-Aug-03	\$821.19	\$11,342.35	\$51.48	\$12,042.88	\$634.68	\$2,356.31	\$104,258.56	
07-Aug-03	\$821.19	\$11,342.35	\$51.48	\$13,976.56	\$634.68	\$2,356.31	\$104,258.56	
08-Aug-03	\$821.55	\$11,347.69	\$51.68	\$14,325.35	\$637.17	\$2,356.31	\$104,258.56	
11-Aug-03	\$821.55	\$11,347.69	\$51.68	\$15,277.87	\$637.17	\$2,262.81	\$104,258.56	
August 12-13, 2003	\$821.55	\$11,347.69	\$51.68	\$16,203.76	\$637.17	\$2,262.81	\$104,258.56	
14-Aug-03	\$821.55	\$11,347.69	\$51.68	\$16,656.47	\$637.17	\$2,262.81	\$104,258.56	
15-Aug-03	\$821.55	\$11,347.69	\$51.68	\$17,613.54	\$637.17	(\$5,632.14)	\$101,867.65	
18-Aug-03	\$821.55	\$11,347.69	\$51.68	\$18,106.29	\$637.17	(\$5,632.14)	\$101,867.65	
19-Aug-03	\$821.55	\$11,347.69	\$51.68	\$19,542.52	\$637.17	(\$5,632.14)	\$101,867.65	
20-Aug-03	\$821.55	\$10,286.65	\$51.68	\$21,013.79	\$637.17	(\$5,776.34)	\$96,626.65	
21-Aug-03	\$821.55	\$10,286.65	\$51.68	\$22,179.97	\$637.17	(\$5,776.34)	\$96,626.65	
22-Aug-03	\$821.55	\$10,286.65	\$51.68	\$23,063.38	\$637.17	(\$6,501.68)	\$91,529.15	
25-Aug-03	\$821.55	\$10,286.65	\$51.68	\$23,213.38	\$637.17	\$15,998.32	\$91,529.15	
26-Aug-03	\$821.55	\$10,286.65	\$51.68	\$23,806.89	\$637.17	\$15,998.32	\$91,529.15	
27-Aug-03	\$821.55	\$10,286.65	\$51.68	\$24,841.08	\$637.17	\$15,998.32	\$91,529.15	
28-Aug-03	\$821.55	\$10,286.65	\$51.68	\$25,947.83	\$637.17	\$15,998.32	\$91,529.15	
29-Aug-03	\$821.67	\$10,286.22	\$51.68	\$27,872.93	\$637.19	\$4,651.41	\$98,133.95	

27  
78 PG.  
VOL.

28  
 78 PG.  
 VOL.

DAILY BALANCE							
BANK CODE	TRAG-CSCD	TRAG-CSCD	TRAG-CSCD	TRAG-CSCD	GENO	GENO	GENO
BANK ACCT	490210	490210	490210	490210	490202	490202	490202
DATE	DTP (64)	DAP (65)	CRTC (66)	CCP (67)	Arrest Fees (68)	Justice Ed (70)	MUNICIPAL FEES (71)
BAI Fwd	\$14,152.43	\$301,004.30	\$194,775.03	\$23,992.35	\$2,177.20	\$1,452.27	\$3,601.44
BAI Fwd	\$14,152.43	\$301,004.30	\$194,775.03	\$23,992.35	\$2,177.20	\$1,452.27	\$3,601.44
01-Aug-03	\$14,152.43	\$418,110.63	\$194,765.35	\$23,992.35	\$2,177.20	\$1,452.27	\$3,601.44
04-Aug-03	\$14,152.43	\$418,110.63	\$195,336.80	\$23,992.35	\$2,179.28	\$1,459.01	\$3,777.28
05-Aug-03	\$14,152.43	\$407,398.21	\$189,162.00	\$23,867.96	\$2,219.11	\$1,480.94	\$3,777.28
06-Aug-03	\$14,152.43	\$407,398.21	\$189,634.25	\$23,867.96	\$2,303.00	\$1,555.91	\$4,493.14
07-Aug-03	\$14,152.43	\$407,398.21	\$189,724.45	\$23,867.96	\$2,643.52	\$1,798.72	\$5,123.84
08-Aug-03	\$14,152.43	\$407,342.24	\$190,124.15	\$23,867.96	\$2,661.07	\$1,829.59	\$5,723.16
11-Aug-03	\$13,752.45	\$399,412.31	\$186,996.85	\$23,781.07	\$2,833.47	\$1,952.06	\$4,050.31
August 12-13, 2003	\$13,752.45	\$401,995.88	\$187,714.33	\$23,781.07	\$2,949.20	\$2,177.16	\$4,985.15
14-Aug-03	\$13,752.45	\$401,995.88	\$187,714.33	\$23,781.07	\$3,042.71	\$2,230.01	\$5,330.57
15-Aug-03	\$11,398.27	\$331,826.51	\$149,653.23	\$12,600.77	\$3,139.23	\$2,341.13	\$5,875.19
18-Aug-03	\$11,398.27	\$331,826.51	\$150,185.28	\$12,600.77	\$3,221.55	\$2,398.24	\$6,385.59
19-Aug-03	\$11,398.27	\$331,826.51	\$151,589.53	\$12,600.77	\$3,221.55	\$2,458.18	\$9,305.59
20-Aug-03	\$11,398.27	\$322,322.71	\$140,956.47	\$13,107.56	\$3,426.96	\$2,622.60	\$9,824.32
21-Aug-03	\$11,398.27	\$322,322.71	\$140,956.47	\$13,107.56	\$3,644.93	\$2,764.77	\$10,223.91
22-Aug-03	\$11,398.27	\$314,663.38	\$118,948.92	\$11,844.27	\$3,815.31	\$2,875.05	(\$64.71)
25-Aug-03	\$11,398.27	\$314,663.38	\$120,149.67	\$11,844.27	\$3,845.31	\$2,895.05	\$35.79
26-Aug-03	\$11,398.27	\$314,663.38	\$120,415.67	\$11,844.27	\$3,876.88	\$2,789.98	\$1,084.25
27-Aug-03	\$11,398.27	\$314,680.16	\$120,415.67	\$11,844.27	\$4,053.53	\$2,897.69	\$1,751.71
28-Aug-03	\$11,398.27	\$314,680.16	\$121,166.42	\$11,844.27	\$4,155.10	\$3,023.44	\$3,392.03
29-Aug-03	\$8,413.97	\$228,662.76	\$71,948.91	(\$1,659.32)	\$4,547.80	\$3,254.70	\$5,504.33

15

DAILY BALANCE								
BANK CODE	GENO	GENO	GENO	GENO	GENO	GENO	GENO	
BANK ACCT	490202	490202	490202	490202	490202	490202	490202	
DATE	CONSOL.	CRT COST (72)	GRAFFITI (73)	TIME PAYMENTS (74)	V.S.C.O. (75)	EMPL ENRICH (76)	FUGITIVE (77)	Indigent(78)
BAI Fwd		\$12,374.05	\$402.75	\$1,858.28	\$3,559.97	\$7,638.80	\$3,701.62	\$177.52
BAI Fwd		\$12,374.05	\$402.75	\$1,858.28	\$3,559.97	\$7,638.80	\$3,701.62	\$177.52
01-Aug-03		\$12,374.05	\$402.75	\$1,858.28	\$3,559.97	\$7,638.80	\$3,701.62	\$177.52
04-Aug-03		\$12,508.63	\$402.75	\$1,868.66	\$3,559.97	\$7,638.80	\$3,718.44	\$187.52
05-Aug-03		\$12,695.04	\$402.75	\$1,868.66	\$3,559.97	\$7,638.80	\$3,773.27	\$193.52
06-Aug-03		\$13,549.99	\$402.75	\$2,039.25	\$3,559.97	\$7,638.80	\$3,956.24	\$204.52
07-Aug-03		\$15,743.36	\$402.75	\$2,331.63	\$3,559.97	\$7,638.80	\$4,563.32	\$241.52
08-Aug-03		\$16,140.64	\$404.32	\$2,465.94	\$3,574.05	\$7,669.05	\$4,640.61	\$275.52
11-Aug-03		\$17,249.18	\$404.32	\$2,602.87	\$3,574.05	\$7,669.05	\$4,948.11	\$1,003.52
August 12-13, 2003		\$18,453.85	\$404.32	\$2,858.58	\$3,574.05	\$8,610.14	\$5,156.89	\$1,044.52
14-Aug-03		\$18,967.85	\$404.32	\$2,958.58	\$3,574.05	\$8,610.14	\$5,289.09	\$1,073.52
15-Aug-03		\$20,054.62	\$404.32	\$3,040.14	\$3,513.65	\$8,610.14	\$5,566.89	\$1,133.52
18-Aug-03		\$20,614.17	\$404.32	\$3,164.88	\$3,708.73	\$8,610.14	\$5,710.34	\$1,189.52
19-Aug-03		\$23,158.43	\$404.32	\$3,930.16	\$3,708.73	\$8,610.14	\$5,860.88	\$1,824.52
20-Aug-03		\$24,829.79	\$404.32	\$4,243.07	\$3,645.73	\$8,610.14	\$6,271.95	\$1,852.52
21-Aug-03		\$26,150.96	\$404.32	\$4,393.07	\$3,645.73	\$8,610.14	\$6,625.80	\$1,872.52
22-Aug-03		\$27,154.32	\$404.32	\$4,586.04	\$3,645.73	\$8,610.14	\$6,903.10	\$1,910.52
25-Aug-03		\$27,324.32	\$404.32	\$4,661.04	\$3,645.73	\$8,630.15	\$6,953.10	\$1,956.52
26-Aug-03		\$27,824.46	\$404.32	\$4,744.30	\$3,645.73	\$8,630.15	\$7,040.59	\$2,012.52
27-Aug-03		\$28,993.96	\$404.32	\$4,884.53	\$3,645.73	\$8,655.15	\$7,310.87	\$2,056.52
28-Aug-03		\$30,304.54	\$404.32	\$5,153.79	\$3,679.73	\$8,655.15	\$7,627.77	\$2,088.52
29-Aug-03		\$32,557.62	\$404.33	\$5,518.74	\$3,619.42	\$8,655.36	\$8,208.10	\$2,134.52

DAILY BALANCE							
BANK CODE	GENO	GENO	GENO	GENO	TRAG-JUV	GENO	EFTPS
BANK ACCT	490202	490202	490202	490202	428825	490202	421448
DATE	JCD(79)	CMI(081)	JUDICIAL/Dist-JP(082)	JUDICIAL/Crt Law(083)	JDF(84)	Child Trust (88)	EFTPS(94)
BAI Fwd	\$612.64	\$569.44	\$9,825.59	\$3,402.60	\$87,703.45	\$7,288.50	\$0.00
BAI Fwd	\$612.64	\$569.44	\$9,825.59	\$3,402.60	\$87,703.45	\$7,288.50	\$0.00
01-Aug-03	\$612.64	\$569.44	\$9,825.59	\$3,402.60	\$87,703.45	\$7,288.50	\$0.00
04-Aug-03	\$614.31	\$571.11	\$9,825.59	\$3,402.60	\$87,703.45	\$7,304.00	\$0.00
05-Aug-03	\$619.79	\$576.59	\$9,825.59	\$3,402.60	\$87,703.45	\$7,304.00	\$0.00
06-Aug-03	\$637.76	\$594.27	\$9,825.59	\$3,402.60	\$87,703.45	\$7,490.00	\$0.00
07-Aug-03	\$697.84	\$653.76	\$9,825.59	\$3,402.60	\$87,703.45	\$7,598.50	\$0.00
08-Aug-03	\$705.49	\$661.41	\$9,863.58	\$3,415.54	\$87,773.24	\$7,691.50	\$0.00
11-Aug-03	\$735.86	\$691.39	\$9,863.58	\$3,415.54	\$87,773.24	\$7,691.50	\$0.00
August 12-13, 2003	\$755.94	\$710.74	\$9,863.58	\$3,415.54	\$87,773.24	\$7,905.50	\$0.00
14-Aug-03	\$768.65	\$722.93	\$9,863.58	\$3,415.54	\$87,773.24	\$7,998.50	\$0.00
15-Aug-03	\$796.03	\$749.94	\$9,415.17	\$3,415.54	\$87,773.24	\$8,107.00	\$0.00
18-Aug-03	\$810.22	\$763.95	\$9,415.17	\$3,415.54	\$87,773.24	\$8,200.00	\$0.00
19-Aug-03	\$820.43	\$769.60	\$9,415.17	\$3,415.54	\$87,773.24	\$8,200.00	\$0.00
20-Aug-03	\$860.78	\$809.19	\$9,415.17	\$3,415.54	\$87,773.24	\$8,386.00	\$0.00
21-Aug-03	\$895.74	\$843.76	\$9,415.17	\$3,415.54	\$87,773.24	\$8,448.00	\$0.00
22-Aug-03	\$921.85	\$904.23	\$9,415.17	\$3,415.54	\$87,773.24	\$8,525.50	\$0.00
25-Aug-03	\$926.60	\$908.73	\$11,073.54	\$1,757.17	\$87,773.24	\$8,525.50	\$0.00
26-Aug-03	\$934.82	\$916.45	\$11,073.54	\$1,757.17	\$87,773.24	\$8,665.00	\$0.00
27-Aug-03	\$960.94	\$941.70	\$11,073.54	\$1,757.17	\$87,773.24	\$8,786.00	\$0.00
28-Aug-03	\$991.56	\$971.18	\$11,073.54	\$1,757.17	\$87,773.24	\$8,832.50	\$0.00
29-Aug-03	\$1,047.55	\$1,025.14	\$11,073.81	\$1,757.26	\$87,768.01	\$8,910.00	\$0.00

16  
30  
78 pg.  
VOL.

DAILY BALANCE								
BANK CODE	PAYL	GENO	GENO	GENO	98IS	98TANIS	Geno	
BANK ACCT	490237	490202	490202	490202	426687	426687	490202	
DATE	Payroll (95)	C@L EXCESS(096)	LEOSE/Sheriff(097)	CRSFF(098)	98IS(099)	98 TAX IS (101)	Const 1 leose(102)	
BAI Fwd	\$2,523.83	\$503.79	\$662.94	\$4,983.50	\$8,376.98	\$622.62	\$2,349.41	
BAI Fwd	\$2,523.83	\$503.79	\$662.94	\$4,983.50	\$8,376.98	\$622.62	\$2,349.41	
01-Aug-03	\$2,523.83	\$503.79	\$662.94	\$4,983.50	\$8,376.98	\$622.62	\$2,349.41	
04-Aug-03	\$3,230.90	\$503.79	\$662.94	\$4,983.50	\$8,376.98	\$622.62	\$2,349.41	
05-Aug-03	\$3,353.36	\$503.79	\$662.94	\$4,983.50	\$8,376.98	\$622.62	\$2,349.41	
06-Aug-03	\$4,232.00	\$503.79	\$662.94	\$5,035.00	\$8,376.98	\$622.62	\$2,349.41	
07-Aug-03	\$4,232.00	\$503.79	\$662.94	\$5,138.00	\$20,148.60	\$1,244.28	\$2,349.41	
08-Aug-03	\$4,232.00	\$506.16	\$665.51	\$5,138.00	\$20,428.74	\$1,212.18	\$2,358.57	
11-Aug-03	\$4,232.00	\$506.16	\$665.51	\$5,202.00	\$20,428.74	\$1,212.18	\$2,358.57	
August 12-13, 2003	\$4,232.00	\$506.16	\$665.51	\$5,202.00	\$20,668.73	\$1,230.02	\$2,358.57	
14-Aug-03	\$4,232.00	\$506.16	\$665.51	\$5,253.50	\$20,668.73	\$1,230.02	\$2,358.57	
15-Aug-03	\$4,461.70	\$436.16	\$665.51	\$5,253.50	\$20,668.73	\$1,230.02	\$2,358.57	
18-Aug-03	\$5,132.72	\$436.16	\$665.51	\$5,253.50	\$20,668.73	\$1,230.02	\$2,358.57	
19-Aug-03	\$5,132.72	\$436.16	\$665.51	\$5,253.50	\$20,668.73	\$1,230.02	\$2,358.57	
20-Aug-03	\$5,132.72	\$436.16	\$665.51	\$5,253.50	\$20,668.73	\$1,230.02	\$2,358.57	
21-Aug-03	\$5,132.72	\$436.16	\$665.51	\$5,265.00	\$26,467.99	\$1,501.60	\$2,358.57	
22-Aug-03	\$5,132.72	\$436.16	\$665.51	\$5,265.00	\$26,467.99	\$1,501.60	\$2,358.57	
25-Aug-03	\$5,132.72	\$436.16	\$665.51	\$5,265.00	\$26,467.99	\$1,501.60	\$2,358.57	
26-Aug-03	\$5,132.72	\$436.16	\$665.51	\$5,265.00	\$26,467.99	\$1,501.60	\$2,358.57	
27-Aug-03	\$5,132.72	\$436.16	\$665.51	\$5,320.00	\$26,467.99	\$1,501.60	\$2,358.57	
28-Aug-03	\$5,132.72	\$436.16	\$665.51	\$5,373.00	\$26,467.99	\$1,501.60	\$2,358.57	
29-Aug-03	\$2,961.83	\$366.17	\$665.53	\$5,434.00	\$26,187.85	\$1,533.70	\$2,358.63	

18

DAILY BALANCE								
BANK CODE	Geno	Geno	Geno	Geno	TRAG-CSCD	TRAG-JUV	Geno	
BANK ACCT	490202	490202	490202	490202	490210	428825	490202	
DATE	Const 2 lease(103)	Const 3 lease(104)	Const 4 lease(105)	Crt Trans Fee(106)	TCOMI(109)	JDPF(110)	Co Judge Excess (111)	
BAI Fwd	\$1,003.98	\$3,381.40	\$2,782.73	\$2,234.89	\$11,833.98	\$6,646.53	\$1,812.55	
BAI Fwd	\$1,003.98	\$3,381.40	\$2,782.73	\$2,234.89	\$11,833.98	\$6,646.53	\$1,812.55	
01-Aug-03	\$1,003.98	\$3,381.40	\$2,782.73	\$2,234.89	\$11,833.98	\$6,646.53	\$1,812.55	
04-Aug-03	\$1,003.98	\$3,381.40	\$2,782.73	\$2,234.89	\$11,833.98	\$6,646.53	\$1,812.55	
05-Aug-03	\$1,003.98	\$3,381.40	\$2,732.73	\$2,256.81	\$11,833.98	\$6,646.53	\$1,812.55	
06-Aug-03	\$1,003.98	\$3,381.40	\$2,732.73	\$2,311.13	\$11,833.98	\$6,646.53	\$1,812.55	
07-Aug-03	\$1,003.98	\$3,381.40	\$2,732.73	\$2,542.71	\$11,833.98	\$6,646.53	\$1,812.55	
08-Aug-03	\$1,008.32	\$3,394.68	\$2,743.66	\$2,568.67	\$11,833.98	\$6,652.04	\$1,819.67	
11-Aug-03	\$1,008.32	\$3,394.68	\$2,501.96	\$2,688.64	\$11,833.98	\$6,652.04	\$1,819.67	
August 12-13, 2003	\$1,008.32	\$3,394.68	\$2,501.96	\$2,728.49	\$11,833.98	\$6,652.04	\$1,819.67	
14-Aug-03	\$1,008.32	\$3,394.68	\$2,501.96	\$2,775.74	\$11,833.98	\$6,652.04	\$1,819.67	
15-Aug-03	\$1,008.32	\$3,394.68	\$2,501.96	\$2,874.51	\$9,165.67	\$6,652.04	\$1,819.67	
18-Aug-03	\$1,008.32	\$3,394.68	\$2,501.96	\$2,924.82	\$9,165.67	\$6,652.04	\$1,819.67	
19-Aug-03	\$1,008.32	\$3,394.68	\$2,501.96	\$2,924.82	\$9,165.67	\$6,811.04	\$1,819.67	
20-Aug-03	\$1,008.32	\$3,394.68	\$2,501.96	\$3,063.35	\$9,165.67	\$6,821.04	\$1,819.67	
21-Aug-03	\$1,008.32	\$3,394.68	\$2,501.96	\$3,195.35	\$9,165.67	\$6,821.04	\$1,819.67	
22-Aug-03	\$1,008.32	\$3,394.68	\$2,391.96	\$1,757.99	\$9,165.67	\$6,821.04	\$1,421.42	
25-Aug-03	\$1,008.32	\$3,394.68	\$2,391.96	\$1,777.99	\$9,165.67	\$6,821.04	\$1,421.42	
26-Aug-03	\$1,008.32	\$3,394.68	\$2,391.96	\$1,796.54	\$9,165.67	\$6,821.04	\$1,421.42	
27-Aug-03	\$1,008.32	\$3,394.68	\$2,391.96	\$1,883.01	\$9,165.67	\$6,821.04	\$1,421.42	
28-Aug-03	\$1,008.32	\$3,394.68	\$2,391.96	\$1,991.63	\$9,165.67	\$6,821.04	\$1,421.42	
29-Aug-03	\$1,008.35	\$3,394.77	\$2,392.03	\$2,039.93	\$4,894.65	\$6,819.86	\$1,421.47	

DAILY BALANCE								
BANK CODE	Geno	Geno	Geno	Geno	Geno	DA	TJP-COKE	
BANK ACCT	490202	490202	490202	490202	490202	428833	428825	
DATE	DNA (112)	Loanstar Libr (201)	Trollinger Fund (202)	Library Epanion (203)	Landscaping (301)	Sheriff Forfeiture (401)	(500)	
BAI Fwd	\$50.56	\$549.99	\$204,037.80	\$513.30	\$825.94	\$5,185.96	\$17,898.42	
BAI Fwd	\$50.56	\$549.99	\$204,037.80	\$513.30	\$825.94	\$5,185.96	\$17,898.42	
01-Aug-03	\$50.56	\$549.99	\$204,037.80	\$513.30	\$825.94	\$5,185.96	\$17,898.42	
04-Aug-03	\$50.56	\$549.99	\$204,037.80	\$513.30	\$825.94	\$5,185.96	\$26,673.42	
05-Aug-03	\$50.56	\$381.78	\$204,037.80	\$513.30	\$825.94	\$5,185.96	\$26,357.54	
06-Aug-03	\$50.56	\$381.78	\$204,037.80	\$513.30	\$825.94	\$5,899.30	\$26,357.54	
07-Aug-03	\$50.56	\$381.78	\$204,037.80	\$513.30	\$825.94	\$5,899.30	\$26,357.54	
08-Aug-03	\$50.76	\$385.17	\$204,839.08	\$515.32	\$829.18	\$5,921.95	\$26,387.65	
11-Aug-03	\$50.76	\$385.17	\$204,839.08	\$515.32	\$829.18	\$5,921.95	\$26,387.65	
August 12-13, 2003	\$50.76	\$385.17	\$204,839.08	\$515.32	\$829.18	\$5,921.95	\$26,387.65	
14-Aug-03	\$50.76	\$385.17	\$204,839.08	\$515.32	\$829.18	\$5,921.95	\$23,607.06	
15-Aug-03	\$50.76	\$385.17	\$204,839.08	\$515.32	\$829.18	\$5,921.95	\$23,607.06	
18-Aug-03	\$50.76	\$385.17	\$204,839.08	\$515.32	\$829.18	\$5,921.95	\$23,607.06	
19-Aug-03	\$50.76	\$385.17	\$204,839.08	\$515.32	\$829.18	\$5,921.95	\$21,119.97	
20-Aug-03	\$50.76	\$385.17	\$204,839.08	\$515.32	\$829.18	\$5,921.95	\$21,119.97	
21-Aug-03	\$50.76	\$385.17	\$204,839.08	\$515.32	\$829.18	\$5,921.95	\$21,000.21	
22-Aug-03	\$50.76	\$385.17	\$204,839.08	\$515.32	\$829.18	\$5,921.95	\$21,000.21	
25-Aug-03	\$50.76	\$385.17	\$204,839.08	\$515.32	\$829.18	\$5,921.95	\$21,000.21	
26-Aug-03	\$50.76	\$385.17	\$204,839.08	\$515.32	\$829.18	\$5,921.95	\$21,000.21	
27-Aug-03	\$50.76	\$385.17	\$204,839.08	\$515.32	\$829.18	\$5,921.95	\$21,000.21	
28-Aug-03	\$50.76	\$385.17	\$204,839.08	\$515.32	\$829.18	\$5,921.95	\$21,000.21	
29-Aug-03	\$50.76	\$385.20	\$204,844.58	\$515.33	\$829.21	\$5,902.38	\$17,340.01	

## DAILY BALANCE

BANK CODE	TJP-COKE/Regional	CCP Assistance	CCP/Regional	IV-E Prog. Regional	Non Resident Regional	AYUDAR Donations	TYC
BANK ACCT	428825	428825	428825	428825	428825	428825	428825
DATE	(501)	(502)	(503)	(504)	(505)	(580)	(582)
BAI Fwd	(\$88.78)	\$22,501.42	\$24,184.82	\$62,390.20	\$2,355.55	\$8,279.99	\$113,357.41
BAI Fwd	(\$88.78)	\$22,501.42	\$24,184.82	\$62,390.20	\$2,355.55	\$8,279.99	\$113,357.41
01-Aug-03	(\$88.78)	\$22,501.42	\$24,184.82	\$62,390.20	\$2,355.55	\$8,279.99	\$113,357.41
04-Aug-03	\$386.22	\$27,445.42	\$24,184.82	\$62,390.20	\$2,355.55	\$8,279.99	\$113,357.41
05-Aug-03	\$386.22	\$27,445.42	\$24,184.82	\$62,390.20	\$2,112.49	\$8,279.99	\$113,351.71
06-Aug-03	\$386.22	\$27,445.42	\$24,184.82	\$62,390.20	\$2,112.49	\$8,279.99	\$113,351.71
07-Aug-03	\$386.22	\$27,445.42	\$24,184.82	\$62,390.20	\$2,112.49	\$8,279.99	\$113,351.71
08-Aug-03	\$386.05	\$27,472.79	\$24,203.95	\$62,439.86	\$2,114.38	\$8,286.58	\$113,444.20
11-Aug-03	\$386.05	\$27,472.79	\$24,203.95	\$62,439.86	\$2,114.38	\$8,286.58	\$113,444.20
August 12-13, 2003	\$386.05	\$27,472.79	\$24,203.95	\$62,439.86	\$2,114.38	\$8,286.58	\$113,444.20
14-Aug-03	\$386.05	\$27,472.79	\$24,203.95	\$62,439.86	\$2,114.38	\$8,286.58	\$113,444.20
15-Aug-03	\$166.56	\$26,362.55	\$23,929.34	\$62,439.86	\$2,114.38	\$8,286.58	\$113,361.31
18-Aug-03	\$166.56	\$26,362.55	\$23,929.34	\$62,439.86	\$2,114.38	\$8,286.58	\$113,361.31
19-Aug-03	\$166.56	\$26,362.55	\$23,929.34	\$62,439.86	\$2,114.38	\$8,286.58	\$113,361.31
20-Aug-03	\$1,591.56	\$23,865.55	\$23,929.34	\$62,439.86	\$2,114.38	\$8,286.58	\$113,361.31
21-Aug-03	\$1,591.56	\$23,865.55	\$23,929.34	\$62,439.86	\$2,114.38	\$8,286.58	\$113,361.31
22-Aug-03	\$1,591.56	\$23,865.55	\$23,915.05	\$62,439.86	\$1,748.85	\$8,286.58	\$113,361.31
25-Aug-03	\$1,591.56	\$23,865.55	\$23,915.05	\$62,439.86	\$1,748.85	\$8,286.58	\$113,361.31
26-Aug-03	\$1,591.56	\$23,865.55	\$23,915.05	\$62,439.86	\$1,748.85	\$8,286.58	\$113,361.31
27-Aug-03	\$1,591.56	\$23,865.55	\$23,915.05	\$62,439.86	\$1,748.85	\$8,286.58	\$113,361.31
28-Aug-03	\$1,591.56	\$23,865.55	\$23,915.05	\$62,439.86	\$1,748.85	\$8,286.58	\$113,361.31
29-Aug-03	\$1,373.24	\$20,200.03	\$23,640.48	\$71,138.36	\$1,748.69	\$8,286.09	\$113,038.56



## DAILY BALANCE

BANK CODE	IV-E Program	Post Adj	AYUDAR	State Aid	Comm. Corrections	TJP Salary Adj	Family Preservation
BANK ACCT	428825	428825	428825	428825	428825	428825	428825
DATE	(583)	(584)	(585)	(586)	(587)	(588)	(589)
BAI Fwd	\$598,183.32	\$37,993.05	\$16,087.89	\$46,665.02	\$5,309.32	\$8,793.55	\$19,567.31
BAI Fwd	\$598,183.32	\$37,993.05	\$16,087.89	\$46,665.02	\$5,309.32	\$8,793.55	\$19,567.31
01-Aug-03	\$598,183.32	\$37,993.05	\$16,087.89	\$46,665.02	\$5,309.32	\$8,793.55	\$19,567.31
04-Aug-03	\$598,183.32	\$37,993.05	\$24,570.89	\$46,665.02	\$25,131.32	\$8,793.55	\$25,400.31
05-Aug-03	\$598,183.32	\$37,993.05	\$19,225.70	\$45,408.71	\$22,609.92	\$8,793.55	\$25,400.31
06-Aug-03	\$598,183.32	\$37,993.05	\$19,225.70	\$45,408.71	\$22,609.92	\$8,793.55	\$25,400.31
07-Aug-03	\$598,183.32	\$37,993.05	\$19,225.70	\$45,408.71	\$22,609.92	\$8,793.55	\$25,400.31
08-Aug-03	\$598,631.80	\$38,023.29	\$19,233.46	\$45,394.17	\$22,600.96	\$8,793.87	\$25,414.19
11-Aug-03	\$598,631.80	\$38,023.29	\$16,847.29	\$44,400.26	\$22,600.96	\$8,793.87	\$25,414.19
August 12-13, 2003	\$598,631.80	\$38,023.29	\$16,847.29	\$44,400.26	\$22,600.96	\$8,793.87	\$25,414.19
14-Aug-03	\$598,631.80	\$38,023.29	\$16,847.29	\$44,400.26	\$22,600.96	\$8,793.87	\$25,414.19
15-Aug-03	\$598,631.80	\$38,023.29	\$14,443.11	\$37,206.20	\$21,412.23	\$5,798.55	\$25,414.19
18-Aug-03	\$598,631.80	\$38,023.29	\$14,443.11	\$37,206.20	\$21,412.23	\$5,798.55	\$25,414.19
19-Aug-03	\$598,631.80	\$38,023.29	\$14,443.11	\$37,206.20	\$21,412.23	\$5,798.55	\$25,414.19
20-Aug-03	\$598,631.80	\$38,023.29	\$14,338.74	\$26,314.93	\$15,976.39	\$5,798.55	\$25,414.19
21-Aug-03	\$598,631.80	\$38,023.29	\$14,338.74	\$27,964.93	\$16,293.39	\$5,798.55	\$25,414.19
22-Aug-03	\$568,226.62	\$38,023.29	\$14,338.74	\$25,912.94	\$15,193.39	\$5,798.55	\$25,414.19
25-Aug-03	\$568,226.62	\$38,023.29	\$14,338.74	\$25,912.94	\$15,193.39	\$5,798.55	\$25,414.19
26-Aug-03	\$568,226.62	\$38,023.29	\$14,338.74	\$25,912.94	\$15,193.39	\$5,798.55	\$25,414.19
27-Aug-03	\$568,226.62	\$38,023.29	\$14,338.74	\$25,942.55	\$15,193.39	\$5,798.55	\$25,414.19
28-Aug-03	\$568,226.62	\$38,023.29	\$14,338.74	\$25,942.55	\$15,193.39	\$5,798.55	\$25,414.19
29-Aug-03	\$559,330.74	\$38,021.03	\$11,324.68	\$22,662.28	\$14,114.75	\$3,327.48	\$25,426.95

DAILY BALANCE					
BANK CODE	Post Adj Facility				
BANK ACCT	428825				
DATE	(590)	Securities	MBIA	Funds Management	Credit Card Clearing Acct
BAI Fwd	\$97,685.16	\$996,982.76	\$4,873,922.11	\$4,206,126.92	\$0.00
BAI Fwd	\$97,685.16	\$996,982.76	\$4,873,922.11	\$4,206,126.92	\$0.00
01-Aug-03	\$97,685.16	\$996,982.76	\$4,873,922.11	\$4,206,126.92	\$0.00
04-Aug-03	\$97,685.16	\$996,982.76	\$4,873,922.11	\$4,206,126.92	\$0.00
05-Aug-03	\$97,685.16	\$996,982.76	\$4,873,922.11	\$4,206,126.92	\$0.00
06-Aug-03	\$97,685.16	\$996,982.76	\$4,873,922.11	\$4,206,126.92	\$0.00
07-Aug-03	\$97,685.16	\$996,982.76	\$4,873,922.11	\$4,206,126.92	\$0.00
08-Aug-03	\$97,738.12	\$996,982.76	\$4,878,003.73	\$4,209,331.96	\$0.00
11-Aug-03	\$97,738.12	\$996,982.76	\$4,878,003.73	\$4,209,331.96	\$0.00
August 12-13, 2003	\$97,738.12	\$996,982.76	\$4,878,003.73	\$4,209,331.96	\$0.00
14-Aug-03	\$97,738.12	\$996,982.76	\$4,878,003.73	\$4,209,331.96	\$0.00
15-Aug-03	\$97,738.12	\$996,982.76	\$4,878,003.73	\$4,209,331.96	\$0.00
18-Aug-03	\$97,738.12	\$996,982.76	\$4,878,003.73	\$4,209,331.96	\$0.00
19-Aug-03	\$97,738.12	\$996,982.76	\$4,878,003.73	\$4,209,331.96	\$0.00
20-Aug-03	\$97,738.12	\$996,982.76	\$4,878,003.73	\$4,209,331.96	\$0.00
21-Aug-03	\$97,738.12	\$996,982.76	\$4,878,003.73	\$4,209,331.96	\$0.00
22-Aug-03	\$97,738.12	\$996,982.76	\$4,878,003.73	\$4,209,331.96	\$0.00
25-Aug-03	\$3,638.12	\$996,982.76	\$4,878,003.73	\$4,209,331.96	\$0.00
26-Aug-03	\$3,638.12	\$996,982.76	\$4,878,003.73	\$4,209,331.96	\$0.00
27-Aug-03	\$3,638.12	\$996,982.76	\$4,878,003.73	\$4,209,331.96	\$0.00
28-Aug-03	\$3,638.12	\$996,982.76	\$4,878,003.73	\$4,209,331.96	\$0.00
29-Aug-03	\$3,674.78	\$996,982.76	\$4,878,003.73	\$4,209,331.96	\$0.00

*Funds Management*  
*Bob Ross*  
*Joan Alexander*

- 1) Portfolio Statement
- 2) Treasurer Daily Balance
- 3) Interest Rates

Q3

	INV CASH TRST GOV SEC PRT										
	8/29/2003										
Cusip	Share/Par	Security Name	Coupon Rate	Yield to Maturity	Maturity Date	Original Cost	Purchase Price	Amortized Cost	Accrued Income	Purchase Date	Settle Date
3133MCRV9	4,500,000	FEDERAL HOME LOAN BK NTS	5.375	1.5400	1/5/2004	9,878,670.00	103.99	4,558,702.91	38,121.60	12/16/2002	12/16/200
SSB030902	7,196,000	STATE STREET BANK REPO	0.98	0.9800	9/2/2003	7,196,000.00	100.00	7,196,000.00	587.67	8/29/2003	8/29/200
307295084	40,000,000	TRI REPO (MERRILL LYNCH	1.082498	1.0800	9/2/2003	40,000,000.00	100.00	40,000,000.00	3,816.67	7/29/2003	8/4/200
308255114	40,000,000	TRI REPO (GREENWICH CAPI	1.09	1.0900	9/3/2003	40,000,000.00	100.00	40,000,000.00	7,266.67	8/25/2003	8/26/200
308295067	35,000,000	TRI REPO (GREENWICH CAPI	1.08	1.0800	9/2/2003	35,000,000.00	100.00	35,000,000.00	3,150.00	8/29/2003	8/29/200
308295083	60,000,000	TRI REPO (J.P. MORGAN SE	1.09	1.0900	9/2/2003	60,000,000.00	100.00	60,000,000.00	5,450.00	8/29/2003	8/29/200
3128X1TH0	5,000,000	FEDERAL HOME LOAN MORTGA	1.2	1.2000	8/6/2004	5,000,000.00	100.00	5,000,000.00	7,833.33	7/8/2003	7/16/200
3133MNPS4	10,000,000	FED HOME LOAN BANKS	3.375	1.0900	5/14/2004	10,197,300.00	101.97	10,158,334.80	99,966.03	6/30/2003	6/30/200
313388UX6	11,100,000	FED HOME LOAN BANKS	9.5	1.3200	2/25/2004	11,973,969.60	107.87	11,533,312.66	20,058.42	2/28/2003	3/5/200
313396LG6	30,000,000	FREDDIE MAC DISC NT RB	0	0.9800	9/4/2003	29,946,100.00	99.82	29,997,550.00	-	6/30/2003	6/30/200
313396LW1	20,000,000	FREDDIE MAC DISC NT RB	0	0.9800	9/18/2003	19,956,444.44	99.78	19,990,744.44	-	6/30/2003	6/30/200
313396MT7	10,000,000	FREDDIE MAC DISC NT	0	1.0400	10/9/2003	9,977,466.67	99.77	9,989,022.22	-	7/23/2003	7/23/200
313396NJ8	20,000,000	FHLMC DISC NOTE	0	1.0600	10/24/2003	19,920,500.00	99.60	19,968,788.80	-	6/10/2003	6/11/200
313396PE7	20,000,000	FREDDIE MAC RB	0	1.0800	11/13/2003	19,944,200.00	99.72	19,956,200.00	-	8/12/2003	8/12/200
3134A2T99	5,880,000	FHLMC 5% 1/15/04	5	1.3100	1/15/2004	6,078,684.02	103.38	5,960,181.09	38,347.83	2/11/2003	2/12/200
3134A4JN5	10,000,000	FHLMC 3.25 1/15/2004	3.25	1.3300	1/15/2004	10,184,920.00	101.85	10,070,643.60	42,391.30	1/23/2003	1/24/200
31359MEG4	5,000,000	FNMA NT	4.75	1.2700	11/14/2003	5,119,250.00	102.39	5,034,742.13	70,337.93	3/4/2003	3/5/200
31359MSZ7	20,000,000	FNMA NT	1.050001	1.0500	9/18/2003	19,995,468.00	99.98	19,995,583.36	8,166.68	8/18/2003	8/18/200
3136F3ME3	10,000,000	FEDERAL NATIONAL MORTGAG	1.38	1.3800	5/7/2004	10,000,000.00	100.00	10,000,000.00	52,052.63	4/25/2003	4/28/200
86387SFF2	10,000,000	SLMA MTN FRN	1.217001	1.2200	9/2/2003	9,994,100.00	99.94	9,998,661.69	6,565.68	2/19/2002	2/19/200
	373,676,000					380,363,072.73		374,408,467.70	404,112.44		
								\$-4,699,886.97	Other assets less liabilities		
								369,708,580.73	Total portfolio		
								47,524,249.18	Total Net Assets (Treasury Portfolio)		
								417,232,829.91	TOTAL NET ASSETS (ICT)		

BANK ACCT					490202	490202	490202	490202	412732	422037	422258
FM ACCT	DAILY	DAILY			6540001432	6540001432	6540001432	6540001432	6540001443	6540001443	6540001443
DATE	PURCHASE	RELEASE			General	CLL	Hughes	Bates	94 CERT.I&S	98IS	98 TAX IS
	+	-	All Funds	Total From Funds	01	10	14	22	39	99	101
BAI Fwd	\$0.00	\$0.00	\$4,206,126.92	\$4,206,126.92	\$3,551,835.00	\$61,862.39	\$465,124.63	\$78,954.81	\$43,444.41	\$3,832.42	\$1,073.26
Aug 1-5	\$0.00	\$0.00	\$4,206,126.92	\$4,206,126.92	\$3,551,835.00	\$61,862.39	\$465,124.63	\$78,954.81	\$43,444.41	\$3,832.42	\$1,073.26
Aug 6-12	\$3,205.04	\$0.00	\$4,209,331.96	\$4,209,331.96	\$3,554,438.64	\$61,907.74	\$465,465.59	\$79,012.69	\$43,474.41	\$3,957.91	\$1,074.98
Aug 19-26	\$0.00	\$0.00	\$4,209,331.96	\$4,209,331.96	\$3,554,438.64	\$61,907.74	\$465,465.59	\$79,012.69	\$43,474.41	\$3,957.91	\$1,074.98
Aug 27-31	\$0.00	\$0.00	\$4,209,331.96	\$4,209,331.96	\$3,554,438.64	\$61,907.74	\$465,465.59	\$79,012.69	\$43,474.41	\$3,957.91	\$1,074.98

To: Dianna Spieker  
From: Joan Alexander

26

VOL. 78 PG. 40

INVESTORS CASH TRUST ACCOUNTS		September 2, 2003 08/29/03 PM Posting		
ACCOUNT NAME	ACCOUNT #	INTEREST	BALANCE	TOTAL
TOM GREEN COUNTY - GENERAL ACCOUNT	654-0001432	\$2,810.82	\$4,160,824.66	\$4,163,635.48
TOM GREEN COUNTY - DEBT SERVICE	654-0001443	\$32.77	\$48,507.30	\$48,540.07
AVERAGE RATE (008/0103 THROUGH 08/29/03-29 days): 0.85%				
COMPOUND EFFECTIVE YIELD: 0.854%				
TOTAL:		\$2,843.59	\$4,209,331.96	\$4,212,175.55

*MBIA*  
*Danny King*

- 1) Collateral Statement
- 2) Treasurer Daily Balance
- 3) Interest Rates
- 4) Misc. Information

27



For more information, call MBIA Client Services at (800)395-5505  
Fax: (800)765-7600

The following information is provided in accordance with Texas state statute 2256.0016. As of August 31, 2003 the portfolio contained the following:

Securities by type:

Commercial Paper - 45.63%, US Government Guaranteed - 1.99%, US Govt Sponsored - 7.07%, U.S. Treasury - 40.96%, Municipal - 3.57%, Repo's - 0.79%

The portfolio is marked to market at the end of each business day.

Current information can be provided to you by calling your Client Service Representative at 1-800-395-5505.

Market Value at 08/31/2003 - \$700,013,422.28

Amortized Cost at 08/31/2003 - \$700,074,131.92

Difference - (\$60,709.64)

The current LOC for the portfolio is \$5,000,000. The NAV on 08/31/2003 is equal to 1.00

Dollar Weighted Average Maturity - 67 days

The final maturity dates of all securities were less than one year.

The custodial bank for Texas CLASS is Wells Fargo, TX.

The portfolio managers of MBIA Capital Management Corp - sub advisor for Texas CLASS are Eric Storch and Melissa Wright.

There were no changes to the Trust Agreement.

You may now View and Print your Master Detail Report on Client Connection. Under Summaries and Reports click on Statement Reports and then Participant Profile. Follow instructions to make revisions to your Participant information.





## *Notes*

### *August 2003*

---

For more information, call MBIA Client Services at (800)395-5505  
Fax: (800)765-7600

In an effort to further accommodate our Participants many of our enrollment and change forms are now available online. These forms are located on the [www.mbia.com](http://www.mbia.com) website and can easily be accessed by typing in the following url: <http://www.mbia.com/tools/asset.htm>. The following forms can easily be printed, completed and faxed to the Client Service Desk all in one task.

Custody Bank Wire instructions for all Portfolios  
Authorized Signatory Amendment Form  
Depository Bank and Authorized Wire Accounts Amendment Form  
Email Registration Form

Please keep this information handy as we, once again, strive to serve your needs by remaining on the cutting edge of technology.

Save the Date! MBIA Asset Management invites you to join us for the Texas CLASS Participant Meeting and Luncheon on Wednesday, November 19, 2003 at 12:00 p.m. at the Renaissance Hotel in Houston, Texas. Mark your calendar! More information to come!

For the month of August 2003, MBIA Municipal Investors Service Corporation, in its role as Program Administrator, accrued fees of \$118,275 based on average assets for CLASS Texas of \$698,205,606. The fee is accrued on a daily basis by multiplying the value of the investment property as determined each day by the fee rate of 20 basis points (.0020) divided by 365 days. The monthly fee is the sum of all daily fee accruals for the month of August. The fee is paid monthly upon notification to the custodial bank. MBIA reserves the right to abate fees.

As a registered investment adviser, we are required to furnish you with a copy of our ADV Part II of the SEC registration form. If you would like a copy of this form, please contact us at 800-395-5505.

BANK ACCT				490202	490202	490202
MBIA ACC*	DAILY	DAILY		TX010145-1	TX010145-1	TX010145-1
DATE	PURCHASE	RELEASE		General	F/M 1 & 3	F/M 2 & 4
	+	-	All Funds Total From Fund	(1)	(5)	(6)
BAI Fwd	\$0.00	\$0.00	\$3,385,264.92	\$3,385,264.92	\$325,688.31	\$646,052.03
Aug 1-5	\$0.00	\$0.00	\$3,385,264.92	\$3,385,264.92	\$325,688.31	\$646,052.03
Aug 6-12	\$4,081.62	\$0.00	\$3,388,238.02	\$3,388,238.02	\$325,938.32	\$646,547.96
Aug 19-26	\$0.00	\$0.00	\$3,388,238.02	\$3,388,238.02	\$325,938.32	\$646,547.96
Aug 27-31	\$0.00	\$0.00	\$3,388,238.02	\$3,388,238.02	\$325,938.32	\$646,547.96

		490202	490202	490202	490202	490202
		TX010145-1	TX010145-1	TX010145-1	TX010145-1	TX010145-1
		CLL	JCTF	Libr-Hughes	Libr-Donations	DC-RM
		(10)	(12)	(14)	(15)	(17)
Sub-Total	\$291,421.02	\$4,662.00	\$56,353.61	\$1,549.76	\$58,020.57	\$7,615.17
Sub-Total	\$291,421.02	\$4,662.00	\$56,353.61	\$1,549.76	\$58,020.57	\$7,615.17
Sub-Total	\$291,644.75	\$4,666.25	\$56,396.21	\$1,550.95	\$58,065.11	\$7,621.02
Sub-Total	\$291,644.75	\$4,666.25	\$56,396.21	\$1,550.95	\$58,065.11	\$7,621.02
Sub-Total	\$291,644.75	\$4,666.25	\$56,396.21	\$1,550.95	\$58,065.11	\$7,621.02

		490202	490202	490202	490202	490202
		TX010145-1	TX010145-1	TX010145-1	TX010145-1	TX010145-1
		CC-Rm	Libr Misc	Bates	GLP	CCPreserv
		(19)	(20)	(22)	(25)	(30)
Sub-Total	\$135,344.95	\$38,924.86	\$44,236.38	\$30.33	\$10,084.49	\$35,090.18
Sub-Total	\$135,344.95	\$38,924.86	\$44,236.38	\$30.33	\$10,084.49	\$35,090.18
Sub-Total	\$135,448.85	\$38,954.74	\$44,270.34	\$30.35	\$10,092.23	\$35,117.12
Sub-Total	\$135,448.85	\$38,954.74	\$44,270.34	\$30.35	\$10,092.23	\$35,117.12
Sub-Total	\$135,448.85	\$38,954.74	\$44,270.34	\$30.35	\$10,092.23	\$35,117.12

		490202	490202	490202	490202	490202
		TX010145-1	TX010145-1	TX010145-1	TX010145-1	TX010145-1
		CVCA	OJP	Arrest	JE	SMF
		(60)	(61)	(68)	(70)	(71)
Sub-Total	\$27,543.34	\$10,132.02	\$1,934.70	\$1,146.55	\$961.88	\$13,368.19
Sub-Total	\$27,543.34	\$10,132.02	\$1,934.70	\$1,146.55	\$961.88	\$13,368.19
Sub-Total	\$27,544.83	\$10,132.02	\$1,936.19	\$1,146.55	\$961.88	\$13,368.19
Sub-Total	\$27,544.83	\$10,132.02	\$1,936.19	\$1,146.55	\$961.88	\$13,368.19
Sub-Total	\$27,544.83	\$10,132.02	\$1,936.19	\$1,146.55	\$961.88	\$13,368.19

		490202	490202	490202	490202	490202
		TX010145-1	TX010145-1	TX010145-1	TX010145-1	TX010145-1
		CCC	Time	Fugitive	Indigent	Sheriff
		(72)	(74)	(77)	(78)	(97)
Sub-Total	\$62,607.54	\$12,506.09	\$2,383.86	\$2,555.02	\$1,570.48	\$13,016.08
Sub-Total	\$62,607.54	\$12,506.09	\$2,383.86	\$2,555.02	\$1,570.48	\$13,016.08
Sub-Total	\$62,641.00	\$12,506.09	\$2,383.86	\$2,555.02	\$1,570.48	\$13,026.07
Sub-Total	\$62,641.00	\$12,506.09	\$2,383.86	\$2,555.02	\$1,570.48	\$13,026.07
Sub-Total	\$62,641.00	\$12,506.09	\$2,383.86	\$2,555.02	\$1,570.48	\$13,026.07

30

# Economic Commentary

August 2003

## Market Commentary

Prepared by Melissa Wright, Portfolio Manager, MBIA Asset Management Corp.

### Yields Rise as Economy Shows Improvement

Favorable economic data continues to roll in as momentum builds for a stronger end to the year. Rising corporate profits, continued strength in consumer spending, a rise in capital spending by businesses and low inflation are some of the encouraging signs leading the stock market up and the bond market down.

The unemployment rate is still hovering around 6 percent and this has kept investors wondering whether this economic recovery can be sustained without job growth.

Currently, the market is anticipating that the Federal Open Market Committee (FOMC) will raise interest rates by the end of the first quarter 2004. Fed Fund Futures are pricing in 50 basis points of tightening by the end of next June. Interest rates have risen much faster than most economists had expected, since the Fed has stated it is in no hurry to raise interest rates until the inflation rate rises. The market may be getting ahead of itself, but investors fear that once the Fed starts raising rates

they may do so aggressively – possibly by 50-75 basis points at a time. Although higher rates will be good news for money market investors, we may have to wait a little longer than currently thought.

The FOMC will meet again on September 16, 2003. Economic statistics to watch in September are: ISM (formerly NAPM – 9/2), the employment situation (9/5), Retail Sales (9/12), Producer Price Index (9/12), Industrial Production (9/15), Consumer Price Index (9/16), Durable Goods Orders (9/25), Home Sales (9/26) Gross Domestic Product (9/26) and Chicago Purchasing Managers' Index (9/30).

As of August 28, 2003, the Dow was up approximately 1.0 percent for the month (up 11.8 percent year to date), the NASDAQ was up 3.1 percent for the month (up 33.9 percent year to date) and the S&P500 was up 1.0 percent for the month (13.4 percent year to date.)

### Sector Review

**U.S. Treasuries:** The U.S. Treasury yield curve flattened in August as short term rates rose more than long-term rates. With the exception of the long bond, Treasury yields rose higher this month as the sell-off continued. The two-year was yielding 1.97 percent at month-end (up from 1.74 percent at the end of July), the 10-year was yielding 4.46 percent and the 30-year bond was yielding 5.25 percent at the end of August.

In our Treasury portfolios, we have taken advantage of the sell-off by purchasing longer-dated maturities in search of extra yield. We believe it is unlikely that the Fed will tighten interest rates until 2004.

**Repurchase Agreements:** Overnight repurchase agreements (repo) traded just below the Fed Funds rate of 1.00 percent for most of the month. Repo rates rose mid-month and at month-end when cash traded at a premium. We expect the FOMC to keep the Fed Funds rate at 1 percent when it meets again on September 16.

**Commercial Paper:** Commercial paper (CP) rates for short (thirty- to ninety-day) paper remained just above Fed Funds at 1.03 percent. Six-month CP cheapened

slightly to 1.09 percent, while nine-month paper saw a significant backup to 1.18 percent. Rates are under pressure as the market is pricing in the possibility of a rate hike sometime during the first quarter of 2004. Issuance should begin to increase in the six to nine month area as the economy improves.

In our commercial paper portfolios, we have lengthened slightly to take advantage of the recent back up in yields. We will keep the WAM in the mid-50s until we feel confident a strong economic recovery is on solid ground and the probability of a Fed rate hike increases.

**U.S. Government Agencies:** Rates on agency securities continue to feel pressure due to increased scrutiny on Fannie Mae and Freddie Mac. Agencies continue to trade cheap to commercial paper given the current headline risk.

At the end of August, one-month agency discount notes traded around 1.02 percent, three-month discount notes were yielding 1.06 percent, nine-month 1.22 percent and one-year discount notes were yielding 1.36 percent.

31

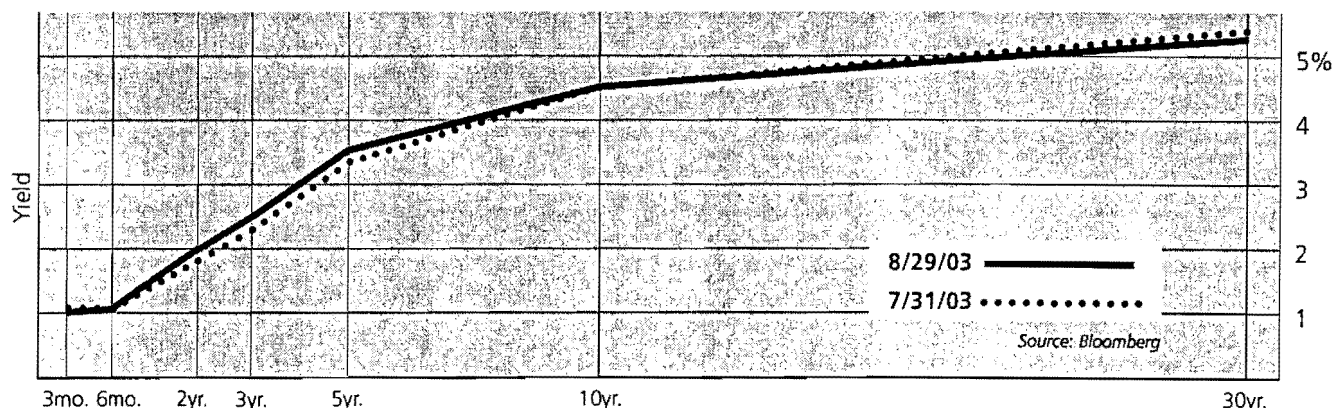
# Market Summary

Prepared by Jake Danaher, Portfolio Manager, MBIA Asset Management Corp.

## Monthly Market Summary

	8/01	8/08	8/15	8/22	8/29	3rd QTD AVG	2nd QTD AVG	1st QTD AVG
<b>Overnight Rates</b>								
Effective Fed Funds	1.04	0.96	1.39	0.99	1.01	1.04	1.23	1.25
Repurchase Agreements	1.00	0.89	1.15	0.90	1.00	0.97	1.17	1.22
<b>Discount Rates</b>								
1 Month Treasury Bill	0.89	0.89	0.90	0.94	0.98	0.89	1.04	1.16
1 Month Agency Disc.	1.03	1.02	1.03	1.02	1.02	1.00	1.12	1.20
1 Month Com'l Paper	1.04	1.02	1.04	1.03	1.05	1.03	1.17	1.23
3 Month Treasury Bill	0.93	0.94	0.93	0.96	0.98	0.92	1.03	1.16
3 Month Agency Disc.	1.05	1.05	1.06	1.06	1.05	1.02	1.10	1.20
3 Month Com'l Paper	1.01	1.01	1.01	1.05	1.06	1.03	1.13	1.23
6 Month Treasury Bill	1.02	1.01	1.02	1.03	1.06	0.99	1.04	1.17
6 Month Agency Disc.	1.10	1.10	1.10	1.11	1.11	1.06	1.09	1.20
6 Month Com'l Paper	1.08	1.08	1.08	1.10	1.10	1.06	1.11	1.22
<b>Yields</b>								
1 Year Treasury	1.31	1.22	1.30	1.35	1.35	1.21	1.15	1.30
1 Year Agency	1.33	1.28	1.34	1.44	1.28	1.23	1.15	1.31
2 Year Treasury	1.85	1.72	1.85	1.97	1.95	1.66	1.43	1.65
2 Year Agency	2.00	1.92	2.06	2.13	2.19	1.85	1.54	1.82
5 Year Treasury	3.37	3.17	3.42	3.47	3.46	3.11	2.57	2.78
5 Year Agency	3.76	3.48	3.88	3.85	3.91	3.45	2.82	3.26

## Historical Yield Curve



## Key Economic Indicators

	For the Period	Date of Release	Expected	Actual	Prior
Unemployment Rate	July	8/01	6.3%	6.2%	6.4%
Consumer Price Index	July	8/15	0.2%	0.2%	0.2%
- Less Food and Energy	July	8/15	0.1%	0.2%	0.0%
Consumer Confidence	August	8/26	80.0	81.3	77.0
FOMC Rate Decision		8/12	1.00%	1.00%	1.00%
Gross Domestic Product	2QP	8/28	2.9%	3.1%	2.4%

MBIA Asset Management Corp.  
113 King Street  
Armonk, New York 10504  
Client Services: 1-800-395-5505  
www.MBIA.com

**MBIA**

Capital Strength. Triple-A Performance.

32

Texas CLASS

DAILY VALUATION REPORT  
08/29/2003  
QUOTED IN United States Dollar

RUN DATE: 09/02/03  
RUN TIME: 12:41:13  
PAGE: 1

Security ID	Description	Quantity	Price	Amort. Cost	Market Value	Unrealized G/L	% Price Chg
U.S. Government Bonds (LT)							
912828AG5	US Treasury Notes 2 1/4% Due 7/31/2004 JJ31	20,000,000.00	100.906	20,201,522.35	20,181,200.00	-20,322.35	(0.07)
TOTAL - U.S. Government Bonds (LT)		20,000,000.00		20,201,522.35	20,181,200.00	-20,322.35	
Bonds Tax Exempt (LT)							
13062PCU4	California State Rev Antic WtsSer A 2% Due 6/16/2004 Ann6/16	25,000,000.00	100.152	25,175,450.55	25,038,000.00	-137,450.55	0.03
TOTAL - Bonds Tax Exempt (LT)		25,000,000.00		25,175,450.55	25,038,000.00	-137,450.55	
Non U.S. Govt Bonds (LT)							
312924TX1	FHLMC Agency 3 1/4% Due 5/20/2004 MN20	2,115,000.00	101.370	2,147,088.85	2,143,975.50	-3,113.35	0.00)
31339XGP3	FHLB Agency dtd 06/02/03 1.27% Due 6/25/2004 JD2	10,000,000.00	100.000	10,000,000.00	10,000,000.00	0.00	0.00
3133M5QB9	Federal Home Loan Bank Agency 5 1/8% Due 9/15/2003 MS15	5,000,000.00	100.144	5,006,426.67	5,007,200.00	773.33	(0.03)
3133MJVZ0	FHLB Agency dtd 11/15/01 2 1/2% Due 11/14/2003 MN15	4,000,000.00	100.250	4,007,190.16	4,010,000.00	2,809.84	0.00
3133MLFC4	FHLB Agency dtd 2/12/02 3.27% Due 2/12/2004 FA12	7,000,000.00	101.000	7,059,656.35	7,070,000.00	10,343.65	0.00
3133MMR88	FHLB Govt Agency 3 3/4% Due 2/13/2004 FA15	6,000,000.00	101.156	6,065,000.35	6,060,000.00	4,359.65	0.03
3133MXKD0	Federal Home Loan Bank Syst FEDERAL HOME LOAN BANK 1.30000 1.3% Due 4/13/2004 MS18	10,000,000.00	100.000	10,000,000.00	10,000,000.00	0.00	0.00
3133X0JV2	FHLB Agency dtd 08/06/03 1.4% Due 9/1/2004 FA6	2,000,000.00	99.938	2,000,000.00	1,998,760.00	-1,240.00	(0.06)
3134A4CQ5	FHLMC Agency 6 3/8% Due 11/15/2003 MN15	3,500,000.00	101.125	3,535,315.17	3,539,375.00	4,059.83	0.00

Texas CLASS

DAILY VALUATION REPORT  
08/29/2003  
QUOTED IN: United States DollarRUN DATE: 09/02/03  
RUN TIME: 12:41:13  
PAGE: 2

Security ID	Description	Quantity	Price	Amort. Cost	Market Value	Unrealized G/L	% Price Chg
3136F36M3	FANNIE MAE Agency 1.3% Due 8/30/2004 FA6	4,000,000.00	99.844	4,000,000.00	3,993,760.00	-6,240.00	(0.03)
3136F3ME3	Fannie Mae FANNIE MAE 1.380000 20040507 1.38% Due 5/7/2004 AO16	10,000,000.00	100.000	10,000,000.00	10,000,000.00	0.00	0.00
3136F3YB6	FANNIE MAE Agency dtd 06/04/03 1.3% Due 6/30/2004 JD4	10,000,000.00	100.000	10,000,000.00	10,000,000.00	0.00	00 0.
TOTAL - Non U.S. Govt Bonds (LT)		73,615,000.00		73,820,677.55	73,832,430.50	11,752.95	

## Bonds Taxable (ST)

000088\$69	Greenwich Capital Greenwich Capital REPO 09/02/2 0.98% Due 9/2/2003 At Mat	5,564,000.00	100.000	5,564,000.00	5,564,000.00	0.00	0.00
06945MW36	Barton Capital Corp Barton Capital Corp CP 09/03/2 Due 9/3/2003 At Mat	30,000,000.00	99.996	29,999,124.72	29,998,800.00	-324.72	0.00
27003LWC3	Eaglefunding Capital Corp Eaglefunding Capital Corp CP 0 Due 9/12/2003 At Mat	20,018,000.00	100.000	20,012,048.26	20,018,000.00	5,951.74	0.00
28100MW56	Edison Asset Securitization Edison Asset Securitization CP Due 9/5/2003 At Mat	6,872,000.00	99.990	6,871,381.43	6,871,312.80	-68.63	0.00
313384\$B6	FHLB DISC CORP Discount Notes Due 1/21/2004 At Mat	10,000,000.00	99.625	9,959,217.77	9,962,500.00	3,282.23	0.00
313384LH0	FHLB DISC CORP Discount Notes Due 9/5/2003 At Mat	40,000,000.00	100.000	39,996,564.60	40,000,000.00	3,435.40	0.00
313396\$A8	FREDDIE DISCOUNT Discount Notes Due 9/22/2003 At Mat	3,375,000.00	100.000	3,372,626.77	3,375,000.00	2,373.23	0.13
313396\$B4	FREDDIE DISCOUNT Discount Notes Due 5/20/2004 At Mat	3,790,000.00	99.125	3,761,931.91	3,756,837.50	-5,094.41	0.00
313396\$B4	FREDDIE DISCOUNT Discount Notes Due 5/20/2004 At Mat	5,000,000.00	99.125	4,962,625.91	4,956,250.00	-6,375.91	0.00
313396\$B4	FREDDIE DISCOUNT Discount Notes Due 5/20/2004 At Mat	5,000,000.00	99.125	4,955,757.54	4,956,250.00	492.46	0.00

48  
78 pg.  
VOL:

Texas CLASS

DAILY VALUATION REPORT  
08/29/2003  
QUOTED IN: United States Dollar

RUN DATE: 09/02/03  
RUN TIME: 12:41:13  
PAGE: 3

Security ID	Description	Quantity	Price	Amort. Cost	Market Value	Unrealized G/L	% Price Chg
313396LV3	FREDDIE DISCOUNT Discount Notes 09/17/03 Due 9/17/2003 At Mat	6,886,000.00	100.000	6,882,984.56	6,886,000.00	3,015.44	0.00
313396LX9	Freddie Mac Discount Notes FREDDIE MAC 0% 09/19/2003 Due 9/19/2003 At Mat	40,000,000.00	100.000	39,980,539.99	40,000,000	19,460.01	0.00
313396MB6	Freddie Mac Discount Notes FREDDIE MAC 0% 09/23/2003 Due 9/23/2003 At Mat	10,000,000.00	100.000	9,993,932.11	10,000,000.00	6,067.89	0.00
313396MS9	FREDDIE DISCOUNT Discount Notes Due 10/8/2003 At Mat	25,000,000.00	99.875	24,973,482.82	24,968,750.00	-4,732.82	0.00
313396MT7	FREDDIE DISCOUNT Discount Notes Due 10/9/2003 At Mat	4,000,000.00	99.875	3,994,368.77	3,995,000.00	631.23	0.00
313396NF6	FREDDIE DISCOUNT Discount Note 10/21/03 Due 10/21/2003 At Mat	10,000,000.00	99.875	9,985,638.17	9,987,500.00	611.88	0.00
313396NH2	FREDDIE DISCOUNT Discount Notes Due 10/23/2003 At Mat	10,000,000.00	99.875	9,984,834.90	9,987,500.00	2,665.10	0.00
313396PE7	FREDDIE DISCOUNT Due 11/13/2003 At Mat	15,000,000.00	99.750	14,968,189.70	14,962,500.00	-5,689.70	0.00
313396RV7	Freddie Mac Discount Notes Freddie Mac Discount Notes DN Due 1/15/2004 At Mat	5,000,000.00	99.625	4,979,369.96	4,981,250.00	1,880.04	0.00
313396TP8	FREDDIE DISCOUNT  Discount Notes Due 2/26/2004 At Mat	2,430,000.00	99.500	2,419,121.87	2,417,850.00	-1,271.87	0.00
313588LN3	FNMA DISCOUNT Discount Notes Due 9/10/2003 At Mat	13,565,000.00	100.000	13,561,893.17	13,565,000.00	3,106.83	0.00
313588LN3	FNMA DISCOUNT Discount Notes Due 9/10/2003 At Mat	30,000,000.00	100.000	29,993,197.30	30,000,000.00	6,802.70	0.00
313588QK4	FNMA DISCOUNT FannieMae/Disc Notes Due 12/12/2003 At Mat	11,931,000.00	99.750	11,886,439.74	11,901,172.50	14,732.76	0.00
313588SR7	FNMA DISCOUNT Due 2/4/2004 At Mat	3,000,000.00	99.500	2,985,527.03	2,985,000.00	-527.03	0.00
49833MWG2	Kitty Hawk Funding Corp Kitty Hawk Funding Corp CP 09/ Due 9/16/2003 At Mat	32,000,000.00	100.000	31,986,806.17	32,000,000.00	13,193.83	0.00
7561V5WJ3	Receivables Capital Corp CP 09/18/03 A1+ Due 9/18/2003 At Mat	30,000,000.00	99.953	29,985,863.75	29,985,900.00	36.25	0.00

Texas CLASS

DAILY VALUATION REPORT  
08/29/2003  
QUOTED IN: United States Dollar

RUN DATE: 09/02/0  
RUN TIME: 12:41:13  
PAGE: 4

Security ID	Description	Quantity	Price	Amort. Cost	Market Value	Unrealized G/L	% Price Chg
82124MWV8	SheffieldReceivables Co Sheffield Receivables Co CP 09 Due 9/29/2003 At Mat	28,000,000.00	99.917	27,977,317.28	27,976,760.00	-557.28	0.00
86888NWS0	Surrey Funding Corp CP 09/26/03 A1+ Due 9/26/2003 At Mat	10,000,000.00	99.926	9,992,798.70	9,992,600.00	-198.70	0.00
87088MWQ2	Swiss RE Financial Products CP 09/24/03 A1+ Due 9/24/2003 At Mat	30,000,000.00	99.936	29,980,746.63	29,980,800.00	53.37	0.00
88562UWN4	Three Pillars Funding Corp. CP A1/P1 Due 9/22/2003 At Mat	10,000,000.00	99.939	9,994,108.85	9,993,900.00	-208.85	0.00
90262DW27	UBS Finance Inc/Delaware UBS Finance Inc/Delaware CP 09 Due 9/2/2003 At Mat	4,942,000.00	100.000	4,942,000.00	4,942,000.00	0.00	0.00
90262DW43	UBS Finance Inc/Delaware UBS Finance Inc/Delaware CP 09 Due 9/4/2003 At Mat	28,028,000.00	99.994	28,026,349.27	28,026,318.	-30.95	0.00
TOTAL - Bonds Taxable (ST)		489,401,000.00		488,930,786.28	488,994,751.12	63,964.84	
Money Market Securities							
1247P3WG3	CAFCO Commercial Paper 09/16/03 A1+ Due 9/16/2003 At Mat	16,974,000.00	99.959	16,967,064.70	16,967,040.66	-24.04	0.00
3814ASAZ1	GoldmanSachs CP FLT Adj % Due 9/16/2003 Sched	20,000,000.00	100.000	20,000,000.00	20,000,000.00	0.00	0.00
86888NWA9	Surrey Funding Corp Commercial Paper 09/10/03 A1+ Due 9/10/2003 At Mat	20,000,000.00	100.000	19,995,285.	20,000,000.00	4,714.17	0.00
89346VWJ2	Transamerica Asset Commercial Paper 09/18/03 A1+ Due 9/18/2003 At Mat	35,000,000.00	100.000	34,983,344.66	35,000,000.00	16,655.34	0.00
TOTAL - Money Market Securities		91,974,000.00		91,945,695.19	91,967,040.66	21,345.47	
TOTAL - Texas CLASS		699,990,000.00		700,074,131.92	700,013,422.28	-60,709.64	



Texas CLASS

DAILY VALUATION REPORT  
08/29/2003  
QUOTED IN United States Dollar

RUN DATE: 09/02/03  
RUN TIME: 12:41:13  
PAGE: 1

Security ID	Description	Quantity	Price	Amort. Cost	Market Value	Unrealized G/L	% Price Chg
U.S. Government Bonds (LT)							
912828AG5	US Treasury Notes 2 1/4% Due 7/31/2004 JJ31	20,000,000.00	100.906	20,201,522.35	20,181,200.00	-20,322.35	(0.07)
TOTAL - U.S. Government Bonds (LT)		20,000,000.00		20,201,522.35	20,181,200.00	-20,322.35	
Bonds Tax Exempt (LT)							
13062PCU4	California State Rev Antic WtsSer A 2% Due 6/16/2004 Ann5/16	25,000,000.00	100.152	25,175,450.55	25,038,000.00	-137,450.55	0.03
TOTAL - Bonds Tax Exempt (LT)		25,000,000.00		25,175,450.55	25,038,000.00	-137,450.55	
Non U.S. Govt Bonds (LT)							
312924TX1	FHLMC Agency 3 1/4% Due 5/20/2004 MN20	2,115,000.00	101.370	2,147,088.85	2,143,975.50	-3,113.35	0.00)
31339XGP3	FHLB Agency dtd 06/02/03 1.27% Due 6/25/2004 JD2	10,000,000.00	100.000	10,000,000.00	10,000,000.00	0.00	0.00
3133M5QB9	Federal Home Loan Bank Agency 5 1/8% Due 9/15/2003 MS15	5,000,000.00	100.144	5,006,426.67	5,007,200.00	773.33	(0.03)
3133MJVZ0	FHLB Agency dtd 11/15/01 2 1/2% Due 11/14/2003 MN15	4,000,000.00	100.250	4,007,190.16	4,010,000.00	2,809.84	0.00
3133MLFC4	FHLB Agency dtd 2/12/02 3.27% Due 2/12/2004 FA12	7,000,000.00	101.000	7,059,656.35	7,070,000.00	10,343.65	0.00
3133MMR88	FHLB Govt Agency 3 3/4% Due 2/13/2004 FA15	6,000,000.00	101.156	6,065,000.35	6,860,000.00	4,359.65	0.03
3133MXKD0	Federal Home Loan Bank Syst FEDERAL HOME LOAN BANK 1.30000 1.3% Due 4/13/2004 MS18	10,000,000.00	100.000	10,000,000.00	10,000,000.00	0.00	0.00
3133X0JV2	FHLB Agency dtd 08/06/03 1.4% Due 9/1/2004 FA6	2,000,000.00	99.938	2,000,000.00	1,998,760.00	-1,240.00	(0.06)
3134A4CQ5	FHLMC Agency 6 3/8% Due 11/15/2003 MN15	3,500,000.00	101.125	3,535,315.17	3,539,375.00	4,059.83	0.00

Texas CLASS

DAILY VALUATION REPORT  
08/29/2003  
QUOTED IN: United States Dollar

RUN DATE: 09/02/03  
RUN TIME: 12:41:13  
PAGE: 2



Security ID	Description	Quantity	Price	Amort. Cost	Market Value	Unrealized G/L	% Price Chg
3136F36M3	FANNIE MAE Agency 1.3% Due 8/30/2004 FA6	4,000,000.00	99.844	4,000,000.00	3,993,760.00	-6,240.00	(0.03)
3136F3ME3	Fannie Mae FANNIE MAE 1.380000 20040507 1.38% Due 5/7/2004 AO16	10,000,000.00	100.000	10,000,000.00	10,000,000.00	0.00	0.00
3136F3YB6	FANNIE MAE Agency dtd 06/04/03 1.3% Due 6/30/2004 JD4	10,000,000.00	100.000	10,000,000.00	10,000,000.00	0.00	00 0.
TOTAL - Non U.S. Govt Bonds (LT)		73,615,000.00		73,820,677.55	73,832,430.50	11,752.95	
Bonds Taxable (ST)							
000088\$69	Greenwich Capital Greenwich Capital REPO 09/02/2 0.98% Due 9/2/2003 At Mat	5,564,000.00	100.000	5,564,000.00	5,564,000.00	0.00	0.00
06945MW36	Barton Capital Corp Barton Capital Corp CP 09/03/2 Due 9/3/2003 At Mat	30,000,000.00	99.996	29,999,124.72	29,998,800.00	-324.72	0.00
27003LWC3	Eaglefunding Capital Corp Eaglefunding Capital Corp CP 0 Due 9/12/2003 At Mat	20,018,000.00	100.000	20,012,048.26	20,018,000.00	5751	0.00
28100MW56	Edison Asset Securitization Edison Asset Securitization CP Due 9/5/2003 At Mat	6,872,000.00	99.990	6,871,381.43	6,871,312.80	-68.63	0.00
313384\$B6	FHLB DISC CORP Discount Notes Due 1/21/2004 At Mat	10,000,000.00	99.625	9,959,217.77	9,962,500.00	3,282.23	0.00
313384LH0	FHLB DISC CORP Discount Notes Due 9/5/2003 At Mat	40,000,000.00	100.000	39,996,564.60	40,000,000.00	3,435.40	0.00
313396\$A8	FREDDIE DISCOUNT Discount Notes Due 9/22/2003 At Mat	3,375,000.00	100.000	3,372,626.77	3,375,000.00	2,373.23	0.13
313396\$B4	FREDDIE DISCOUNT Discount Notes Due 5/20/2004 At Mat	3,790,000.00	99.125	3,761,931.91	3,756,837.50	-5,094.41	0.00
313396\$B4	FREDDIEDISCOUNT Discount Notes Due 5/20/2004 At Mat	5,000,000.00	99.125	4,962,625.91	4,956,250.00	-6,375.91	0.00
313396\$B4	FREDDIE DISCOUNT Discount Notes Due 5/20/2004 At Mat	5,000,000.00	99.125	4,955,757.4	4,956,250.00	495.83	0.00

52

78 pg.

VOL.

Texas CLASS

DAILY VALUATION REPORT  
08/29/2003  
QUOTED IN: United States Dollar

RUN DATE: 09/02/03  
RUN TIME: 12:41:13  
PAGE: 3

Security ID	Description	Quantity	Price	Amort. Cost	Market Value	Unrealized G/L	% Price Chg
313396LV3	FREDDIE DISCOUNT Discount Notes 09/17/03 Due 9/17/2003 At Mat	6,886,000.00	100.000	6,882,984.56	6,886,000.00	3,015.44	0.00
313396LX9	Freddie Mac Discount Notes FREDDIE MAC 0% 09/19/2003 Due 9/19/2003 At Mat	40,000,000.00	100.000	39,980,539.99	40,000,000.00	19,460.01	0.00
313396MB6	Freddie Mac Discount Notes FREDDIE MAC 0% 09/23/2003 Due 9/23/2003 At Mat	10,000,000.00	100.000	9,993,932.11	10,000,000.00	6,067.89	0.00
313396MS9	FREDDIE DISCOUNT Discount Notes Due 10/8/2003 At Mat	25,000,000.00	99.875	24,973,482.82	24,968,750.00	-4,732.82	0.00
313396MT7	FREDDIE DISCOUNT Discount Notes Due 10/9/2003 At Mat	4,000,000.00	99.875	3,994,368.77	3,995,000.00	631.23	0.00
313396NF6	FREDDIE DISCOUNT Discount Note 10/21/03 Due 10/21/2003 At Mat	10,000,000.00	99.875	9,985,638.17	9,987,500.00	611.83	0.00
313396NH2	FREDDIE DISCOUNT Discount Notes Due 10/23/2003 At Mat	10,000,000.00	99.875	9,984,834.90	9,987,500.00	2,665.10	0.00
313396PE7	FREDDIE DISCOUNT Due 11/13/2003 At Mat	15,000,000.00	99.750	14,968,189.70	14,962,500.00	-5,689.70	0.00
313396RV7	Freddie Mac Discount Notes Freddie Mac Discount Notes DN Due 1/15/2004 At Mat	5,000,000.00	99.625	4,979,369.96	4,981,250.00	1,880.04	0.00
313396TP8	FREDDIE DISCOUNT  Discount Notes Due 2/26/2004 At Mat	2,430,000.00	99.500	2,419,121.87	2,417,850.00	-1,271.87	0.00
313588LN3	FNMA DISCOUNT Discount Notes Due 9/10/2003 At Mat	13,565,000.00	100.000	13,561,893.17	3,585,000.00	3,106.83	0.00
313588LN3	FNMA DISCOUNT Discount Notes Due 9/10/2003 At Mat	30,000,000.00	100.000	29,993,197.30	30,000,000.00	6,802.70	0.00
313588QK4	FNMA DISCOUNT FannieMae/Disc Notes Due 12/12/2003 At Mat	11,931,000.00	99.750	11,886,439.74	11,901,172.50	14,732.76	0.00
313588SR7	FNMA DISCOUNT Due 2/4/2004 At Mat	3,000,000.00	99.500	2,985,527.03	2,985,000.00	-527.03	0.00
49833MWG2	Kitty Hawk Funding Corp Kitty Hawk Funding Corp CP 09/ Due 9/16/2003 At Mat	32,000,000.00	100.000	31,986,806.17	32,000,000.00	13,193.83	0.00
7561VSWJ3	Receivables Capital Corp CP 09/18/03 A1+ Due 9/18/2003 At Mat	30,000,000.00	99.953	29,985,863.75	29,985,900.00	36.25	0.00

95

53

78 pg.

VOL.

DAILY VALUATION REPORT  
08/29/2003  
QUOTED IN: United States Dollar

RUN DATE: 09/02/0  
RUN TIME: 12:41:13  
PAGE: 4

AP

Security ID	Description	Quantity	Price	Amort. Cost	Market Value	Unrealized G/L	% Price Chg
82124MWV8	SheffieldReceivables Co Sheffield Receivables Co CP 09 Due 9/29/2003 At Mat	28,000,000.00	99.917	27,977,317.28	27,976,760.00	-557.28	0.00
86888NWS0	Surrey Funding Corp CP 09/26/03 A1+ Due 9/26/2003 At Mat	10,000,000.00	99.926	9,992,798.70	9,992,600.00	-198.70	0.00
87088MWQ2	Swiss RE Financial Products CP 09/24/03 A1+ Due 9/24/2003 At Mat	30,000,000.00	99.936	29,980,746.63	29,980,800.00	53.37	0.00
88562UWN4	Three Pillars Funding Corp. CP A1/P1 Due 9/22/2003 At Mat	10,000,000.00	99.939	9,994,108.85	9,993,900.00	-208.85	0.00
90262DW27	UBS Finance Inc/Delaware UBS Finance Inc/Delaware CP 09 Due 9/2/2003 At Mat	4,942,000.00	100.000	4,942,000.00	4,942,000.00	0.00	0.00
90262DW43	UBS Finance Inc/Delaware UBS Finance Inc/Delaware CP 09 Due 9/4/2003 At Mat	28,028,000.00	99.994	28,026,349.27	28,026,328.	-30.95	0.00
TOTAL - Bonds Taxable (ST)		489,401,000.00		488,930,786.28	488,994,751.12	63,964.84	
Money Market Securities							
1247P3WG3	CAFCO Commercial Paper 09/16/03 A1+ Due 9/16/2003 At Mat	16,974,000.00	99.959	16,967,064.70	16,967,040.66	-24.04	0.00
3814A5AZ1	GoldmanSachs CP FLT Adj % Due 9/16/2003 Sched	20,000,000.00	100.000	20,000,000.00	20,000,000.00	0.00	0.00
86888NWA9	Surrey Funding Corp Commercial Paper 09/10/03 A1+ Due 9/10/2003 At Mat	20,000,000.00	100.000	19,995,285.	20,000,000.00	4,714.17	0.00
89346VWJ2	Transamerica Asset Commercial Paper 09/18/03 A1+ Due 9/18/2003 At Mat	35,000,000.00	100.000	34,983,344.66	35,000,000.00	16,655.34	0.00
TOTAL - Money Market Securities		91,974,000.00		91,945,695.19	91,967,040.66	21,345.47	
TOTAL - Texas CLASS		699,990,000.00		700,074,131.92	700,013,422.28	-60,709.64	



## *Texas CLASS Daily Rates August 2003*

For more information, call MBIA Client Services at (800)395-5505  
Fax: (800)765-7600



<i>Date</i>	<i>Daily Rates</i>	<i>Annual Yield</i>
08/01/03	0.98%	0.99%
08/02/03	0.98%	0.99%
08/03/03	0.98%	0.99%
08/04/03	0.93%	0.94%
08/05/03	0.89%	0.90%
08/06/03	0.87%	0.87%
08/07/03	0.87%	0.87%
08/08/03	0.87%	0.87%
08/09/03	0.87%	0.87%
08/10/03	0.87%	0.87%
08/11/03	0.89%	0.90%
08/12/03	0.89%	0.89%
08/13/03	0.89%	0.89%
08/14/03	0.90%	0.90%
08/15/03	0.92%	0.92%
08/16/03	0.92%	0.92%
08/17/03	0.92%	0.92%
08/18/03	0.90%	0.90%
08/19/03	0.89%	0.89%
08/20/03	0.88%	0.88%
08/21/03	0.88%	0.89%
08/22/03	0.87%	0.87%
08/23/03	0.87%	0.87%
08/24/03	0.87%	0.87%
08/25/03	0.97%	0.97%
08/26/03	0.90%	0.90%
08/27/03	0.90%	0.90%
08/28/03	0.90%	0.90%
08/29/03	0.90%	0.91%
08/30/03	0.90%	0.91%
08/31/03	0.90%	0.91%
Average	0.90%	0.91%

Rates can vary over time. Past performance is no guarantee of future results.

## *Tom Green County Indebtedness*

- 1) Debt Balances Per TGC
- 2) Debt Balances Per Rausher

42

Indebtedness

43

VOL. 78 PG. 57

		August-03			
TOM GREEN COUNTY INDEBTEDNESS		Principal Payments Due Every February		Paid In January P&I	
Fund Name	Fund Title	ORIGINAL	Previous O/S Balance	Next Payment Due 08/01/03	Current O/S Balance
FUND 24	TGC '93 CERTIFICATE OBLIGATION	(1,500,000.00)	(75,000.00)	75,000.00	0.00 Paid Off
FUND 54	TGC '95 CERT. OBLIG CONSTRUCTION	(8,000,000.00)	(275,000.00)	275,000.00	0.00 Paid Off
** NOTE THESE ISSUES MATURES ON 02/01/03 **					0.00
FUND 39	TGC '94 CONSTRUCTION	(2,600,000.00)	(365,000.00)	115,000.00	(250,000.00)
FUND 101	TGC TAX ANTICIPATION NOTES	(475,000.00)	(255,000.00)	80,000.00	(175,000.00)
** NOTE THESE ISSUES MATURES ON 02/01/05 **					(425,000.00)
FUND 99	TGC '98 GNOB	(18,885,000.00)	(18,765,000.00)	1,095,000.00	(17,670,000.00)
** NOTE THIS ISSUE MATURES ON 02/01/14 **					(17,670,000.00)
TOTAL		(31,460,000.00)	(19,735,000.00)	1,640,000.00	(18,095,000.00)

Tom Green County  
Outstanding General Obligation Debt

Annual Total Debt Service Schedule (8 issues)

	<u>FYE</u>	<u>Principal</u>	<u>Interest</u>	<u>Debt Service</u>	
	1999	\$1,145,000.00	\$1,028,576.05 *	\$2,173,576.05	
	2000	1,255,000.00	1,040,598.75	2,295,598.75	
	2001	1,325,000.00	977,277.50	2,302,277.50	
8 Issues	2002	1,515,000.00	907,703.75	2,422,703.75	Prep 3 Issues Final
5 Issues	2003	1,640,000.00	835,526.25	2,475,526.25	Prep 2 Issues Final
3 Issues	2004	1,700,000.00	764,728.75	2,464,728.75	
3 Issues	2005	1,785,000.00	691,578.75	2,476,578.75	Prep 2 Issues Final
1 Issue	2006	1,760,000.00	616,500.00	2,376,500.00	
	2007	1,845,000.00	539,432.50	2,384,432.50	
	2008	1,925,000.00	457,415.00	2,382,415.00	
	2009	2,005,000.00	370,955.00	2,375,955.00	
	2010	2,090,000.00	279,820.00	2,369,820.00	
	2011	2,190,000.00	182,425.00	2,372,425.00	
	2012	2,265,000.00	78,827.50	2,343,827.50	
	2013	320,000.00	17,840.00	337,840.00	
	2014	210,000.00	5,040.00	215,040.00	Prep 1 Issue Final
	Total	<u>\$24,975,000.00</u>	<u>\$8,794,244.80</u>	<u>\$33,769,244.80</u>	

\* Includes accrued interest of \$65,954.19.



Tom Green County  
Outstanding General Obligation Debt  
Certificates of Obligation, Series 1994

<u>Date</u>	<u>Principal</u>	<u>Coupon</u>	<u>Interest</u>	<u>Debt Service</u>	<u>FYE 9/30</u>
					<u>Debt Service</u>
2/1/99	\$100,000.00	4.200%	\$18,685.00	\$118,685.00	
8/1/99			16,585.00	16,585.00	\$135,270.00
2/1/00	100,000.00	4.400%	16,585.00 ✓	116,585.00 ✓	
8/1/00			14,385.00	14,385.00	130,970.00
2/1/01	105,000.00	4.700%	14,385.00	119,385.00 ✓	
8/1/01			11,917.50	11,917.50	131,302.50
2/1/02	110,000.00	4.850%	11,917.50	121,917.50	
8/1/02			9,250.00	9,250.00	131,167.50
2/1/03	115,000.00	5.000%	9,250.00	124,250.00	
8/1/03			6,375.00	6,375.00	130,625.00
2/1/04	120,000.00	5.100%	6,375.00	126,375.00	
8/1/04			3,315.00	3,315.00	129,690.00
2/1/05	<u>130,000.00</u>	5.100%	<u>3,315.00</u>	<u>133,315.00</u>	<u>133,315.00</u>
Total	<u>\$780,000.00</u>		<u>\$142,340.00</u>	<u>\$922,340.00</u>	<u>\$922,340.00</u>

41213? 9-17-05

39

C39-339-444 Frank  
610 P  
650 I  
675 SUC

Final Pay Feb 2005

Tom Green County

Tom Green County  
Outstanding General Obligation Debt  
GO Refunding Bonds, Series 1998

Date	Principal	Coupon	Interest	Debt Service	FYE 9/30
					Debt Service
2/1/99			\$345,309.38 *	\$345,309.38	
8/1/99			414,371.25	414,371.25	\$759,680.63
2/1/00			414,371.25	414,371.25 ✓	
8/1/00			414,371.25	414,371.25	828,742.50
2/1/01			414,371.25	414,371.25 ✓	
8/1/01			414,371.25	414,371.25	828,742.50
2/1/02	\$120,000.00	4.000%	414,371.25	534,371.25 ✓	
8/1/02			411,971.25	411,971.25	946,342.50
2/1/03	1,095,000.00	4.000%	411,971.25	1,506,971.25	
8/1/03			390,071.25	390,071.25	1,897,042.50
2/1/04	1,495,000.00	4.100%	390,071.25	1,885,071.25	
8/1/04			359,423.75	359,423.75	2,244,495.00
2/1/05	1,565,000.00	4.150%	359,423.75	1,924,423.75	
8/1/05			326,950.00	326,950.00	2,251,373.75
2/1/06	1,760,000.00	4.250%	326,950.00	2,086,950.00	
8/1/06			289,550.00	289,550.00	2,376,500.00
2/1/07	1,845,000.00	4.300%	289,550.00	2,134,550.00	
8/1/07			249,382.50	249,382.50	2,384,432.50
2/1/08	1,925,000.00	4.400%	249,382.50	2,174,882.50	
8/1/08			207,532.50	207,532.50	2,382,415.00
2/1/09	2,005,000.00	4.400%	207,532.50	2,212,532.50	
8/1/09			163,422.50	163,422.50	2,375,955.00
2/1/10	2,090,000.00	4.500%	163,422.50	2,253,422.50	
8/1/10			116,397.50	116,397.50	2,369,820.00
2/1/11	2,190,000.00	4.600%	116,397.50	2,306,397.50	
8/1/11			66,027.50	66,027.50	2,372,425.00
2/1/12	2,265,000.00	4.700%	66,027.50	2,331,027.50	
8/1/12			12,800.00	12,800.00	2,343,827.50
2/1/13	320,000.00	4.850%	12,800.00	332,800.00	
8/1/13			5,040.00	5,040.00	337,840.00
2/1/14	210,000.00	4.800%	5,040.00	215,040.00	215,040.00
Total	\$18,885,000.00		\$8,029,674.38	\$26,914,674.38	\$26,914,674.38

\* Includes accrued interest of \$64,457.75.

Final Pay  
Feb 2014

CRS 432057  
C99-307 444  
610  
650  
675  
F  
I  
Juc 46

**Tom Green County  
Outstanding General Obligation Debt**

**Tax Notes, Series 1998**

<u>Date</u>	<u>Principal</u>	<u>Coupon</u>	<u>Interest</u>	<u>Debt Service</u>	<u>FYE 9/30</u>
					<u>Debt Service</u>
2/1/99			\$8,016.67 *	\$8,016.67	
8/1/99			9,620.00	9,620.00	\$17,636.67
2/1/00	570,000.00	3.900%	9,620.00 ✓	79,620.00 ✓	
8/1/00			8,255.00	8,255.00	87,875.00
2/1/01	75,000.00	3.950%	8,255.00	83,255.00 ✓	
8/1/01			6,773.75	6,773.75	90,028.75
2/1/02	75,000.00	4.000%	6,773.75	81,773.75	
8/1/02			5,273.75	5,273.75	87,047.50
2/1/03	80,000.00	4.050%	5,273.75	85,273.75	
8/1/03			3,653.75	3,653.75	88,927.50
2/1/04	85,000.00	4.150%	3,653.75	88,653.75	
8/1/04			1,890.00	1,890.00	90,543.75
2/1/05	90,000.00	4.200%	1,890.00	91,390.00	91,390.00
Total	\$475,000.00		\$78,949.17	\$553,949.17	\$553,949.17

\* Includes accrued interest of \$1,496.44.

ASTANIS

101 422258

101-246-444 Bank

610

P

650

I

675

Sic

Final Pay  
Feb 2005

## *Tom Green County Interest*

- 1) Interest Earned Monthly
- 2) Interest Earned FY 2003
- 3) Interest Rates

48

As of 9/25/03 ALL Accounts	Budgeted	Received	Remaining (extra)
Depository Interest [-3701	\$99,185.00	\$176,801.48	(\$77,616.48)
Security Interest [-3704	\$47,500.00	\$47,500.00	\$0.00
MBIA [-3705	\$53,245.00	\$35,508.97	\$17,736.03
Funds Management [-3706	\$21,865.00	\$36,481.53	(\$14,616.53)
	<u>\$221,795.00</u>	<u>\$296,291.98</u>	<u>(\$74,496.98)</u>
			(\$74,496.98)

Interest Amounted Collected to Date Over Anticipated Budget Amount  
\$74,496.98

Bank Services Charges [-0444 ALL ACCOUNTS	Budgeted	Paid	Remaining
	\$42,000.00	\$126,005.16	(\$84,005.16)

	<u>Previous Month</u>	<u>Current Month</u>
Geno Checking Interest Annual Yield	3.820%	3.820%
MBIA Annual Yield	0.910%	0.910%
Funds Management Compound Effective Yield	0.870%	0.854%

FY02 Totals			
Budget	Total Received	Extra Received	
\$309,065.00	\$310,423.07	\$1,358.07	

49

## -- Budget Inquiry - 2002-2003 Fiscal Year --

Revenue Account ID Mask(s): [-3701; [-3704; [-3705; [-3706

##.	Acct ID.....	Current Budget	YTD Revenue...	Revenue Receivable
1	001-370-3701	30,000.00	81,788.71	-51,788.71
2	001-370-3704	47,500.00	<del>17,812.50</del> 47,500.00	29,687.50
3	001-370-3705	32,000.00	23,709.67	8,290.33
4	001-370-3706	10,000.00	29,632.38	-19,632.38
5	005-370-3701	4,000.00	4,601.74	-601.74
6	005-370-3705	7,500.00	2,244.39	5,255.61
7	006-370-3701	4,000.00	5,562.54	-1,562.54
8	006-370-3705	7,500.00	5,430.79	2,069.21
9	007-370-3701	0.00	0.00	0.00
10	008-370-3701	0.00	0.00	0.00
11	009-370-3701	125.00	86.36	38.64
12	010-370-3701	100.00	138.06	-38.06
13	010-370-3705	400.00	90.27	309.73

** 1 of 13 **	221,795.00	<del>266,604.48</del> 296,291.98	<del>44,809.48</del> 74,496.53
---------------	------------	-------------------------------------	-----------------------------------

Enter 'N' for Next Screen, 'P' for Previous Screen, "Account Index" for  
Detailed Budget Inquiry, or 'X' to Exit: \_\_\_\_\_

20

## -- Budget Inquiry - 2002-2003 Fiscal Year --

Revenue Account ID Mask(s): [-3701

##.	Acct ID.....	Current Budget	YTD Revenue...	Revenue Receivable
1	001-370-3701	30,000.00	81,788.71	-51,788.71
2	005-370-3701	4,000.00	4,601.74	-601.74
3	006-370-3701	4,000.00	5,562.54	-1,562.54
4	007-370-3701	0.00	0.00	0.00
5	008-370-3701	0.00	0.00	0.00
6	009-370-3701	125.00	86.36	38.64
7	010-370-3701	100.00	138.06	-38.06
8	012-370-3701	400.00	599.21	-199.21
9	014-370-3701	250.00	764.50	-514.50
10	015-370-3701	600.00	47.80	552.20
11	017-370-3701	100.00	92.51	7.49
12	018-370-3701	200.00	370.06	-170.06
13	019-370-3701	80.00	297.82	-217.82

** 1 of 10 **	99,185.00	176,801.48	-77,616.48
---------------	-----------	------------	------------

Enter 'N' for Next Screen, 'P' for Previous Screen, "Account Index" for  
Detailed Budget Inquiry, or 'X' to Exit: \_\_\_\_

51

-- Budget Inquiry - 2002-2003 Fiscal Year --

Revenue Account ID Mask(s): [-3704

##.	Acct ID.....	Current Budget	YTD Revenue...	Revenue Receivable
1	001-370-3704	47,500.00	<del>17,812.50</del>	<del>29,687.50</del>
** 1 of 1 **		47,500.00	17,812.50	29,687.50
			47,500 <sup>a</sup>	Ø

Enter "Account Index" for Detailed Budget Inquiry or 'X' to Exit: \_\_\_\_\_

52



-- Budget Inquiry - 2002-2003 Fiscal Year --

Revenue Account ID Mask(s): [-3705

##.	Acct ID.....	Current Budget	YTD Revenue...	Revenue Receivable
1	001-370-3705	32,000.00	23,709.67	8,290.33
2	005-370-3705	7,500.00	2,244.39	5,255.61
3	006-370-3705	7,500.00	5,430.79	2,069.21
4	010-370-3705	400.00	90.27	309.73
5	012-370-3705	0.00	286.62	-286.62
6	014-370-3705	10.00	15.74	-5.74
7	015-370-3705	175.00	589.43	-414.43
8	017-370-3705	250.00	148.04	101.96
9	018-370-3705	3,700.00	1,546.20	2,153.80
10	019-370-3705	175.00	204.19	-29.19
11	020-370-3705	575.00	406.13	168.87
12	022-370-3705	10.00	4.60	5.40
13	025-370-3705	150.00	102.46	47.54
		53,245.00	35,508.97	17,736.03

Enter 'N' for Next Screen, 'P' for Previous Screen, "Account Index" for Detailed Budget Inquiry, or 'X' to Exit: \_\_\_\_\_

-- Budget Inquiry - 2002-2003 Fiscal Year --

Revenue Account ID Mask(s): [-3706

##.	Acct ID.....	Current Budget	YTD Revenue...	Revenue Receivable
1	001-370-3706	10,000.00	29,632.38	-19,632.38
2	010-370-3706	900.00	556.75	343.25
3	014-370-3706	9,000.00	4,300.41	4,699.59
4	022-370-3706	1,200.00	706.83	493.17
5	023-370-3706	0.00	0.00	0.00
6	024-370-3706	50.00	26.22	23.78
7	028-370-3706	0.00	0.00	0.00
8	039-370-3706	100.00	153.41	-53.41
9	044-370-3706	0.00	0.00	0.00
10	053-370-3706	0.00	0.00	0.00
11	054-370-3706	75.00	38.62	36.38
12	099-370-3706	500.00	1,049.58	-549.58
13	101-370-3706	40.00	17.33	22.67
** 1 of 1 **		21,865.00	36,481.53	-14,616.53

Enter 'P' for Previous Screen, "Account Index" for Detailed Budget Inquiry, or 'X' to Exit: \_\_\_\_\_

54

*Tom Green County  
Security Report*

- 1) Security Report
- 2) Market Values (Various)

55

SXT

N208 Govt SXT

Enter <1><GO> to send screen via <MESSAGE> System.

9/ 2/2003 07:15

TRADE TICKET

AS OF: 02/11/03

ISIN US9128275A61

9128275A6

DATED 2/15/99

TRADER DANIEL CIVILIS

At DREHER INVESTMENT SERVICES, INC.

SELL 1000 M OF T 4 02/15/04

MIN PIECE 1000

\* US TREASURY N/B \*

PRICE 101-21 YIELD 1.101505 to Worst 7/15/01 100

(101.6562500)

SETTLEMENT ON 07/31/03 WEEKEND

NOTES:

VIEW AMOUNTS IN 1000 @ 1.000000000 (US /US ) INVERT? Highlights off? N

TRADE NUMBERS

PRINCIPAL	\$	1,016,562.50
ACCRUED ( 16 DAYS )		2,065.22
TOTAL	\$	1,018,627.72

Australia 61 2 9777 8800 Brazil 5511 3048 4900 Europe 44 20 7830 7500 Germany 49 69 920418  
Hong Kong 852 2977 6000 Japan 81 3 3201 8900 Singapore 65 6212 1000 U.S. 1 212 318 2000 Copyright 2003 Bloomberg L.P.  
6931-921-1 02-Sep-03 7:17:33

56

FY 2003 Investment Report

Vocabulary

Accretion	The process to increase book value to equal original face value. (Discount)
Accrued Interest	Interest Due County but not paid until next coupon date.
Decretion	The process to decrease book value to equal original face value. (Premium)
Unrealized Gain/(Loss)	The value of the security held <u>IF</u> it was sold on a particular date.
Book Value	What your books show the value of the security is.
Market Value	What the liquidation value is.

General Information on Security

Broker- Prudential \*\* Purchased 04/27/99 US Treasury with General Fund Money \*\* Cusip # 9128275A6C \*\* Matures 02/15/04 \*\* Purchased Rate/Yield 5.164%  
At purchase we paid accrued interest \$9,316.30 and received of discount \$17,500.00

\$23,750.00 Interest Received This Month      -\$2,812.50 Change In Market Value This Month vs. Last Month  
\$0.00 Principal Received This Month      \$0.00 Change In Book Value This Month vs. Last Month

9128275A6C								Unrealized Life of Sec	Unrealized
								Incl all Interest	Market vs Book
								Gain/(Loss)	Gain/(Loss)
History	Original Price	Accretion(Decretion)	Book Value	Market Value	Received Interest	Accrued Interest			
FY 02 August 2002	\$991,816.30	\$0.00	\$993,362.07	\$1,041,562.50	\$167,795.77	\$2,065.22		\$218,061.42	\$48,200.43
FY 02 September 2002	\$991,816.30	\$3,620.69	\$996,982.76	\$1,043,750.00	\$167,795.77	\$5,937.50		\$220,500.51	\$46,767.24
FY 03 October 2002	\$991,816.30	\$0.00	\$996,982.76	\$1,042,343.75	\$167,795.77	\$9,938.86		\$223,095.62	\$45,360.99
FY 03 November 2002	\$991,816.30	\$0.00	\$996,982.76	\$1,037,500.00	\$167,795.77	\$13,811.14		\$222,124.15	\$40,517.24
FY 03 December 2002	\$991,816.30	\$0.00	\$996,982.76	\$1,039,218.75	\$167,795.77	\$17,812.50		\$227,844.26	\$42,235.99
FY 03 January 2003	\$991,816.30	\$0.00	\$996,982.76	\$1,035,625.00	\$167,795.77	\$21,813.86		\$228,251.87	\$38,642.24
FY 03 February 2003	\$991,816.30	\$0.00	\$996,982.76	\$1,033,750.00	\$191,545.77	\$1,705.80		\$230,018.81	\$36,767.24
FY 03 March 2003	\$991,816.30	\$0.00	\$996,982.76	\$1,031,406.25	\$191,545.77	\$5,773.48		\$231,742.74	\$34,423.49
FY 03 April 2003	\$991,816.30	\$0.00	\$996,982.76	\$1,028,438.00	\$191,545.77	\$9,709.94		\$232,710.95	\$31,455.24
FY 03 May 2003	\$991,816.30	\$0.00	\$996,982.76	\$1,025,312.50	\$191,545.77	\$13,777.62		\$233,653.13	\$28,329.74
FY 03 June 2003	\$991,816.30	\$0.00	\$996,982.76	\$1,023,437.50	\$191,545.77	\$17,714.09		\$235,714.60	\$26,454.74
FY 03 July 2003	\$991,816.30	\$0.00	\$996,982.76	\$1,019,375.00	\$191,545.77	\$21,781.77		\$235,719.78	\$22,392.24
FY 03 August 2003	\$991,816.30	\$0.00	\$996,982.76	\$1,016,562.50	\$215,295.77	\$2,065.22		\$236,940.73	\$19,579.74
FY 03 September 2003	\$0.00	\$0.00	\$996,982.76	\$0.00	\$0.00	\$0.00		(\$996,982.76)	(\$996,982.76)

The County's Maintains a passive Investment strategy.  
With interest rates as they are, with safety in mind, diversification is taking a higher priority than that of yield.