



Dianna Spieker
Tom Green County Treasurer

FY 2026 Monthly Report
April 2026

THE STATE OF TEXAS ()
COUNTY OF TOM GREEN ()
AFFIDAVIT ()

Pursuant to LGC 114.026, I, Dianna M Spieker, Tom Green County Treasurer, hereby submit the Treasurer's Monthly Report. This report includes, but is not limited to, money received and disbursed; debts due to (if known) and owed by the county; and all other proceedings in the treasurer's office that pertain to the County's financial standing.

The Treasurer's cash balances, and the Auditor's general ledger cash balance are in agreement. Bank statements have been reconciled, and any adjustments or irreconcilable differences have been duly noted. Any amounts identified as irreconcilable will remain in transit until such time as they are verified and reconciled within the individual bank statements.


Pursuant to GC 2256.023, internal investment reports are submitted quarterly.

As a matter of internal accounting procedure, interest earnings posted by financial institutions on the last business day of the month are not included in the combined statement of receipts and disbursements until the following month. Credit card and e-filing revenues are deposited into clearing accounts and reconciled monthly; any funds not previously recorded are credited the following month. These amounts are disclosed within this report.

The total amount of deposits in custody as of the date of this report equals the balances reflected on the combined statement of receipts and disbursements listed on page 2.

Therefore, Dianna Spieker, County Treasurer of Tom Green County, Texas, who is fully sworn, upon oath, states that the attached report is true and correct to the best of her knowledge at the time of presentation to the court.

Filed with accompanying vouchers this, the 19th Day of May 2026.



Dianna Spieker, Treasurer, Tom Green County / Date



Jennifer Englert, Chief Deputy, Tom Green County / Date

Commissioners Court, having reviewed the Treasurer's Report on this date, as presented, having taken reasonable steps to ensure its accuracy, and based upon presentations of the Treasurer's Office, approves the report, subject to the county auditor's review and request that it be filed with the official minutes of this meeting. {LGC 114.026(c)}

In addition, the signatures below affirm that the Treasurer's Report complies with the statutes as referenced. {LGC 114.026(d)}


The affidavit must state the amount of the cash and other assets in the county treasurer's custody at the time of the examination. {LGC 114.026(d)} **\$ 111,408,333.80** Month Ending Balance


County Judge Lane Carter


Commissioner Ralph Hoelscher - Pct. #1


Commissioner Chad Decker - Pct. #2


Commissioner Rick Bacon - Pct. #3


Commissioner Shawn Nanny - Pct. #4

Treasurer's Monthly Report
Prepared by Dianna Spieker, Tom Green County Treasurer

Section 1 – Fund Balances

Summary of Funds	Page <u>1</u>
Trial Balance for Cash Per Fund	Page <u>4</u>
Trial Balance for Investments Per Fund	Page <u>20</u>

Section 2 - Cash Flow

Interest Rates	Page <u>21</u>
Interest Earnings Posted in Munis	Page <u>22</u>
Bank Service Charge	Page <u>23</u>
Credit Card and Efile Accounts	Page <u>24</u>

Section 3 - Debt

Bond Indebtedness	Page <u>25</u>
-------------------	----------------

Section 4 - Collateral

First Financial Bank Collateral	Page <u>30</u>
---------------------------------	----------------

Funds the Bank has pledged on behalf of Tom Green County, per the Bank Depository Bid.

Summary of Funds

Short Codes for Bank Accounts

OPER – Operating Bank Account
Bond – Debt Bank Account
CAFÉ – Cafeteria 125 IRS Trust
LPPF – Local Provider Participation Fund
ZP CAFÉ – Zesch Pickett Cafeteria
FORT – Forfeiture
JUV – Juvenile State Funds
CSCD – Adult State Funds
PAYL – Payroll
GRANT – Grant Funds
WIRE – Wire Clearing Account

Trial Balance

Cash	11010
Securities	11512
Certificates of Deposits	11513
Discount on Securities	11514
Texas Class	11515
Texpool	11517
Texpool Prime	11518

Detailed by Type Monies Held by Treasurer Spieker

April-26

<u>Bank</u>						<u>LGIP</u>			
<u>Account</u>	<u>#</u>	<u>FUND</u>	<u>TOTAL</u>	<u>First Financial</u>	<u>LGIP Texas Class</u>	<u>Texpool/PRIME</u>	<u>CD's</u>	<u>TEXSTAR</u>	<u>LOGIC</u>
OPER	001	GENERAL FUND	87,169,243.46	2,180,604.45	54,466,705.24	4,507,100.34	15,504,000.00		10,510,833.43
OPER	005	R&B #1&3	647,202.15	647,202.15					
OPER	006	R&B #2&4	902,217.13	902,217.13					
CAFÉ	009	CAFÉ' TRUST	64,960.35	64,960.35					
OPER	010	CO. LAW LIBR.	156,992.73	156,992.73					
ZP	011	ZP-CAFÉ	5,000.00	5,000.00					
OPER	012	JUSTICE COURT TECH	61,800.72	61,800.72					
OPER	013	DC TECH	67,469.16	67,469.16					
OPER	014	LANG ACCESS	52,171.36	52,171.36					
OPER	015	LIBR DONATIONS	610,215.35	610,215.35					
OPER	016	COUNTY RECORDS MGT FUND	10,662.50	10,662.50					
OPER	018	CRTHSE SEC	106,679.25	106,679.25					
OPER	019	COUNTY RECORDS MGT	166,431.32	166,431.32					
OPER	021	CRISIS INTERV DONATION	16,779.43	16,779.43					
OPER	022	LIBRARY BATES	89,998.06	89,998.06					
OPER	023	DIST/COUNTY TECH	32,778.92	32,778.92					
OPER	024	SPEC COURT	73,681.21	73,681.21					
OPER	025	COURT FAC FEE FUND	168,677.47	168,677.47					
OPER	026	SPEC REV TRIALS	1,000,000.00	1,000,000.00					
GRANT	027	TCDP	5.00	5.00					
OPER	028	YOUTH DIVERSION ACCT	209,912.09	209,912.09					
OPER	029	CLERK OF THE COURT	114,657.08	114,657.08					
OPER	030	CC PRESERV	497,692.18	497,692.18					
OPER	031	GUARDIANSHIP	20,130.84	20,130.84					
OPER	032	CC ARCHIVE	256,873.89	256,873.89					
OPER	035	CHILD ABUSE PREVENTION	957.13	957.13					
OPER	036	THIRD CRT OF APPEALS	1,028.99	1,028.99					
OPER	037	JUSTICE COURT SECURITY	235,978.53	235,978.53					
OPER	038	WASTEWATER	500.00	500.00					
OPER	040	JUDICIAL ED & SUPPORT	9,732.85	9,732.85					
OPER	041	CA-Pretrial	239,776.07	239,776.07					
OPER	043	DA-Pretrial	132,585.57	132,585.57					
OPER	044	COURT REPORTER SERVICE	115,216.19	115,216.19					
OPER	045	CO ATTY FUND	4,058.50	4,058.50					
OPER	046	COUNTY JURY FUND	47,123.28	47,123.28					
OPER	047	JURY DONATE	280.00	280.00					
OPER	048	ELECT CONTRCT	249,748.74	249,748.74					
OPER	050	51ST D.A. FEE	1,851.81	1,851.81					
OPER	051	LATERAL RDS	105,284.42	105,284.42					
FORT	052	51ST D.A. FORTFEITURE	570,907.73	570,907.73					

Detailed by Type Monies Held by Treasurer Spieker

April-26

<u>Bank</u>									
<u>Account</u>	<u>#</u>	<u>FUND</u>	<u>TOTAL</u>	<u>First Financial</u>	<u>LGIP Texas Class</u>	<u>Texpool/PRIME</u>	<u>CD's</u>	<u>TEXSTAR</u>	<u>LOGIC</u>
OPER	053	51ST DA OUTER CNTY	7,605.71	7,605.71					
LPPF	054	LPPF	5,816,890.90	5,816,890.90					
OPER	055	119TH DA FEE	2,922.37	2,922.37					
OPER	056	STATE FEES-CIVIL	146,151.35	146,151.35					
FORT	058	119TH DA FORTFEITURE	26,608.02	26,608.02					
OPER	059	119TH DA OUTER CNTY	164,756.00	164,756.00					
CSCD	061	BIPP	901.20	901.20					
CSCD	062	AIC/CHAP PROGRAM	(26,585.63)	(26,585.63)					
CSCD	063	CONCHO BALLEY TAIP	70,099.05	70,099.05					
CSCD	064	CONCHO VALLEY DRUG CRT	10,167.00	10,167.00					
CSCD	065	CSCD	2,584,184.30	2,584,184.30					
CSCD	066	CRTC	673,138.11	673,138.11					
CSCD	069	SUB. ABUSE	3,535.06	3,535.06					
OPER	071	STATE T & MPL FEES	21,941.26	21,941.26					
OPER	072	STATE FEES-CRIMINAL	335,666.22	335,666.22					
OPER	073	JUV DELINQ PREVENT	699.74	699.74					
OPER	077	UNCLAIMED PROPERTY	20,400.27	20,400.27					
OPER	078	BAIL BOND BOARD	710,104.18	0.00	360,104.18		350,000.00		
OPER	079	7th ADMIN JUDICIAL REGION	0.00	0.00					
OPER	082	JUDICIAL EFFICIENCY	49,156.04	49,156.04					
OPER	085	JUSTICE COURT TECH	98,693.23	98,693.23					
BOND	089	COB I&S	798,962.09	798,962.09					
PAYL	095	PAYROLL	4,062.42	4,062.42					
OPER	097	LEOSE SHERIFF	55,097.27	55,097.27					
OPER	098	CRSFF	2,589.10	2,589.10					
OPER	100	LEOSE COUNTY ATTY	3,755.26	3,755.26					
OPER	102	LEOSE CONST 1	9,568.12	9,568.12					
OPER	103	LEOSE CONST 2	11,194.88	11,194.88					
OPER	104	LEOSE CONST 3	4,885.27	4,885.27					
OPER	105	LEOSE CONST 4	6,625.74	6,625.74					
CSCD	109	MHI SPEC NEEDS OFFENDER	19,130.97	19,130.97					
OPER	110	JUVENILE DEFERRED PROC	55,385.55	55,385.55					
OPER	111	EXCESS CONTR CJ	23,452.05	23,452.05					
OPER	112	JUV RESTITUTION	4,859.89	4,859.89					
OPER	114	CHILD SAFETY FEE	44,999.51	44,999.51					
CSCD	116	CRTC-FEMALE	993,426.54	993,426.54					
OPER	117	JUV UNCLAIMED REST	6,033.09	6,033.09					
OPER	124	OPIOD ABATE SETTLE	223,410.08	223,410.08					
PAYL	125	PAYL-BENEFITS	32,300.70	32,300.70					
CSCD	150	COMMUNITY REENRICH WORK	20,231.25	20,231.25					

Detailed by Type Monies Held by Treasurer Spieker

April-26

Bank									
Account	#	FUND	TOTAL	First Financial	LGIP Texas Class	Texpool/PRIME	CD's	TEXSTAR	LOGIC
CSCD	155	DOMESTIV VIOLENCE CASE	9,592.38	9,592.38					
CSCD	156	SEX OFFENDER COUNSELING	(19,363.96)	(19,363.96)					
CSCD	157	PRETRIAL DIVERSION	30,958.04	30,958.04					
FORT	401	SHERIFF FORT	167,683.18	167,683.18					
JUV	503	COMM CORR LOCAL	137,716.76	137,716.76					
JUV	504	IV-E PROGRAM REG	123,519.59	123,519.59					
JUV	508	TYC REGIONAL	13,423.28	13,423.28					
JUV	509	PY INT REGIONAL	30,348.27	30,348.27					
JUV	517	IV-E PROGRAM INTERST COKE	23,533.31	23,533.31					
JUV	541	TGC DIVERSION GRANT	1,778.00	1,778.00					
JUV	542	TJJD AWARD	44,395.88	44,395.88					
JUV	543	PREA	0.00	\$0.00					
JUV	565	STATE AID REG	29,319.31	29,319.31					
JUV	566	STATE SAL ADJ	7,085.93	7,085.93					
JUV	575	STATE AID TGC	297,237.88	297,237.88					
JUV	576	STATE SAL ADJ	176,824.62	176,824.62					
JUV	577	DSA DETENTION	278,840.18	278,840.18					
JUV	582	TYC	42,712.60	42,712.60					
JUV	583	IV-E Program	1,078,994.12	1,078,994.12					
JUV	595	GRANT M	12,005.46	12,005.46					
JUV	596	GRANT S	30,465.00	30,465.00					
JUV	597	IV-E PROG INT TGC	103,692.87	103,692.87					
JUV	599	PY INTEREST TGC	69,685.72	69,685.72					
OPER	600	REIMB MANDATED FUNDING	(9,306.87)	(9,306.87)					
OPER	613	DA GRANTS	(18,607.45)	(18,607.45)					
OPER	622	CV PUB DEF	(949,276.60)	(949,276.60)					
OPER	625	CA GRANTS	(6,201.51)	(6,201.51)					
OPER	631	SB 22	1,501,635.47	1,501,635.47					
OPER	654	SHERIFF GRANTS	(172,538.60)	(172,538.60)					
OPER	699	BLOCK GRANTS	1,117,165.32	1,117,165.32					
		TOTAL	\$111,407,583.80	\$ 25,708,840.61	\$54,826,809.42	\$4,507,100.34	\$15,854,000.00	\$10,510,833.43	

Sent to Aud 042826 Aud did not post JE until 050426

Verify Balance Versus GL Net
Zero

(750.00)	\$	111,408,333.80
11010	\$	25,709,590.61
115**	\$	85,698,743.19

ACCOUNT SUMMARY TRIAL BALANCE FOR FY26/APR TO APR

FUND 0001

ACCOUNT NAME	BEG. BALANCE	ORG	DEBITS	CREDITS	NET CHANGE	END BALANCE
0001 11010 CASH	2,554,303.90	0001	7,932,782.01	8,306,481.46	-373,699.45	2,180,604.45
TOTALS FOR FUND 0001						
GENERAL FUND	2,554,303.90		7,932,782.01	8,306,481.46	-373,699.45	2,180,604.45
0005 ROAD & BRIDGE PRECINCT 1 & 3						
0005 11010 CASH	644,324.91	0005	59,212.96	56,335.72	2,877.24	647,202.15
TOTALS FOR FUND 0005						
ROAD & BRIDGE PRECINCT 1 & 3	644,324.91		59,212.96	56,335.72	2,877.24	647,202.15
0006 ROAD & BRIDGE PRECINCT 2 & 4						
0006 11010 CASH	945,904.27	0006	51,237.85	94,924.99	-43,687.14	902,217.13
TOTALS FOR FUND 0006						
ROAD & BRIDGE PRECINCT 2 & 4	945,904.27		51,237.85	94,924.99	-43,687.14	902,217.13
0009 CAFETERIA PLAN TRUST						
0009 11010 CASH	64,460.17	0009	4,789.43	4,289.25	500.18	64,960.35
TOTALS FOR FUND 0009						
CAFETERIA PLAN TRUST	64,460.17		4,789.43	4,289.25	500.18	64,960.35
0010 COUNTY LAW LIBRARY						
0010 11010 CASH	155,430.78	0010	7,313.73	5,751.78	1,561.95	156,992.73
TOTALS FOR FUND 0010						
COUNTY LAW LIBRARY	155,430.78		7,313.73	5,751.78	1,561.95	156,992.73
0011 CAFETERIA/ZP						
0011 11010 CASH	5,000.00	0011	4,289.25	4,289.25	.00	5,000.00
TOTALS FOR FUND 0011						
CAFETERIA/ZP	5,000.00		4,289.25	4,289.25	.00	5,000.00
0012 JUSTICE COURT TECHNOLOGY						
0012 11010 CASH	58,589.53	0012	3,211.19	.00	3,211.19	61,800.72
TOTALS FOR FUND 0012						
JUSTICE COURT TECHNOLOGY	58,589.53		3,211.19	.00	3,211.19	61,800.72
0013 DISTRICT CLERK TECHNOLOGY FUND						
0013 11010 CASH	67,321.76	0013	147.40	.00	147.40	67,469.16

4

ACCOUNT SUMMARY TRIAL BALANCE FOR FY26/APR TO APR

FUND 0014

ACCOUNT ACCOUNT NAME	BEG. BALANCE	ORG	DEBITS	CREDITS	NET CHANGE	END BALANCE
TOTALS FOR FUND 0013						
DISTRICT CLERK TECHNOLOGY FUND	67,321.76		147.40	.00	147.40	67,469.16
0014 LANGUAGE ACCESS FUND						
0014 11010		0014				
CASH	50,474.77		1,696.59	.00	1,696.59	52,171.36
TOTALS FOR FUND 0014						
LANGUAGE ACCESS FUND	50,474.77		1,696.59	.00	1,696.59	52,171.36
0015 LIBRARY DONATIONS						
0015 11010		0015				
CASH	606,111.11		4,490.23	385.99	4,104.24	610,215.35
TOTALS FOR FUND 0015						
LIBRARY DONATIONS	606,111.11		4,490.23	385.99	4,104.24	610,215.35
0016 COUNTY RECORDS MGMT FUND						
0016 11010		0016				
CASH	10,628.62		33.88	.00	33.88	10,662.50
TOTALS FOR FUND 0016						
COUNTY RECORDS MGMT FUND	10,628.62		33.88	.00	33.88	10,662.50
0018 COURTHOUSE SECURITY						
0018 11010		0018				
CASH	102,143.52		4,970.53	434.80	4,535.73	106,679.25
TOTALS FOR FUND 0018						
COURTHOUSE SECURITY	102,143.52		4,970.53	434.80	4,535.73	106,679.25
0019 COUNTY RECORDS MANAGEMENT						
0019 11010		0019				
CASH	161,982.34		9,009.34	4,560.36	4,448.98	166,431.32
TOTALS FOR FUND 0019						
COUNTY RECORDS MANAGEMENT	161,982.34		9,009.34	4,560.36	4,448.98	166,431.32
0021 CRISIS INTERVENTION DONATIONS						
0021 11010		0021				
CASH	16,546.21		233.22	.00	233.22	16,779.43
TOTALS FOR FUND 0021						
CRISIS INTERVENTION DONATIONS	16,546.21		233.22	.00	233.22	16,779.43
0022 LIBRARY BATES FUND						
0022 11010		0022				
CASH	89,815.74		182.32	.00	182.32	89,998.06

5

ACCOUNT SUMMARY TRIAL BALANCE FOR FY26/APR TO APR

FUND 0023

ACCOUNT ACCOUNT NAME	BEG. BALANCE	ORG	DEBITS	CREDITS	NET CHANGE	END BALANCE
TOTALS FOR FUND 0022						
LIBRARY BATES FUND	89,815.74		182.32	.00	182.32	89,998.06
0023 DISTRICT/COUNTY CRT TECH FUND						
0023 11010		0023				
CASH	32,420.71		358.21	.00	358.21	32,778.92
TOTALS FOR FUND 0023						
DISTRICT/COUNTY CRT TECH FUND	32,420.71		358.21	.00	358.21	32,778.92
0024 SPECIALTY COURT						
0024 11010		0024				
CASH	73,775.61		1,525.51	1,619.91	-94.40	73,681.21
TOTALS FOR FUND 0024						
SPECIALTY COURT	73,775.61		1,525.51	1,619.91	-94.40	73,681.21
0025 COURT FACILITY FEE FUND						
0025 11010		0025				
CASH	164,698.49		3,978.98	.00	3,978.98	168,677.47
TOTALS FOR FUND 0025						
COURT FACILITY FEE FUND	164,698.49		3,978.98	.00	3,978.98	168,677.47
0026 SPECIAL VENUE TRIALS RESERVE						
0026 11010		0026				
CASH	1,000,000.00		2,033.41	2,033.41	.00	1,000,000.00
TOTALS FOR FUND 0026						
SPECIAL VENUE TRIALS RESERVE	1,000,000.00		2,033.41	2,033.41	.00	1,000,000.00
0027 TX COMMUNITY DEV BLOCK GRANT						
0027 11010		0027				
CASH	5.00		.00	.00	.00	5.00
TOTALS FOR FUND 0027						
TX COMMUNITY DEV BLOCK GRANT	5.00		.00	.00	.00	5.00
0028 YOUTH DIVERSION ACCOUNT						
0028 11010		0028				
CASH	206,145.47		4,185.04	418.42	3,766.62	209,912.09
TOTALS FOR FUND 0028						
YOUTH DIVERSION ACCOUNT	206,145.47		4,185.04	418.42	3,766.62	209,912.09
0029 CLERK OF THE COURT ACCOUNT						
0029 11010		0029				
CASH	109,405.90		13,322.74	8,071.56	5,251.18	114,657.08

6

ACCOUNT SUMMARY TRIAL BALANCE FOR FY26/APR TO APR

FUND 0030

ACCOUNT ACCOUNT NAME	BEG. BALANCE	ORG	DEBITS	CREDITS	NET CHANGE	END BALANCE
TOTALS FOR FUND 0029						
CLERK OF THE COURT ACCOUNT	109,405.90		13,322.74	8,071.56	5,251.18	114,657.08
0030 CNTY CLERK PRESERV & ARCHIVE						
0030 11010		0030				
CASH	519,245.98		22,278.82	43,832.62	-21,553.80	497,692.18
TOTALS FOR FUND 0030						
CNTY CLERK PRESERV & ARCHIVE	519,245.98		22,278.82	43,832.62	-21,553.80	497,692.18
0031 GUARDIANSHIP FUND						
0031 11010		0031				
CASH	19,053.89		1,076.95	.00	1,076.95	20,130.84
TOTALS FOR FUND 0031						
GUARDIANSHIP FUND	19,053.89		1,076.95	.00	1,076.95	20,130.84
0032 CNTY CLERK ARCHIVE						
0032 11010		0032				
CASH	249,869.26		18,769.35	11,764.72	7,004.63	256,873.89
TOTALS FOR FUND 0032						
CNTY CLERK ARCHIVE	249,869.26		18,769.35	11,764.72	7,004.63	256,873.89
0035 CHILD ABUSE PREVENTION						
0035 11010		0035				
CASH	1,946.93		10.20	1,000.00	-989.80	957.13
TOTALS FOR FUND 0035						
CHILD ABUSE PREVENTION	1,946.93		10.20	1,000.00	-989.80	957.13
0036 THIRD COURT OF APPEALS						
0036 11010		0036				
CASH	3,939.95		1,006.76	3,917.72	-2,910.96	1,028.99
TOTALS FOR FUND 0036						
THIRD COURT OF APPEALS	3,939.95		1,006.76	3,917.72	-2,910.96	1,028.99
0037 JUSTICE COURT SECURITY						
0037 11010		0037				
CASH	232,862.94		4,153.33	1,037.74	3,115.59	235,978.53
TOTALS FOR FUND 0037						
JUSTICE COURT SECURITY	232,862.94		4,153.33	1,037.74	3,115.59	235,978.53
0038 WASTEWATER TREATMENT						
0038 11010		0038				
CASH	970.00		261.78	731.78	-470.00	500.00

7

ACCOUNT SUMMARY TRIAL BALANCE FOR FY26/APR TO APR

FUND 0040

ACCOUNT NAME	BEG. BALANCE	ORG	DEBITS	CREDITS	NET CHANGE	END BALANCE
TOTALS FOR FUND 0038						
WASTEWATER TREATMENT	970.00		261.78	731.78	-470.00	500.00
0040 JUDICIAL EDUCATION & SUPPORT						
0040 11010		0040				
CASH	9,567.59		165.26	.00	165.26	9,732.85
TOTALS FOR FUND 0040						
JUDICIAL EDUCATION & SUPPORT	9,567.59		165.26	.00	165.26	9,732.85
0041 CA PRETRIAL DIVERSION FUND						
0041 11010		0041				
CASH	239,536.28		2,486.30	2,246.51	239.79	239,776.07
TOTALS FOR FUND 0041						
CA PRETRIAL DIVERSION FUND	239,536.28		2,486.30	2,246.51	239.79	239,776.07
0043 DA PRETRIAL DIVERSION FUND						
0043 11010		0043				
CASH	131,393.40		4,067.39	2,875.22	1,192.17	132,585.57
TOTALS FOR FUND 0043						
DA PRETRIAL DIVERSION FUND	131,393.40		4,067.39	2,875.22	1,192.17	132,585.57
0044 COURT REPORTER SERVICE						
0044 11010		0044				
CASH	110,242.47		4,973.72	.00	4,973.72	115,216.19
TOTALS FOR FUND 0044						
COURT REPORTER SERVICE	110,242.47		4,973.72	.00	4,973.72	115,216.19
0045 COUNTY ATTY FEE						
0045 11010		0045				
CASH	4,050.28		8.22	.00	8.22	4,058.50
TOTALS FOR FUND 0045						
COUNTY ATTY FEE	4,050.28		8.22	.00	8.22	4,058.50
0046 COUNTY JURY FUND						
0046 11010		0046				
CASH	45,133.82		1,989.46	.00	1,989.46	47,123.28
TOTALS FOR FUND 0046						
COUNTY JURY FUND	45,133.82		1,989.46	.00	1,989.46	47,123.28
0047 JUROR DONATIONS						
0047 11010		0047				
CASH	200.00		380.42	300.42	80.00	280.00

8

ACCOUNT SUMMARY TRIAL BALANCE FOR FY26/APR TO APR

FUND 0048

ACCOUNT ACCOUNT NAME	BEG. BALANCE	ORG	DEBITS	CREDITS	NET CHANGE	END BALANCE
TOTALS FOR FUND 0047						
JUROR DONATIONS	200.00		380.42	300.42	80.00	280.00
0048 ELECTION CONTRACT SERVICES						
0048 11010		0048				
CASH	275,157.41		559.63	25,968.30	-25,408.67	249,748.74
TOTALS FOR FUND 0048						
ELECTION CONTRACT SERVICES	275,157.41		559.63	25,968.30	-25,408.67	249,748.74
0050 51ST DISTRICT ATTY FEE						
0050 11010		0050				
CASH	1,848.06		3.75	.00	3.75	1,851.81
TOTALS FOR FUND 0050						
51ST DISTRICT ATTY FEE	1,848.06		3.75	.00	3.75	1,851.81
0051 LATERAL ROAD						
0051 11010		0051				
CASH	105,071.14		213.28	.00	213.28	105,284.42
TOTALS FOR FUND 0051						
LATERAL ROAD	105,071.14		213.28	.00	213.28	105,284.42
0052 51ST DISTRICT ATTY FORFEITURE						
0052 11010		0052				
CASH	573,000.25		1,200.60	3,293.12	-2,092.52	570,907.73
TOTALS FOR FUND 0052						
51ST DISTRICT ATTY FORFEITURE	573,000.25		1,200.60	3,293.12	-2,092.52	570,907.73
0053 51ST DA OUTERCOUNTY						
0053 11010		0053				
CASH	4,276.09		5,010.14	1,680.52	3,329.62	7,605.71
TOTALS FOR FUND 0053						
51ST DA OUTERCOUNTY	4,276.09		5,010.14	1,680.52	3,329.62	7,605.71
0054 LOCAL PROVIDER PARTICIPATION						
0054 11010		0054				
CASH	6,450,589.22		91,894.36	725,592.68	-633,698.32	5,816,890.90
TOTALS FOR FUND 0054						
LOCAL PROVIDER PARTICIPATION	6,450,589.22		91,894.36	725,592.68	-633,698.32	5,816,890.90
0055 119TH DISTRICT ATTY FEE						
0055 11010		0055				
CASH	2,916.48		5.89	.00	5.89	2,922.37

9

ACCOUNT SUMMARY TRIAL BALANCE FOR FY26/APR TO APR

FUND 0056

ACCOUNT ACCOUNT NAME	BEG. BALANCE	ORG	DEBITS	CREDITS	NET CHANGE	END BALANCE
TOTALS FOR FUND 0055						
119TH DISTRICT ATTY FEE	2,916.48		5.89	.00	5.89	2,922.37
0056 CIVIL STATE FEES						
0056 11010		0056				
CASH	110,105.92		36,263.13	217.70	36,045.43	146,151.35
TOTALS FOR FUND 0056						
CIVIL STATE FEES	110,105.92		36,263.13	217.70	36,045.43	146,151.35
0058 119TH DISTRICT ATTY FORFEITURE						
0058 11010		0058				
CASH	27,229.54		57.96	679.48	-621.52	26,608.02
TOTALS FOR FUND 0058						
119TH DISTRICT ATTY FORFEITURE	27,229.54		57.96	679.48	-621.52	26,608.02
0059 119TH DA OUTERCOUNTY						
0059 11010		0059				
CASH	171,483.47		353.65	7,081.12	-6,727.47	164,756.00
TOTALS FOR FUND 0059						
119TH DA OUTERCOUNTY	171,483.47		353.65	7,081.12	-6,727.47	164,756.00
0061 BATTERING INTER & PREV PRGM						
0061 11010		0061				
CASH	5,079.60		.00	4,178.40	-4,178.40	901.20
TOTALS FOR FUND 0061						
BATTERING INTER & PREV PRGM	5,079.60		.00	4,178.40	-4,178.40	901.20
0062 AIC/ACC ADDITIONAL FUNDING						
0062 11010		0062				
CASH	-87,708.19		91,788.60	30,666.04	61,122.56	-26,585.63
TOTALS FOR FUND 0062						
AIC/ACC ADDITIONAL FUNDING	-87,708.19		91,788.60	30,666.04	61,122.56	-26,585.63
0063 CONCHO VALLEY TAIP						
0063 11010		0063				
CASH	85,496.88		.00	15,397.83	-15,397.83	70,099.05
TOTALS FOR FUND 0063						
CONCHO VALLEY TAIP	85,496.88		.00	15,397.83	-15,397.83	70,099.05
0064 CONCHO VALLEY DRUG COURT						
0064 11010		0064				
CASH	15,183.57		.00	5,016.57	-5,016.57	10,167.00

10

ACCOUNT SUMMARY TRIAL BALANCE FOR FY26/APR TO APR

FUND 0065

ACCOUNT ACCOUNT NAME	BEG. BALANCE	ORG	DEBITS	CREDITS	NET CHANGE	END BALANCE
TOTALS FOR FUND 0064						
CONCHO VALLEY DRUG COURT	15,183.57		.00	5,016.57	-5,016.57	10,167.00
0065 CSCD BASIC SUPERVISION						
0065 11010		0065				
CASH	2,632,525.29		214,568.77	262,909.76	-48,340.99	2,584,184.30
TOTALS FOR FUND 0065						
CSCD BASIC SUPERVISION	2,632,525.29		214,568.77	262,909.76	-48,340.99	2,584,184.30
0066 CRTC MALE CCF						
0066 11010		0066				
CASH	918,813.42		6,567.93	252,243.24	-245,675.31	673,138.11
TOTALS FOR FUND 0066						
CRTC MALE CCF	918,813.42		6,567.93	252,243.24	-245,675.31	673,138.11
0069 SUBSTANCE ABUSE CASELOAD						
0069 11010		0069				
CASH	34,186.91		.00	30,651.85	-30,651.85	3,535.06
TOTALS FOR FUND 0069						
SUBSTANCE ABUSE CASELOAD	34,186.91		.00	30,651.85	-30,651.85	3,535.06
0071 STATE & MUNICIPAL FEES						
0071 11010		0071				
CASH	31,046.30		14,877.81	23,232.85	-8,355.04	22,691.26
TOTALS FOR FUND 0071						
STATE & MUNICIPAL FEES	31,046.30		14,877.81	23,232.85	-8,355.04	22,691.26
0072 CRIMINAL STATE FEES						
0072 11010		0072				
CASH	249,699.69		86,707.41	740.88	85,966.53	335,666.22
TOTALS FOR FUND 0072						
CRIMINAL STATE FEES	249,699.69		86,707.41	740.88	85,966.53	335,666.22
0073 JUVENILE DELINQUENCY PREVENT						
0073 11010		0073				
CASH	698.32		1.42	.00	1.42	699.74
TOTALS FOR FUND 0073						
JUVENILE DELINQUENCY PREVENT	698.32		1.42	.00	1.42	699.74
0077 UNCLAIMED PROPERTY FUND						
0077 11010		0077				
CASH	20,400.27		41.48	41.48	.00	20,400.27

* Fund 71 off by \$750.00
 Sent to Aud 042826
 And posted JE 050426

11

ACCOUNT SUMMARY TRIAL BALANCE FOR FY26/APR TO APR

FUND 0079

ACCOUNT ACCOUNT NAME	BEG. BALANCE	ORG	DEBITS	CREDITS	NET CHANGE	END BALANCE
TOTALS FOR FUND 0077						
UNCLAIMED PROPERTY FUND	20,400.27		41.48	41.48	.00	20,400.27
0079 7TH ADMIN JUDICIAL REGION						
0079 11010		0079				
CASH	.00		7,313.20	7,313.20	.00	.00
TOTALS FOR FUND 0079						
7TH ADMIN JUDICIAL REGION	.00		7,313.20	7,313.20	.00	.00
0082 JUDICIAL EFFICIENCY						
0082 11010		0082				
CASH	47,792.79		2,608.33	1,245.08	1,363.25	49,156.04
TOTALS FOR FUND 0082						
JUDICIAL EFFICIENCY	47,792.79		2,608.33	1,245.08	1,363.25	49,156.04
0085 JUSTICE COURT SUPPORT FUND						
0085 11010		0085				
CASH	89,528.84		9,164.39	.00	9,164.39	98,693.23
TOTALS FOR FUND 0085						
JUSTICE COURT SUPPORT FUND	89,528.84		9,164.39	.00	9,164.39	98,693.23
0089 COB INTEREST & SINKING						
0089 11010		0089				
CASH	569,070.76		245,749.82	15,858.49	229,891.33	798,962.09
TOTALS FOR FUND 0089						
COB INTEREST & SINKING	569,070.76		245,749.82	15,858.49	229,891.33	798,962.09
0095 PAYROLL						
0095 11010		0095				
CASH	4,150.02		6,263,164.30	6,263,251.90	-87.60	4,062.42
TOTALS FOR FUND 0095						
PAYROLL	4,150.02		6,263,164.30	6,263,251.90	-87.60	4,062.42
0097 SHERIFF LEOSE						
0097 11010		0097				
CASH	54,987.09		110.18	.00	110.18	55,097.27
TOTALS FOR FUND 0097						
SHERIFF LEOSE	54,987.09		110.18	.00	110.18	55,097.27
0098 CHILD RESTRAINT STATE FEE						
0098 11010		0098				
CASH	2,263.45		329.50	3.85	325.65	2,589.10

12

TOM GREEN COUNTY



ACCOUNT SUMMARY TRIAL BALANCE FOR FY26/APR TO APR

FUND 0100

ACCOUNT ACCOUNT NAME	BEG. BALANCE	ORG	DEBITS	CREDITS	NET CHANGE	END BALANCE
TOTALS FOR FUND 0098						
CHILD RESTRAINT STATE FEE	2,263.45		329.50	3.85	325.65	2,589.10
0100 COUNTY ATTORNEY LEASE						
0100 11010		0100				
CASH	3,747.75		7.51	.00	7.51	3,755.26
TOTALS FOR FUND 0100						
COUNTY ATTORNEY LEASE	3,747.75		7.51	.00	7.51	3,755.26
0102 CONSTABLE #1 LEASE						
0102 11010		0102				
CASH	9,548.84		19.28	.00	19.28	9,568.12
TOTALS FOR FUND 0102						
CONSTABLE #1 LEASE	9,548.84		19.28	.00	19.28	9,568.12
0103 CONSTABLE #2 LEASE						
0103 11010		0103				
CASH	11,172.20		22.68	.00	22.68	11,194.88
TOTALS FOR FUND 0103						
CONSTABLE #2 LEASE	11,172.20		22.68	.00	22.68	11,194.88
0104 CONSTABLE #3 LEASE						
0104 11010		0104				
CASH	5,146.48		10.79	272.00	-261.21	4,885.27
TOTALS FOR FUND 0104						
CONSTABLE #3 LEASE	5,146.48		10.79	272.00	-261.21	4,885.27
0105 CONSTABLE #4 LEASE						
0105 11010		0105				
CASH	7,006.62		14.12	395.00	-380.88	6,625.74
TOTALS FOR FUND 0105						
CONSTABLE #4 LEASE	7,006.62		14.12	395.00	-380.88	6,625.74
0109 MHI SPEC NEEDS OFFENDER						
0109 11010		0109				
CASH	28,690.09		.00	9,559.12	-9,559.12	19,130.97
TOTALS FOR FUND 0109						
MHI SPEC NEEDS OFFENDER	28,690.09		.00	9,559.12	-9,559.12	19,130.97
0110 JUVENILE DEFERRED PROCESSING						
0110 11010		0110				
CASH	55,273.35		112.20	.00	112.20	55,385.55

13

ACCOUNT SUMMARY TRIAL BALANCE FOR FY26/APR TO APR

FUND 0111

ACCOUNT ACCOUNT NAME	BEG. BALANCE	ORG	DEBITS	CREDITS	NET CHANGE	END BALANCE
TOTALS FOR FUND 0110						
JUVENILE DEFERRED PROCESSING	55,273.35		112.20	.00	112.20	55,385.55
0111 EXCESS CONTRIBUTIONS						
0111 11010		0111				
CASH	23,404.54		47.51	.00	47.51	23,452.05
TOTALS FOR FUND 0111						
EXCESS CONTRIBUTIONS	23,404.54		47.51	.00	47.51	23,452.05
0112 JUVENILE RESTITUTION						
0112 11010		0112				
CASH	4,044.89		822.69	7.69	815.00	4,859.89
TOTALS FOR FUND 0112						
JUVENILE RESTITUTION	4,044.89		822.69	7.69	815.00	4,859.89
0114 CHILD SAFETY FEE COUNTY SHARE						
0114 11010		0114				
CASH	56,770.79		2,580.70	14,351.98	-11,771.28	44,999.51
TOTALS FOR FUND 0114						
CHILD SAFETY FEE COUNTY SHARE	56,770.79		2,580.70	14,351.98	-11,771.28	44,999.51
0116 CRFC FEMALE CCF						
0116 11010		0116				
CASH	1,282,057.24		8,359.52	296,990.22	-288,630.70	993,426.54
TOTALS FOR FUND 0116						
CRFC FEMALE CCF	1,282,057.24		8,359.52	296,990.22	-288,630.70	993,426.54
0117 JUVENILE UNCLAIMED RESTITUTION						
0117 11010		0117				
CASH	6,013.21		19.88	.00	19.88	6,033.09
TOTALS FOR FUND 0117						
JUVENILE UNCLAIMED RESTITUTION	6,013.21		19.88	.00	19.88	6,033.09
0124 OPIOID ABATEMENT SETTLEMENT						
0124 11010		0124				
CASH	222,991.71		418.37	.00	418.37	223,410.08
TOTALS FOR FUND 0124						
OPIOID ABATEMENT SETTLEMENT	222,991.71		418.37	.00	418.37	223,410.08
0125 TGC BENEFITS TRUST						
0125 11010		0125				
CASH	31,533.72		550,083.36	549,316.38	766.98	32,300.70

14

TOM GREEN COUNTY



ACCOUNT SUMMARY TRIAL BALANCE FOR FY26/APR TO APR

FUND 0150

ACCOUNT ACCOUNT NAME	BEG. BALANCE	ORG	DEBITS	CREDITS	NET CHANGE	END BALANCE
TOTALS FOR FUND 0125						
TGC BENEFITS TRUST	31,533.72		550,083.36	549,316.38	766.98	32,300.70
0150 COMMUNITY RE-ENRICHMENT WORK						
0150 11010		0150				
CASH	27,803.00		.00	7,571.75	-7,571.75	20,231.25
TOTALS FOR FUND 0150						
COMMUNITY RE-ENRICHMENT WORK	27,803.00		.00	7,571.75	-7,571.75	20,231.25
0155 DOMESTIC VIOLENCE CASELOAD						
0155 11010		0155				
CASH	15,473.09		.00	5,880.71	-5,880.71	9,592.38
TOTALS FOR FUND 0155						
DOMESTIC VIOLENCE CASELOAD	15,473.09		.00	5,880.71	-5,880.71	9,592.38
0156 SEX OFFENDER COUNSELING						
0156 11010		0156				
CASH	-578.96		.00	18,785.00	-18,785.00	-19,363.96
TOTALS FOR FUND 0156						
SEX OFFENDER COUNSELING	-578.96		.00	18,785.00	-18,785.00	-19,363.96
0157 PRETRIAL DIVERSION PROGRAM						
0157 11010		0157				
CASH	43,868.27		.00	12,910.23	-12,910.23	30,958.04
TOTALS FOR FUND 0157						
PRETRIAL DIVERSION PROGRAM	43,868.27		.00	12,910.23	-12,910.23	30,958.04
0401 SHERIFF FORFEITURE						
0401 11010		0401				
CASH	167,333.96		349.22	.00	349.22	167,683.18
TOTALS FOR FUND 0401						
SHERIFF FORFEITURE	167,333.96		349.22	.00	349.22	167,683.18
0500 STATE AID REGIONAL						
0500 11010		0500				
CASH	.00		120,774.98	120,774.98	.00	.00
TOTALS FOR FUND 0500						
STATE AID REGIONAL	.00		120,774.98	120,774.98	.00	.00
0503 COMM CORRECTIONS LOCAL						
0503 11010		0503				
CASH	137,987.51		2,143.52	2,414.27	-270.75	137,716.76

15

ACCOUNT SUMMARY TRIAL BALANCE FOR FY26/APR TO APR

FUND 0504

ACCOUNT ACCOUNT NAME	BEG. BALANCE	ORG	DEBITS	CREDITS	NET CHANGE	END BALANCE
TOTALS FOR FUND 0503						
COMM CORRECTIONS LOCAL	137,987.51		2,143.52	2,414.27	-270.75	137,716.76
0504 TITLE IV E REGIONAL						
0504 11010		0504				
CASH	123,519.59		270.22	270.22	.00	123,519.59
TOTALS FOR FUND 0504						
TITLE IV E REGIONAL	123,519.59		270.22	270.22	.00	123,519.59
0508 TYC REGIONAL						
0508 11010		0508				
CASH	13,423.28		29.37	29.37	.00	13,423.28
TOTALS FOR FUND 0508						
TYC REGIONAL	13,423.28		29.37	29.37	.00	13,423.28
0509 PRIOR YR INTEREST REGIONAL						
0509 11010		0509				
CASH	29,865.89		482.38	.00	482.38	30,348.27
TOTALS FOR FUND 0509						
PRIOR YR INTEREST REGIONAL	29,865.89		482.38	.00	482.38	30,348.27
0517 TITLE IV E INT COKE						
0517 11010		0517				
CASH	23,263.09		270.22	.00	270.22	23,533.31
TOTALS FOR FUND 0517						
TITLE IV E INT COKE	23,263.09		270.22	.00	270.22	23,533.31
0541 TGC DIVERSION GRANT						
0541 11010		0541				
CASH	1,778.00		3.89	3.89	.00	1,778.00
TOTALS FOR FUND 0541						
TGC DIVERSION GRANT	1,778.00		3.89	3.89	.00	1,778.00
0542 TJJD AWARD						
0542 11010		0542				
CASH	53,275.04		133.47	9,012.63	-8,879.16	44,395.88
TOTALS FOR FUND 0542						
TJJD AWARD	53,275.04		133.47	9,012.63	-8,879.16	44,395.88
0565 STATE AID REG						
0565 11010		0565				
CASH	29,937.41		21,336.29	21,954.39	-618.10	29,319.31

16

ACCOUNT SUMMARY TRIAL BALANCE FOR FY26/APR TO APR

FUND 0566

ACCOUNT ACCOUNT NAME	BEG. BALANCE	ORG	DEBITS	CREDITS	NET CHANGE	END BALANCE
TOTALS FOR FUND 0565						
STATE AID REG	29,937.41		21,336.29	21,954.39	-618.10	29,319.31
0566 STATE SALARY ADJUSTMENT						
0566 11010		0566				
CASH	8,166.10		18.78	1,098.95	-1,080.17	7,085.93
TOTALS FOR FUND 0566						
STATE SALARY ADJUSTMENT	8,166.10		18.78	1,098.95	-1,080.17	7,085.93
0575 STATE AID TGC						
0575 11010		0575				
CASH	273,029.37		92,364.21	68,155.70	24,208.51	297,237.88
TOTALS FOR FUND 0575						
STATE AID TGC	273,029.37		92,364.21	68,155.70	24,208.51	297,237.88
0576 ST SALARY ADJUSTMENT						
0576 11010		0576				
CASH	198,052.50		451.20	21,679.08	-21,227.88	176,824.62
TOTALS FOR FUND 0576						
ST SALARY ADJUSTMENT	198,052.50		451.20	21,679.08	-21,227.88	176,824.62
0577 DSA -DETENTION BED EXPANSION						
0577 11010		0577				
CASH	335,237.35		774.78	57,171.95	-56,397.17	278,840.18
TOTALS FOR FUND 0577						
DSA -DETENTION BED EXPANSION	335,237.35		774.78	57,171.95	-56,397.17	278,840.18
0582 TYC TGC PAROLE SERVICES						
0582 11010		0582				
CASH	42,092.60		712.19	92.19	620.00	42,712.60
TOTALS FOR FUND 0582						
TYC TGC PAROLE SERVICES	42,092.60		712.19	92.19	620.00	42,712.60
0583 TITLE IV E TGC						
0583 11010		0583				
CASH	1,095,509.28		2,411.82	18,926.98	-16,515.16	1,078,994.12
TOTALS FOR FUND 0583						
TITLE IV E TGC	1,095,509.28		2,411.82	18,926.98	-16,515.16	1,078,994.12
0595 SPECIAL NEEDS DIVERSIONARY PRM						
0595 11010		0595				
CASH	14,507.49		33.65	2,535.68	-2,502.03	12,005.46

17

ACCOUNT SUMMARY TRIAL BALANCE FOR FY26/APR TO APR

FUND 0596

ACCOUNT ACCOUNT NAME	BEG. BALANCE	ORG	DEBITS	CREDITS	NET CHANGE	END BALANCE
TOTALS FOR FUND 0595						
SPECIAL NEEDS DIVERSIONARY PRM	14,507.49		33.65	2,535.68	-2,502.03	12,005.46
0596 PIDPP - GRANT "S"						
0596 11010		0596				
CASH	36,558.10		91.59	6,184.69	-6,093.10	30,465.00
TOTALS FOR FUND 0596						
PIDPP - GRANT "S"	36,558.10		91.59	6,184.69	-6,093.10	30,465.00
0597 TITLE IV E INT TGC						
0597 11010		0597				
CASH	101,281.05		2,411.82	.00	2,411.82	103,692.87
TOTALS FOR FUND 0597						
TITLE IV E INT TGC	101,281.05		2,411.82	.00	2,411.82	103,692.87
0599 PRIOR YR INTEREST TGC						
0599 11010		0599				
CASH	67,442.69		2,243.03	.00	2,243.03	69,685.72
TOTALS FOR FUND 0599						
PRIOR YR INTEREST TGC	67,442.69		2,243.03	.00	2,243.03	69,685.72
0600 REIM FOR MANDATED FUNDING						
0600 11010		0600				
CASH	-736.85		10,135.68	18,705.70	-8,570.02	-9,306.87
TOTALS FOR FUND 0600						
REIM FOR MANDATED FUNDING	-736.85		10,135.68	18,705.70	-8,570.02	-9,306.87
0613 DISTRICT ATTY GRANTS						
0613 11010		0613				
CASH	-16,027.22		3,880.17	6,460.40	-2,580.23	-18,607.45
TOTALS FOR FUND 0613						
DISTRICT ATTY GRANTS	-16,027.22		3,880.17	6,460.40	-2,580.23	-18,607.45
0622 CONCHO VALLEY PUBLIC DEFENDER						
0622 11010		0622				
CASH	-729,321.22		155,361.81	375,317.19	-219,955.38	-949,276.60
TOTALS FOR FUND 0622						
CONCHO VALLEY PUBLIC DEFENDER	-729,321.22		155,361.81	375,317.19	-219,955.38	-949,276.60
0625 COUNTY ATTY GRANTS						
0625 11010		0625				
CASH	-6,148.86		3,074.43	3,127.08	-52.65	-6,201.51

18

TOM GREEN COUNTY



ACCOUNT SUMMARY TRIAL BALANCE FOR FY26/APR TO APR

FUND 0631

ACCOUNT ACCOUNT NAME	BEG. BALANCE	ORG	DEBITS	CREDITS	NET CHANGE	END BALANCE
TOTALS FOR FUND 0625						
COUNTY ATTY GRANTS	-6,148.86		3,074.43	3,127.08	-52.65	-6,201.51
0631 SB22						
0631 11010		0631				
CASH	1,587,303.26		3,332.26	89,000.05	-85,667.79	1,501,635.47
TOTALS FOR FUND 0631						
SB22	1,587,303.26		3,332.26	89,000.05	-85,667.79	1,501,635.47
0654 SHERIFF GRANTS						
0654 11010		0654				
CASH	-165,766.41		5,421.17	12,193.36	-6,772.19	-172,538.60
TOTALS FOR FUND 0654						
SHERIFF GRANTS	-165,766.41		5,421.17	12,193.36	-6,772.19	-172,538.60
0699 BLOCK GRANTS						
0699 11010		0699				
CASH	1,144,916.84		8,370.47	36,121.99	-27,751.52	1,117,165.32
TOTALS FOR FUND 0699						
BLOCK GRANTS	1,144,916.84		8,370.47	36,121.99	-27,751.52	1,117,165.32
REPORT TOTALS	27,482,840.86		16,248,588.54	18,021,838.79	-1,773,250.25	25,709,590.61

** END OF REPORT - Generated by JENNIFER ENGLERT **

* Off by \$750.00
 Treas Sent to Aud 042820
 Aud didnt Post JE until 050420

19

ACCOUNT SUMMARY TRIAL BALANCE FOR FY26/APR TO APR

FUND 0001

ACCOUNT ACCOUNT NAME	BEG. BALANCE	ORG	DEBITS	CREDITS	NET CHANGE	END BALANCE
0001 11513 FBNK CERTIFICATE OF DEPOSITS	15,998,000.00	0001	.00	494,000.00	-494,000.00	15,504,000.00
0001 11515 TEXAS CLASS	34,315,826.02	0001	121,025.34	1,152.99	119,872.35	34,435,698.37
0001 11516 TEX STAR INVESTMENTS	3,145,668.73	0001	9,754.18	.00	9,754.18	3,155,422.91
0001 11517 TEXPOOL INVESTMENTS	1,556,531.08	0001	4,854.86	.00	4,854.86	1,561,385.94
0001 11518 TEXPOOL PRIME INVESTMENTS	2,936,251.22	0001	9,463.18	.00	9,463.18	2,945,714.40
0001 11519 LOGIC INVESTMENTS	7,331,827.72	0001	23,582.80	.00	23,582.80	7,355,410.52
TOTALS FOR FUND 0001						
GENERAL FUND	65,284,104.77		168,680.36	495,152.99	-326,472.63	64,957,632.14
0054 LOCAL PROVIDER PARTICIPATION						
0054 11515 LPPFI TEXAS CLASS	20,000,010.00	0054	30,996.87	.00	30,996.87	20,031,006.87
TOTALS FOR FUND 0054						
LOCAL PROVIDER PARTICIPATION	20,000,010.00		30,996.87	.00	30,996.87	20,031,006.87
0078 BAIL BOND COLLATERAL						
0078 11513 CERTIFICATE OF DEPOSITS	350,000.00	0078	.00	.00	.00	350,000.00
0078 11515 CLEAR TEXAS CLASS	330,479.12	0078	1,061.51	.00	1,061.51	331,540.63
0078 11515 QUICK TEXAS CLASS	28,472.07	0078	91.48	.00	91.48	28,563.55
TOTALS FOR FUND 0078						
BAIL BOND COLLATERAL	708,951.19		1,152.99	.00	1,152.99	710,104.18
REPORT TOTALS	85,993,065.96		200,830.22	495,152.99	-294,322.77	85,698,743.19

** END OF REPORT - Generated by JENNIFER ENGLERT **

20

Interest Rates

Interest Posted

Bank Service Charge

Credit Card Balance

Electronic Filing Balance

First Financial

Texas Class

Texpool

Texpool Prime

TexStar

Logic

Fiscal	Interest Rate **	Interest Rate Average Yield	Interest Rate Average Monthly Rate	Interest Rate Average Monthly Rate	Interest Rate Average Monthly Rate	Interest Rate Average Monthly Rate
Sep-25	3.4278%	4.3496%	4.2520%	4.3584%	4.2135%	4.3317%
Oct-25	3.3235%	4.2753%	4.1418%	4.2486%	4.1164%	4.2418%
Nov-25	3.2923%	4.1068%	3.9885%	4.1085%	3.9802%	4.0905%
Dec-25	3.1518%	3.9690%	3.8270%	3.9977%	3.8246%	3.9519%
Jan-26	3.1047%	3.8545%	3.7098%	3.8692%	3.7074%	3.8625%
Feb-26	3.1291%	3.8020%	3.6806%	3.8209%	3.6770%	3.8077%
Mar-26	3.1444%	3.7762%	3.6724%	3.7947%	3.6513%	3.7875%
Apr-26	3.1442%	3.7747%	3.6586%	3.7989%	3.6378%	3.7798%
May-26	0.0000%	0.0000%	0.0000%	0.0000%	0.0000%	0.0000%
Jun-26	0.0000%	0.0000%	0.0000%	0.0000%	0.0000%	0.0000%
Jul-26	0.0000%	0.0000%	0.0000%	0.0000%	0.0000%	0.0000%
Aug-26	0.0000%	0.0000%	0.0000%	0.0000%	0.0000%	0.0000%
Sep-26	0.0000%	0.0000%	0.0000%	0.0000%	0.0000%	0.0000%

Average Yield

Average Monthly Rate

Average Monthly Rate

Average Monthly Rate

Average Monthly Rate

Disclaimer

**** First Financial Interest post monthly on or after 15th**

Depending on when the report is submitted to court, it may be not be included

05/07/2026
10:49:34

TOM GREEN COUNTY
FY26 INTEREST POSTED AS OF 050726

PAGE 1
glflxprt

FROM 2026 01 TO 2026 07

	ORIGINAL APPROP	TRANFRS/ ADJSTMTS	REVISED BUDGET	ACTUALS	ENCUMBRANCES	AVAILABLE BUDGET	PCT USED
43701 DEPOSITORY INTEREST	509,140	0	509,140	554,000.65	.00	-44,860.65	108.8%
TOTAL REVENUES	509,140	0	509,140	554,000.65	.00	-44,860.65	
43703 CERTIFICATE OF DEPOSIT INTERES	525,000	0	525,000	469,944.74	.00	55,055.26	89.5%
TOTAL REVENUES	525,000	0	525,000	469,944.74	.00	55,055.26	
43705 TEXAS CLASS INTEREST	950,000	0	950,000	388,491.04	.00	561,508.96	40.9%
TOTAL REVENUES	950,000	0	950,000	388,491.04	.00	561,508.96	
43707 TEXPOOL INTEREST	50,000	0	50,000	29,553.33	.00	20,446.67	59.1%
TOTAL REVENUES	50,000	0	50,000	29,553.33	.00	20,446.67	
43708 TEXPOOL PRIME INTEREST	75,000	0	75,000	57,716.65	.00	17,283.35	77.0%
TOTAL REVENUES	75,000	0	75,000	57,716.65	.00	17,283.35	
43712 MINERAL INTEREST	750	0	750	241.31	.00	508.69	32.2%
TOTAL REVENUES	750	0	750	241.31	.00	508.69	
43716 TEXSTAR INTEREST	100,000	0	100,000	59,559.29	.00	40,440.71	59.6%
TOTAL REVENUES	100,000	0	100,000	59,559.29	.00	40,440.71	
43719 LOGIC INTEREST	150,000	0	150,000	143,517.48	.00	6,482.52	95.7%
TOTAL REVENUES	150,000	0	150,000	143,517.48	.00	6,482.52	
GRAND TOTAL	2,359,890	0	2,359,890	1,703,024.49	.00	656,865.51	72.2%

05/07/2026
10:50:57

TOM GREEN COUNTY
FY26 BANK SERVICES POSTED AS OF 050726

PAGE 1
glf1xrpt

FROM 2026 01 TO 2026 07

	ORIGINAL APPROP	TRANFRS/ ADJSTMTS	REVISED BUDGET	ACTUALS	ENCUMBRANCES	AVAILABLE BUDGET	PCT USED
70444 BANK SVC CHARGES	10,000	0	10,000	2,536.25	1,947.75	5,516.00	44.8%
TOTAL EXPENSES	10,000	0	10,000	2,536.25	1,947.75	5,516.00	
GRAND TOTAL	10,000	0	10,000	2,536.25	1,947.75	5,516.00	44.8%

ACCOUNT SUMMARY TRIAL BALANCE FOR FY26/APR TO APR

FUND 0001

ACCOUNT ACCOUNT NAME	BEG. BALANCE	ORG	DEBITS	CREDITS	NET CHANGE	END BALANCE
0001 11703 COUNTY CLERK CREDIT CARD	2,982.50	0001	47,121.34	47,850.10	-728.76	2,253.74
0001 11714 DISTRICT CLERK CREDIT CARD	896.97	0001	28,256.30	27,798.00	458.30	1,355.27
0001 11715 JP1 CREDIT CARD CLEARING ACCT	350.88	0001	15,551.50	15,602.00	-50.50	300.38
0001 11716 JP2 CREDIT CARD CLEARING ACCT	5,550.50	0001	60,357.07	62,445.40	-2,088.33	3,462.17
0001 11717 JP3 CREDIT CARD CLEARING ACCT	1,441.78	0001	53,602.93	54,177.70	-574.77	867.01
0001 11718 JP4 CREDIT CARD CLEARING ACCT	4,068.65	0001	24,588.39	28,211.00	-3,622.61	446.04
0001 11723 COUNTY CLERK EFILE ACCOUNT	664.90	0001	13,897.80	13,211.00	686.80	1,351.70
0001 11724 DISTRICT CLERK EFILE ACCOUNT	669.50	0001	16,735.10	16,012.00	723.10	1,392.60
0001 11725 JP#1 EFILE ACCOUNT	5.00	0001	757.00	757.00	.00	5.00
0001 11726 JP#2 EFILE ACCOUNT	38.00	0001	1,761.00	1,794.00	-33.00	5.00
0001 11727 JP#3 EFILE ACCOUNT	-28.00	0001	1,455.00	1,455.00	.00	-28.00
0001 11728 JP#4 EFILE ACCOUNT	38.00	0001	2,343.00	2,343.00	.00	38.00
0001 11750 ACH/WIRE BANK ACCOUNT IRS	-383.00	0001	155.00	186.00	-31.00	-414.00
0001 11780 LIBRARY CREDIT CARD CLEARING	397.38	0001	1,873.78	2,091.53	-217.75	179.63
0001 11785 PARKS CREDIT CARD CLEARING	388.00	0001	330.00	330.00	.00	388.00
TOTALS FOR FUND 0001						
GENERAL FUND	17,081.06		268,785.21	274,263.73	-5,478.52	11,602.54
0062 AIC/ACC ADDITIONAL FUNDING						
0062 11765 CSCD BOND CREDIT CARD CLEARING	5.00	0062	881.00	881.00	.00	5.00
TOTALS FOR FUND 0062						
AIC/ACC ADDITIONAL FUNDING	5.00		881.00	881.00	.00	5.00
REPORT TOTALS	17,086.06		269,666.21	275,144.73	-5,478.52	11,607.54

** END OF REPORT - Generated by JENNIFER ENGLERT **

25

Bond Indebtedness

FY2026 Beginning Balances

- Certificate of Obligation Series 2015
 - \$19,540,000
- Certificate of Obligation Series 2017
 - \$6,890,000
- Certificate of Obligation Series 2018
 - \$6,095,000
- General Obligation Refunding Bonds Series 2025
 - \$15,275,000

Principal due annually on February 1st

Interest due semiannually on February 1st and on August 1st

Payments are processed the month before the due date.

TOM GREEN COUNTY INDEBTEDNESS

Apr-26 Report

COMBINATION TAX & LIMITED SURPLUS REVENUE

CERTIFICATES OF OBLIGATION ,SERIES 2015

Called 16,175,000.00 Sept 2025 - Treasurer received report 12/03/25

BALANCE OUTSTANDING	PRINCIPAL PAYMENT DUE	CURRENT BALANCE OUTSTANDING	SCHEDULED DUE DATE	
19,540,000.00	\$2,125,000.00	17,415,000.00	01-Feb-26	PAID
17,415,000.00	\$0.00	17,415,000.00	01-Feb-27	Called Series 2025
17,415,000.00	\$2,325,000.00	15,090,000.00	01-Feb-28	
15,090,000.00	\$0.00	15,090,000.00	01-Feb-29	Called Series 2025
15,090,000.00	\$2,520,000.00	12,570,000.00	01-Feb-30	
12,570,000.00	\$0.00	12,570,000.00	01-Feb-31	Called Series 2025
12,570,000.00	\$0.00	12,570,000.00	01-Feb-32	Called Series 2025
12,570,000.00	\$2,880,000.00	9,690,000.00	01-Feb-33	
9,690,000.00	\$0.00	9,690,000.00	01-Feb-34	Called Series 2025
9,690,000.00	\$0.00	9,690,000.00	01-Feb-35	Called Series 2025
9,690,000.00	\$3,270,000.00	6,420,000.00	01-Feb-36	
6,420,000.00	\$3,395,000.00	3,025,000.00	01-Feb-37	
3,025,000.00	\$3,025,000.00	0.00	01-Feb-38	

27

CERTIFICATES OF OBLIGATION ,SERIES 2017
Cusip Prefix 889642

BALANCE OUTSTANDING	PRINCIPAL PAYMENT DUE	CURRENT BALANCE OUTSTANDING	SCHEDULED DUE DATE	
6,890,000.00	\$415,000.00	6,475,000.00	01-Feb-26	GS7 PAID
6,475,000.00	\$430,000.00	6,045,000.00	01-Feb-27	GT5
6,045,000.00	\$445,000.00	5,600,000.00	01-Feb-28	GU2
5,600,000.00	\$500,000.00	5,100,000.00	01-Feb-29	GV0
5,100,000.00	\$510,000.00	4,590,000.00	01-Feb-30	GV0
4,590,000.00	\$525,000.00	4,065,000.00	01-Feb-31	GV0
4,065,000.00	\$540,000.00	3,525,000.00	01-Feb-32	GV0
3,525,000.00	\$555,000.00	2,970,000.00	01-Feb-33	GV0
2,970,000.00	\$570,000.00	2,400,000.00	01-Feb-34	GV0
2,400,000.00	\$585,000.00	1,815,000.00	01-Feb-35	GV0
1,815,000.00	\$600,000.00	1,215,000.00	01-Feb-36	GV0
1,215,000.00	\$615,000.00	600,000.00	01-Feb-37	GV0
600,000.00	\$600,000.00	0.00	01-Feb-38	GW8

CERTIFICATES OF OBLIGATION ,SERIES 2018

Cusip NO. Prefix: 889642

BALANCE OUTSTANDING	PRINCIPAL AMOUNT DUE	CURRENT BALANCE OUTSTANDING	SCHEDULED DUE DATE	
6,095,000.00	\$340,000.00	\$5,755,000.00	1-Feb-26	HE7 PAID
5,755,000.00	\$355,000.00	\$5,400,000.00	1-Feb-27	HF4
5,400,000.00	\$375,000.00	\$5,025,000.00	1-Feb-28	HG2
5,025,000.00	\$390,000.00	\$4,635,000.00	1-Feb-29	HH0
4,635,000.00	\$400,000.00	\$4,235,000.00	1-Feb-30	HJ6
4,235,000.00	\$415,000.00	\$3,820,000.00	1-Feb-31	HK3
3,820,000.00	\$425,000.00	\$3,395,000.00	1-Feb-32	HK3
3,390,000.00	\$440,000.00	\$2,950,000.00	1-Feb-33	HK3
2,945,000.00	\$455,000.00	\$2,490,000.00	1-Feb-34	HK3
2,490,000.00	\$470,000.00	\$2,020,000.00	1-Feb-35	HK3
2,020,000.00	\$485,000.00	\$1,535,000.00	1-Feb-36	HK3
1,540,000.00	\$500,000.00	\$1,040,000.00	1-Feb-37	HK3
1,040,000.00	\$515,000.00	\$525,000.00	1-Feb-38	HK3
530,000.00	\$530,000.00	\$0.00	1-Feb-39	HM9

29

General Obligation Refunding Bonds

GENERAL OBLIGATION SERIES 2025

ORIGINAL DEBT ISSUED \$15,275,000

BALANCE OUTSTANDING	PRINCIPAL PAYMENT DUE	CURRENT BALANCE OUTSTANDING	SCHEDULED DUE DATE	
15,275,000.00	\$970,000.00	14,305,000.00	01-Feb-26	PAID
14,305,000.00	\$3,160,000.00	11,145,000.00	01-Feb-27	
11,145,000.00	\$0.00	11,145,000.00	01-Feb-28	
11,145,000.00	\$2,215,000.00	8,930,000.00	01-Feb-29	
8,930,000.00	\$0.00	8,930,000.00	01-Feb-30	
8,930,000.00	\$2,020,000.00	6,910,000.00	01-Feb-31	
6,910,000.00	\$2,125,000.00	4,785,000.00	01-Feb-32	
4,785,000.00	\$0.00	4,785,000.00	01-Feb-33	
4,785,000.00	\$2,335,000.00	2,450,000.00	01-Feb-34	
2,450,000.00	\$2,450,000.00	0.00	01-Feb-35	

** County Treasurer Received documentation on December 3, 2025

Bank Collateral

Letters Of Credit

FHL Bank Dallas

Irrevocable Standby Letter of Credit

LOC #10031634 \$47,000,000.00

Effective Date: April 2, 2026

Expiration Date: May 31, 2026

Additional

FHL Bank Dallas

Irrevocable Standby Letter of Credit

LOC #10031621 \$15,000,000.00

Effective Date: August 1, 2025

Expiration Date: December 31, 2026

Local Government Code Sec. 116.084. INADEQUATE SECURITY. If for any reason the county funds on deposit with the county depository exceed the amount of security pledged, the depository shall immediately pledge additional security with the commissioners court.

Acts 1987, 70th Leg., ch. 149, Sec. 1, eff. Sept. 1, 1987.

Bank Collateral

Securities (All Released on 041326)

FHLMC CM Series K154 Class A3

Effective: March 30, 2026
Customer Rec#: 289003972
CUSIP: 3137FDET5
Maturity Date: November 25, 2032
Issue Date: January 1, 2018
Current Rate: 3.459
Face Amount: \$350,000.00

FHLMC CMO Series K548 Class A2

Effective: March 30, 2026
Customer Rec#: 289004578
CUSIP: 3137HNN46
Maturity Date: September 25, 2030
Issue Date: September 1, 2023
Current Rate: 4.32
Face Amount: \$5,000,000.00

FNMA REMIC FNR 2023-50 ZA MTGE

Effective: March 30, 2026
Customer Rec#: 283005027
CUSIP: 3136BQLU1
Maturity Date: April 25, 2034
Issue Date: September 1, 2023
Current Rate: 3.00
Face Amount: \$17,000,000.00

- Par Value (Market Value changes will be reflected on a separate page)
No value, all have been released