



Dianna Spieker
Tom Green County Treasurer

FY 2026 Investment Quarterly Report
Ending March 2026

THE STATE OF TEXAS ()
COUNTY OF TOM GREEN ()
AFFIDAVIT ()

According to GC 2256.023, I, Dianna M Spieker, Tom Green County Treasurer and Investment Officer, do hereby submit The Quarterly Investment Report. The Treasurer's Books and the Auditor's General Ledger agree. The Investment Statements are reconciled monthly.

All investments comply with the Public Funds Investment Act and the Tom Green County Investment Policy. The investment strategy is passive, which maintains a liquid cash flow and the safety of the investment as priorities. As your Treasurer, I keep a watchful eye to ensure that the "*return of our principal*" takes precedence over the "*return on our principal*." {GC 2256.023}


The following sections contain the summary statement of each pooled fund group that states the beginning market value and the ending market value, along with the total accrued interest. For Local Investment Pools and Certificates of Deposit, the market value and the book value approximate the same value. The Tom Green County Investment Officer has no control or authority in the decisions of said Investment Pools regarding how the investments are diversified. Wells Fargo and Texas State bank follow the directive that all certificates of deposit shall be at a federally insured depository institution, and the total amount of the principal and accrued interest is insured by the United States.

Furthermore, The Investment Pools comply with GC 2256.016 and specifically to the reporting requirements of sections(c) (1) and (2). The Certificates of Deposit comply with GC 2256.010

As a matter of internal accounting procedure, any interest earned by financial institutions post that to our accounts on the last business day of the month may not be included in the combined statement of receipts and disbursements until the following month. These amounts are disclosed in this report.

Therefore, Dianna Spieker, County Treasurer of Tom Green County, Texas, who is fully sworn, upon oath, says that the within and foregoing report is true and correct to the best of her knowledge.


I filed with accompanying vouchers this, the 5th Day of May 2026.


Dianna Spieker, Treasurer, Tom Green County / Date


Commissioners' Court, having reviewed the Investment Quarterly Report as presented, hereby approve the report and request that it be filed with the official minutes of this meeting. In addition, the below signatures affirm that the Investment Report complies with the statutes as referenced. {GC 2256.023} and the affidavit states the ending quarterly balance of investments that are in the custody of the county treasurer equals: **\$85,993,065.96**



County Judge Lane Carter



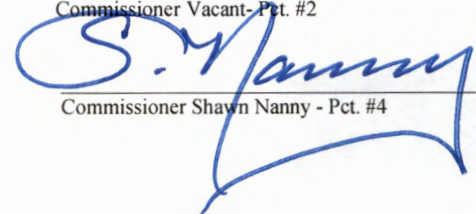
Commissioner Ralph Hoelscher - Pct. #1



Commissioner Rick Bacon - Pct. #3



Commissioner Vacant - Pct. #2



Commissioner Shawn Nanny - Pct. #4

Investment Quarterly Report

*Prepared by Dianna Spieker, Tom Green County Treasurer
And Investment Officer*

Table of Contents

Internal Management and Investment Strategy Disclosure	Page <u>1</u>
Trial Balance for Investments By Fund	Page <u>2</u>
Investment Pools - Beginning and Ending Market/Book Value; Portfolio Diversification and Interest Accrued	Page <u>3</u>
Interest Posted for Investments *Interest LGIPS Rates	Page <u>4</u>
Investments Held - Certificates of Deposit *Interest Paid Per First Financial	Page <u>6</u>
Investment Held – Securities	Page <u>None</u>

Investment Pools GC 2256.023 (b) (4)

Daily Liquidity Pools include Texas Class, Texpool, and Texpool Prime. Funds can be deposited and withdrawn daily

Certificates of Deposits (CD's) Investments GC 2256.023 (b) (5)(6)

CDs are held by Texas State Bank and/or Wells Fargo.

Funds are not immediately available – the best practice is to wait until maturity. If needed, investments can be sold to access the funds

Securities Investments GC 2256.023 (b) (5)

At this time, Tom Green County has no investments in this category.

Funds are not immediately available – the best practice is to wait until maturity. If needed, investments can be sold to access the funds

Trollinger Estate Investments is not subject to GC 2256

The Estate of Sally Hunter Trollinger Filed 12/27/2000
County Court Cause No. OOP542

County Clerk Records Volume 401 Beginning Page 621

Various oil, gas, and mineral royalty interests were bequeathed to Tom Green County to be used for the Library of Tom Green County. The only working interest is the Yates Field, which is continuing to produce positive cash flow.

These holdings will be held until such time as the Commissioners' Court deems it prudent to divest said holdings.

Internal Management Reports

Government Code Sec. 2256.023. INTERNAL MANAGEMENT REPORTS. (a) Not less than quarterly, the investment officer shall prepare and submit to the governing body of the entity a written report of investment transactions for all funds covered by this chapter for the preceding reporting period.

(b) The report must:

- (1) describe in detail the investment position of the entity on the date of the report;
- (2) be prepared jointly by all investment officers of the entity;
- (3) be signed by each investment officer of the entity;
- (4) contain a summary statement of each pooled fund group that states the:
 - (A) beginning market value for the reporting period;
 - (B) ending market value for the period; and
 - (C) fully accrued interest for the reporting period;
- (5) state the book value and market value of each separately invested asset at the end of the reporting period by the type of asset and fund type invested;
- (6) state the maturity date of each separately invested asset that has a maturity date;
- (7) state the account or fund or pooled group fund in the state agency or local government for which each individual investment was acquired; and
- (8) state the compliance of the investment portfolio of the state agency or local government as it relates to:
 - (A) the investment strategy expressed in the agency's or local government's investment policy; and
 - (B) relevant provisions of this chapter.

(c) The report shall be presented not less than quarterly to the governing body and the chief executive officer of the entity within a reasonable time after the end of the period.

(d) If an entity invests in other than money market mutual funds, investment pools, or accounts offered by its depository bank in the form of certificates of deposit, or money market accounts or similar accounts, the reports prepared by the investment officers under this section shall be formally reviewed at least annually by an independent auditor, and the result of the review shall be reported to the governing body by that auditor.

Statement of Investment Strategy

All investments are in compliance with both the Public Funds Investment Act and the Tom Green County Investment Policy. The investment strategy is passive, which maintains a liquid cash flow and safety of the investment as priorities. As your Treasurer I keep a watchful eye to ensure that the “return of our principal” takes precedent over the “return on our principal”. {GC 2256.023}

First Financial Bank

Certificates of Deposits (CD's) Investments GC 2256.023

The Excel Spreadsheet includes the CD Name, Rate, Maturity Date, Cost and Market Value for each individual CD purchased. GC 2256.023 (b) (5) (6)

All CD's are purchased utilizing Fund 0001 – General Fund. GC 2256.023 (b) (7)

ACCOUNT SUMMARY TRIAL BALANCE FOR FY26/JAN TO MAR

FUND 0001

ACCOUNT ACCOUNT NAME	BEG. BALANCE	ORG	DEBITS	CREDITS	NET CHANGE	END BALANCE
0001 11513 FFBNK CERTIFICATE OF DEPOSITS	15,193,000.00	0001	3,470,000.00	2,665,000.00	805,000.00	15,998,000.00
0001 11515 TEXAS CLASS	9,150,184.16	0001	32,669,056.90	7,503,415.04	25,165,641.86	34,315,826.02
0001 11516 TEX STAR INVESTMENTS	3,116,850.94	0001	28,817.79	.00	28,817.79	3,145,668.73
0001 11517 TEXPOOL INVESTMENTS	1,542,260.54	0001	14,270.54	.00	14,270.54	1,556,531.08
0001 11518 TEXPOOL PRIME INVESTMENTS	2,908,206.33	0001	28,044.89	.00	28,044.89	2,936,251.22
0001 11519 LOGIC INVESTMENTS	7,262,202.00	0001	69,625.72	.00	69,625.72	7,331,827.72
TOTALS FOR FUND 0001						
GENERAL FUND	39,172,703.97		36,279,815.84	10,168,415.04	26,111,400.80	65,284,104.77
0054 LOCAL PROVIDER PARTICIPATION						
0054 11515 LPPFI TEXAS CLASS	.00	0054	20,000,010.00	.00	20,000,010.00	20,000,010.00
TOTALS FOR FUND 0054						
LOCAL PROVIDER PARTICIPATION	.00		20,000,010.00	.00	20,000,010.00	20,000,010.00
0078 BAIL BOND COLLATERAL						
0078 11513 CERTIFICATE OF DEPOSITS	400,000.00	0078	.00	50,000.00	-50,000.00	350,000.00
0078 11515 CLEAR TEXAS CLASS	327,334.95	0078	3,144.17	.00	3,144.17	330,479.12
0078 11515 QUICK TEXAS CLASS	28,201.20	0078	270.87	.00	270.87	28,472.07
TOTALS FOR FUND 0078						
BAIL BOND COLLATERAL	755,536.15		3,415.04	50,000.00	-46,584.96	708,951.19
REPORT TOTALS	39,928,240.12		56,283,240.88	10,218,415.04	46,064,825.84	85,993,065.96
** END OF REPORT - Generated by JENNIFER ENGLERT **						

Tom Green County Investment Report

Fiscal Year Sep-25 Oct-25 Nov-25 Dec-25 Jan-26 Feb-26 Mar-26 Apr-26 May-26 Jun-26 Jul-26 Aug-26 Sep-26
Beginning and Ending Market Value/Book Value - TGC

Texas Class	\$ 17,535,079.70	\$ 9,079,500.07	\$ 4,150,184.16	\$ 9,172,222.32	\$ 16,225,675.21	\$ 38,815,826.02	\$ 34,435,698.37							
Texpool	\$ 1,531,832.61	\$ 1,537,221.13	\$ 1,542,260.54	\$ 1,547,273.46	\$ 1,552,148.66	\$ 1,556,561.08	\$ 1,561,385.94							
Texpool Prime	\$ 2,887,997.75	\$ 2,898,418.79	\$ 2,908,206.33	\$ 2,918,080.62	\$ 2,927,669.91	\$ 2,936,251.22	\$ 2,945,714.40							
Tex Star	\$ 3,095,863.62	\$ 3,106,687.99	\$ 3,116,850.94	\$ 3,126,975.45	\$ 3,136,821.55	\$ 3,145,668.73	\$ 3,155,422.91							
Logic	\$ 7,211,893.04	\$ 7,237,874.53	\$ 7,262,202.00	\$ 7,286,575.01	\$ 7,310,477.26	\$ 7,331,827.72	\$ 7,355,410.52							

Portfolio Diversification Texas Class

Collateralized Bank Deposits	0.43%	0.33%	0.26%	0.30%	0.46%	0.28%	0.34%							
Commercial Paper	81.80%	80.34%	78.56%	77.56%	78.30%	78.22%	79.46%							
Money Market Funds	4.62%	6.07%	6.58%	6.42%	4.35%	4.13%	2.50%							
Repurchase Agreements	13.16%	13.26%	14.61%	15.72%	16.89%	17.37%	17.70%							
U.S Government Agencies	0.00%	0.00%	0.00%	0.00%	0.00%	0.00%	0.00%							
FDIC Insured Deposits	0.00%	0.00%	0.00%	0.00%	0.00%	0.00%	0.00%							
Total Percentage of Portfolio	100.01%	100.00%	100.01%	100.00%	100.00%	100.00%	100.00%	0.00%	0.00%	0.00%	0.00%	0.00%	0.00%	0.00%

Portfolio Diversification TexPool

Agencies	21.50%	19.80%	19.20%	23.90%	26.70%	24.70%	24.10%							
Repurchase Agreements	39.10%	43.80%	45.40%	48.10%	47.10%	47.80%	47.30%							
Treasuries	36.30%	33.30%	32.30%	25.10%	23.60%	25.00%	26.00%							
Money Market Funds	3.00%	3.00%	3.00%	2.80%	2.50%	2.50%	2.60%							
	99.90%	99.90%	99.90%	99.90%	99.90%	100.00%	100.00%	0.00%	0.00%	0.00%	0.00%	0.00%	0.00%	0.00%

Portfolio Diversification TexPool PRIME

Commercial Paper	54.70%	47.90%	49.90%	56.40%	52.10%	55.00%	54.60%							
Repurchase Agreements	29.60%	36.90%	34.00%	29.20%	34.30%	30.40%	30.10%							
Variable Rate Notes	15.80%	15.20%	16.10%	14.40%	13.60%	14.60%	15.30%							
Money Market Funds	0.00%	0.00%	0.00%	0.00%	0.00%	0.00%	0.00%							
Other	0.00%	0.00%	0.00%	0.00%	0.00%	0.00%	0.00%							
Government	0.00%	0.00%	0.00%	0.00%	0.00%	0.00%	0.00%							
	100.10%	100.00%	100.00%	100.00%	100.00%	100.00%	100.00%	0.00%	0.00%	0.00%	0.00%	0.00%	0.00%	0.00%

Portfolio Diversification TexStar

Agencies	18.58%	17.97%	19.47%	22.71%	19.99%	19.78%	20.92%							
Repurchase Agreements	36.31%	41.64%	34.85%	34.72%	46.22%	45.14%	40.30%							
Treasuries	45.11%	40.39%	45.68%	42.57%	33.79%	35.08%	38.78%							
Money Market Funds	0.00%	0.00%	0.00%	0.00%	0.00%	0.00%	0.00%							
	100.00%	100.00%	100.00%	100.00%	100.00%	100.00%	100.00%	0.00%	0.00%	0.00%	0.00%	0.00%	0.00%	0.00%

Portfolio Diversification Logic

Commercial Paper	72.86%	75.43%	69.13%	83.60%	78.17%	78.20%	87.16%							
Repurchase Agreements	26.45%	24.57%	28.91%	15.39%	19.39%	14.65%	7.81%							
Variable Rate Notes	0.69%	0.00%	1.96%	1.01%	2.44%	0.00%	0.00%							
Money Market Funds	0.00%	0.00%	0.00%	0.00%	0.00%	0.00%	0.00%							
Treasuries	0.00%	0.00%	0.00%	0.00%	0.00%	7.15%	5.03%							
	100.00%	100.00%	100.00%	100.00%	100.00%	100.00%	100.00%	0.00%	0.00%	0.00%	0.00%	0.00%	0.00%	0.00%

First Financial -CD's

	FF													
Interest Earned	15,550.29	77,484.40	56,066.06	97,775.85	38,265.91	71,154.38	41,822.92							
Net Earnings	15,550.29	77,484.40	56,066.06	97,775.85	38,265.91	71,154.38	41,822.92	0.00	0.00	0.00	0.00	0.00	0.00	0.00

First Financial -CD's

	FF													
Market Value	15,657,000.00	17,556,000.00	16,658,000.00	15,193,000.00	1,545,200.00	15,250,000.00	15,998,000.00							
Book Value	15,657,000.00	17,556,000.00	16,658,000.00	15,193,000.00	1,545,200.00	15,250,000.00	15,998,000.00	0.00	0.00	0.00	0.00	0.00	0.00	0.00

3

04/29/2026
11:02:52

TOM GREEN COUNTY
FY26 INTEREST POSTED FOR JAN TO MAR

PAGE 1
glf1xrpt

FROM 2026 04 TO 2026 06

	ORIGINAL APPROP	TRANFRS/ ADJSTMTS	REVISED BUDGET	ACTUALS	ENCUMBRANCES	AVAILABLE BUDGET	PCT USED
43701 DEPOSITORY INTEREST	509,140	0	509,140	245,223.88	.00	263,916.12	48.2%
TOTAL REVENUES	509,140	0	509,140	245,223.88	.00	263,916.12	
43703 CERTIFICATE OF DEPOSIT INTERES	525,000	0	525,000	151,267.09	.00	373,732.91	28.8%
TOTAL REVENUES	525,000	0	525,000	151,267.09	.00	373,732.91	
43705 TEXAS CLASS INTEREST	950,000	0	950,000	165,641.86	.00	784,358.14	17.4%
TOTAL REVENUES	950,000	0	950,000	165,641.86	.00	784,358.14	
43707 TEXPOOL INTEREST	50,000	0	50,000	14,270.54	.00	35,729.46	28.5%
TOTAL REVENUES	50,000	0	50,000	14,270.54	.00	35,729.46	
43708 TEXPOOL PRIME INTEREST	75,000	0	75,000	28,044.89	.00	46,955.11	37.4%
TOTAL REVENUES	75,000	0	75,000	28,044.89	.00	46,955.11	
43712 MINERAL INTEREST	750	0	750	241.31	.00	508.69	32.2%
TOTAL REVENUES	750	0	750	241.31	.00	508.69	
43716 TEXSTAR INTEREST	100,000	0	100,000	28,817.79	.00	71,182.21	28.8%
TOTAL REVENUES	100,000	0	100,000	28,817.79	.00	71,182.21	
43719 LOGIC INTEREST	150,000	0	150,000	69,625.72	.00	80,374.28	46.4%
TOTAL REVENUES	150,000	0	150,000	69,625.72	.00	80,374.28	
GRAND TOTAL	2,359,890	0	2,359,890	703,133.08	.00	1,656,756.92	29.8%



First Financial

Texas Class

Texpool

Texpool Prime

TexStar

Logic

Fiscal	Interest Rate **	Interest Rate Average Yield	Interest Rate Average Monthly Rate	Interest Rate Average Monthly Rate	Interest Rate Average Monthly Rate	Interest Rate Average Monthly Rate
Sep-25	3.4278%	4.3496%	4.2520%	4.3584%	4.2135%	4.3317%
Oct-25	3.3235%	4.2753%	4.1418%	4.2486%	4.1164%	4.2418%
Nov-25	3.2923%	4.1068%	3.9885%	4.1085%	3.9802%	4.0905%
Dec-25	3.1518%	3.9690%	3.8270%	3.9977%	3.8246%	3.9519%
Jan-26	3.1047%	3.8545%	3.7098%	3.8692%	3.7074%	3.8625%
Feb-26	3.1291%	3.8020%	3.6806%	3.8209%	3.6770%	3.8077%
Mar-26	3.1444%	3.7762%	3.6724%	3.7947%	3.6513%	3.7875%
Apr-26	0.0000%	0.0000%	0.0000%	0.0000%	0.0000%	0.0000%
May-26	0.0000%	0.0000%	0.0000%	0.0000%	0.0000%	0.0000%
Jun-26	0.0000%	0.0000%	0.0000%	0.0000%	0.0000%	0.0000%
Jul-26	0.0000%	0.0000%	0.0000%	0.0000%	0.0000%	0.0000%
Aug-26	0.0000%	0.0000%	0.0000%	0.0000%	0.0000%	0.0000%
Sep-26	0.0000%	0.0000%	0.0000%	0.0000%	0.0000%	0.0000%

Average Yield

Average Monthly Rate

Average Monthly Rate

Average Monthly Rate

Average Monthly Rate

Disclaimer

**** First Financial Interest post monthly on or after 15th**

Depending on when the report is submitted to court, it may be not be included

Broker	FUND	Maturity Date	Callable	FDIC Cert	Holding bank (0001-11513-FFBNK)	\$	15,998,000.00	CUSIP	Settlement date	Yield	MM/YY	Fiscal
Hilltop	1-General	11/30/26	03/01/25	34294	CFG BANK/MD	\$	244,000.00	12527CH28	11/29/24	4.4500	Nov-26	2027
Hilltop	1-General	04/30/26		32541	FLAGSTAR BANK NA	\$	247,000.00	33847GMC3	01/30/25	4.2000	Apr-26	2026
Hilltop	1-General	04/30/26		57874	PARAGON BANK MEMPHIS TN	\$	247,000.00	699125MM9	01/30/25	4.1500	Apr-26	2026
Hilltop	1-General	05/26/26		11608	BLC COMMUNITY BANK	\$	249,000.00	05549CJP6	02/26/25	4.2500	May-26	2026
Hilltop	1-General	09/11/26		3511	WELLS FARGO BANK NA	\$	249,000.00	949764QP2	03/11/25	4.2500	Sep-26	2026
Hilltop	1-General	04/01/27		33124	GOLDMAN SACHS BANK USA	\$	245,000.00	38150VU49	04/01/25	4.0000	Apr-27	2027
Hilltop	1-General	10/02/26		32992	MORGAN STANLEY BANK	\$	244,000.00	61690DZ50	04/02/25	4.1000	Oct-26	2027
Hilltop	1-General	04/02/27		27471	AMERICAN EXPRESS NATIONAL BANK	\$	245,000.00	02589AGY2	04/02/25	4.0500	Apr-27	2027
Hilltop	1-General	04/02/27		609	TOMKINS COMMUNITY BANK	\$	245,000.00	88990AAL8	04/02/25	4.0000	Apr-27	2027
Hilltop	1-General	04/05/27		3510	BANK OF AMERICA NA	\$	245,000.00	06051XSU7	04/03/25	4.0000	Apr-27	2027
Hilltop	1-General	04/05/27		35141	BMW BANK	\$	245,000.00	05612LDZ2	04/04/25	4.0000	Apr-27	2027
Hilltop	1-General	04/07/27		31469	ORIENTAL BANK	\$	245,000.00	68621KDH1	04/07/25	4.0000	Apr-27	2027
Hilltop	1-General	04/28/27	10/28/25	34221	MORGAN STANLEY PVT BANK	\$	245,000.00	61768UUD7	04/28/25	3.9000	Apr-27	2027
Hilltop	1-General	04/30/27		13582	POPULAR BANK	\$	247,000.00	73317ADH2	04/30/25	3.9500	Apr-27	2027
Hilltop	1-General	05/12/27		10160	VERSABANK USA NATL ASSN HOLDING	\$	245,000.00	92512KAF0	05/12/25	3.9500	May-27	2027
Hilltop	1-General	05/14/27	11/14/25	7213	CITIBANK NA	\$	245,000.00	17290GD61	05/14/25	4.0000	May-27	2027
Hilltop	1-General	05/14/27		14207	LINCOLN SVGS BK CEDAR FALLS LA	\$	245,000.00	534732CX8	05/14/25	3.9500	May-27	2027
Hilltop	1-General	05/17/27		27560	NORTH ALABAMA BANK HAZEL	\$	245,000.00	656653BN1	05/15/25	3.9500	May-27	2027
Hilltop	1-General	05/20/27		6085	FIRST PREMIER BANK	\$	245,000.00	33610RWM1	05/20/25	3.9500	May-27	2027
Hilltop	1-General	02/26/27		9396	VALLEY NATL BK WAYNE	\$	244,000.00	919853QP9	05/30/25	4.1000	Feb-27	2027
Hilltop	1-General	06/07/27		253	LUANA SAVINGS BANK LUANA LA	\$	245,000.00	549104J73	06/05/25	4.0000	Jun-27	2027
Hilltop	1-General	06/21/27		7946	BNY MELLON NA INSTL CTFDEP	\$	245,000.00	05584CY26	06/18/25	4.0000	Jun-27	2027
Hilltop	1-General	06/21/27		34890	NEW PEOPLE BK INC HONAKER VA	\$	245,000.00	648015AD7	06/20/25	4.0000	Jun-27	2027
Hilltop	1-General	06/25/27		32360	EASTERN SVGS FSB HUNT VY MD	\$	245,000.00	27689NGD6	06/26/25	4.0000	Jun-27	2027
Hilltop	1-General	06/28/27	12/27/25	26451	FIDELITY CO-OPERATIVE BK	\$	244,000.00	316077GH3	06/27/25	4.3000	Jun-27	2027
Hilltop	1-General	06/28/27		9797	M1 BANK	\$	245,000.00	55316CDP8	06/27/25	4.0500	Jun-27	2027
Hilltop	1-General	06/30/27		15423	AMERICAN BANK OF FREEDOM	\$	245,000.00	024334AR5	06/30/25	4.0500	Jun-27	2027
Hilltop	1-General	01/11/27		33503	UNITY BANK	\$	245,000.00	91330AHW0	07/10/25	4.0000	Jan-27	2027
Hilltop	1-General	08/18/28		14692	PEOPLES BANK CLIVE IOWA	\$	245,000.00	710253BG9	08/18/25	3.7500	Aug-28	2028
Hilltop	1-General	08/21/28		57408	OPTUM BANK DRAPER UTAH	\$	245,000.00	68405VEE5	08/20/25	3.8500	Aug-28	2028
Hilltop	1-General	08/27/27		34535	TCM BANK NATL ASSOCA TAMPA FL	\$	245,000.00	872308HR5	08/28/25	3.8000	Aug-27	2027
Hilltop	1-General	09/03/27		21265	BRADESCO BANK	\$	245,000.00	10421ABU0	09/05/25	3.7000	Sep-27	2027
Hilltop	1-General	03/19/27		58481	FIRST BANK HAMILTON NJ	\$	245,000.00	319137DM4	09/19/25	3.7000	Mar-25	2027
Hilltop	1-General	09/29/27		34759	ASIAN BK PHILADELPHIA PA	\$	245,000.00	04518XAN4	09/29/25	3.5000	Sep-27	2027
Hilltop	1-General	09/29/27		28905	FIRST FINANCIAL BANK	\$	245,000.00	3201MMV8	09/29/25	3.4000	Sep-27	2027
Hilltop	1-General	09/30/27		26395	MUTUALONE BANK	\$	245,000.00	62847HFF1	09/30/25	3.6500	Sep-27	2027
Hilltop	1-General	10/02/28		35276	FREEDOM BANK OF MISSOURI	\$	245,000.00	35634CAE3	10/02/25	3.6000	Oct-28	2029
Hilltop	1-General	10/15/27		26333	GENESEE BANK	\$	245,000.00	37173RBH5	10/15/25	3.5000	Sep-27	2027
Hilltop	1-General	04/15/27		28533	FIRST BANK OF RICHMOND	\$	245,000.00	319267NQ9	10/16/25	3.6000	Apr-27	2027
Hilltop	1-General	04/16/27		57803	ALLY BANK	\$	245,000.00	02007G6A6	10/16/25	3.6000	Apr-27	2027
Hilltop	1-General	10/18/27		1867	FARMERS ST BK WESTMORELAND	\$	245,000.00	31033AAU7	10/20/25	3.5500	Oct-27	2028
Hilltop	1-General	07/23/27		235	SECURITY ST BK SUTHERLAND IA	\$	249,000.00	814898BK9	10/24/25	3.4500	Jul-27	2027
Hilltop	1-General	10/25/27		17438	FIRST NALR NK AMER EAST LANS	\$	249,000.00	32110YV36	10/24/25	3.5000	Oct-27	2028
Hilltop	1-General	10/25/27		8101	PRIMEBANK LE MARS IOWA	\$	249,000.00	74163LBM2	10/24/25	3.5000	Oct-27	2028
Hilltop	1-General	01/24/28		57511	COMMUNITY FIRST BK IND KOKOMO	\$	249,000.00	20368TEM8	10/24/25	3.5500	Jan-28	2028
Hilltop	1-General	10/28/27		90250	INSTITUTION FOR SVGS IN NEWBUR	\$	249,000.00	45780PDJ1	10/28/25	3.6000	Oct-27	2028
Hilltop	1-General	10/29/27		32974	GULF COAST BK & RE NEW ORLEANS	\$	245,000.00	402194GM0	10/29/25	3.5000	Oct-27	2028
Hilltop	1-General	04/28/28		22180	UNITED BANKERS BK BLOOMINGTON	\$	249,000.00	909557L21	10/31/25	3.5000	Apr-38	2028
Hilltop	1-General	12/22/28		1673	FIRST FINL BK USA DAKOTA DU S	\$	249,000.00	32022RB55	12/23/25	3.6000	Dec-28	2029
Hilltop	1-General	12/29/28	06/29/26	628	JPMORGAN CHASE BK NA	\$	240,000.00	46659CRU6	12/29/25	3.8500	Dec-28	2029
Hilltop	1-General	12/31/27	06/30/26	58113	FLAGSHIP BK CLEARWATER FL	\$	245,000.00	33841LAF4	12/31/25	3.8000	Dec-27	2028
Hilltop	1-General	07/09/27		14028	FIRST GTY BK HAMMOND LA	\$	249,000.00	320437BM7	01/09/26	3.7000	Jul-27	2027
Hilltop	1-General	01/21/28	01/21/27	22354	COMMERCIAL BK HARROGATE TENN	\$	249,000.00	20143PEZ9	01/21/26	3.6000	Jan-28	2028
Hilltop	1-General	01/24/28		17281	CITY NATL BK LOSA ANGELES CALIF	\$	245,000.00	178180HD0	01/23/26	3.6500	Jan-28	2028
Hilltop	1-General	01/24/28	01/23/27	10639	FLATWATER BK GOTHENBURG NEB	\$	249,000.00	33885WBF6	01/23/26	3.6000	Jan-28	2028
Hilltop	1-General	02/18/28		57565	UBS BANK USA	\$	249,000.00	90355GJ31	02/18/26	3.8000	Feb-28	2028
Hilltop	1-General	02/24/28		57686	American Comm Bk Na Bremen Ga	\$	249,000.00	02519TBQ8	02/24/26	3.6000	Feb-28	2028
Hilltop	1-General	02/24/28		57742	Mainstreet Bk Fairfax Va	\$	249,000.00	56065GC29	02/24/26	3.6000	Feb-28	2028

6

Hilltop	1-General	02/28/28		34444 CUSTOMERS BANK	\$	245,000.00	23204HRM2	02/26/26	3.7000	Feb-28	2028
Hilltop	1-General	08/27/27		30387 Firstbank Puerto Rico Santurce Instl Ctf Dep Program	\$	245,000.00	33767GLS5	02/27/26	3.6500	Aug-27	2027
Hilltop	1-General	08/25/28		5817 Hardin Cnty Svgs Bk Eldora Ia	\$	249,000.00	412022EL5	02/27/26	3.5000	Aug-28	2028
Hilltop	1-General	09/05/28		16330 Battle Creek State Bank	\$	249,000.00	07148MAH2	03/03/26	3.6000	Sep-28	2028
Hilltop	1-General	03/06/28		1617 Bank of Missouri	\$	245,000.00	06424QDV6	03/06/26	3.7000	Mar-28	2028
Hilltop	1-General	09/30/27		1299 Evolve Bank & Trust	\$	249,000.00	300498CA8	03/10/26	3.7000	Mar-29	2029
Hilltop	1-General	03/20/29	03/20/27	14222 SECURITY FIIN	\$	249,000.00	81424TBP8	03/20/26	3.7500	Mar-29	2029

Broker	FUND	Maturity Date	FDIC Cert	Holding bank	\$	2,665,000.00	CUSIP	Settlement date	
Matured									
Hilltop	1-General	01/30/26	34803	RESOURCE BANK/LA	\$	249,000.00	76119KAX1	01/30/25	
Hilltop	1-General	01/30/26	57512	WESTERN ALLIANCE BANK	\$	240,000.00	95763PWH0	01/30/25	
Hilltop	1-General	12/24/25	9087	FIRST SOURCE BK SOUTH BEND IND	\$	244,000.00	33646CRY2	06/24/25	Called Early 012726
Hilltop	1-General	02/05/26	15953	GUARANTY B&T CO BELZONI	\$	239,000.00	40102PAT4	02/05/25	
Hilltop	1-General	02/05/26	6560	HUNTINGTON NATIONAL BANK	\$	239,000.00	446438SL8	02/05/25	
Hilltop	1-General	02/06/26	18569	PEOPLES STATE BANK WISC	\$	249,000.00	712515KX2	02/07/25	
Hilltop	1-General	02/19/26	26876	SAFRA NATIONAL BANK	\$	239,000.00	78658RQM6	02/20/25	
Hilltop	1-General	02/27/26	58864	COASTAL CAROLINA NATI BK	\$	239,000.00	190436AE5	02/27/25	
Hilltop	1-General	02/27/26	18266	NORTHERN BANK & TRUST MA	\$	239,000.00	66476QFA1	02/27/25	
Hilltop	1-General	05/24/27	18258	THOMASTON SAVINGS	\$	244,000.00	88457PAX5	05/22/25	Called Early 022326
Hilltop	1-General	06/16/27	873	SYNOVUS BANK	\$	244,000.00	87164DXV7	06/16/25	Called Early 031626

First Financial Bank N.A.
Payments Due Report - By Customer
 From: Mar 01,2026 To: Mar 31,2026

Customer #	Receipt #	Account No	Face Security Description	Paydown Payment	Interest	Interest	Amount	Total
Bank ID	Customer Name		Current Par		Maturity Payment	Payment	Payment	Withheld	Amount
Location	Pay Type	Pmnt Sched	Payment Date	DTD Date	Rate Pool	Interest on	Discount		
Customer	HF-00999								
HF-00999	24923	63110190228	\$249,000.00	33885WBF6 CD	\$0.00	\$697.20	\$0.00		\$697.20
	Tom Green Co		\$249,000.00	FLATWATER BNK	\$0.00				
	Monthly	03/23/2026	01/23/2026	3.650000 %	01/24/2028	\$0.00			
HF-00999	24939	63110190228	\$249,000.00	412022EL5 CD	\$0.00	\$668.55	\$0.00		\$668.55
	Tom Green Co		\$249,000.00	HARDIN CITY SAV BANK	\$0.00				
	Monthly	03/27/2026	02/27/2026	3.500000 %	08/25/2028	\$0.00			
HF-00999	24389	63110190228	\$245,000.00	872308HR5 CD	\$0.00	\$4,693.26	\$0.00		\$4,693.26
	Tom Green Co		\$245,000.00	TCM BANK NA	\$0.00				
	Semi-Annually	03/02/2026	08/28/2025	3.800000 %	08/27/2027	\$0.00			
HF-00999	24684	63110190228	\$249,000.00	949764QP2 CD	\$0.00	\$811.81	\$0.00		\$811.81
	Tom Green Co		\$249,000.00	WELLS FARGO BANK	\$0.00				
	DDA Monthly	03/11/2026	03/11/2025	4.250000 %	09/11/2026	\$0.00			
HF-00999	24841	63110190228	\$245,000.00	10421ABU0 CD	\$0.00	\$4,495.25	\$0.00		\$4,495.25
	Tom Green Co		\$245,000.00	BRADESCO BANK	\$0.00				
	Semi-Annually	03/05/2026	09/05/2025	3.700000 %	09/03/2027	\$0.00			
HF-00999	24909	63110190228	\$249,000.00	320437BM7 CD	\$0.00	\$706.75	\$0.00		\$706.75
	Tom Green Co		\$249,000.00	FIRST GTY BK	\$0.00				
	Monthly	03/09/2026	01/09/2026	3.700000 %	07/09/2027	\$0.00			
HF-00999	24869	63110190228	\$249,000.00	909557LZ1 CD	\$0.00	\$668.55	\$0.00		\$668.55
	Tom Green Co		\$249,000.00	UNITED BANKERS BK CD	\$0.00				
	Monthly	03/02/2026	10/31/2025	3.500000 %	04/28/2028	\$0.00			
HF-00999	24867	63110190228	\$249,000.00	45780PDJ1 CD	\$0.00	\$761.33	\$0.00		\$761.33
	Tom Green Co		\$249,000.00	Inst Sav Newburyport Vic	\$0.00				



9

First Financial Bank N.A.
Payments Due Report - By Customer
 From: Mar 01,2026 To: Mar 31,2026

Customer #	Receipt #	Account No	Face	... Security Description ...		Paydown Payment	Interest Payment	Interest Payment	Amount	Total
Bank ID	Customer Name		Current Par			Maturity Payment	Interest on	Fee	Withheld	Amount
Location	Pay Type	Pmnt Sched	Payment Date	DTD Date	Rate Pool	Call Payment	Discount			
Customer	HF-00999									
	Monthly	03/02/2026	10/28/2025	3.600000 %	10/28/2027	\$0.00				
HF-00999	24728	63110190228	\$244,000.00	87164DXV7	CD	\$0.00	\$2,617.15	\$0.00		\$246,617.15
	Tom Green Co		\$244,000.00	SYNOVUS BANK GA		\$244,000.00				
	Semi-Annually	03/16/2026	06/16/2025	4.350000 %	03/16/2026	\$0.00				
HF-00999	24929	63110190228	\$249,000.00	90355GJ31	CD	\$0.00	\$725.85	\$0.00		\$725.85
	Tom Green Co		\$249,000.00	UBS BANK USA		\$0.00				
	Monthly	03/18/2026	02/18/2026	3.800000 %	02/18/2028	\$0.00				
HF-00999	24844	63110190228	\$245,000.00	319137DM4	CD	\$0.00	\$4,495.25	\$0.00		\$4,495.25
	Tom Green Co		\$245,000.00	FIRST BANK/HAMILTON NJ		\$0.00				
	Semi-Annually	03/19/2026	09/19/2025	3.700000 %	03/19/2027	\$0.00				
HF-00999	24932	63110190228	\$249,000.00	02519TBQ8	CD	\$0.00	\$687.65	\$0.00		\$687.65
	Tom Green Co		\$249,000.00	AMERICAN COMMERCE BANK		\$0.00				
	Monthly	03/24/2026	02/24/2026	3.600000 %	02/24/2028	\$0.00				
HF-00999	24931	63110190228	\$249,000.00	56065GCZ9	CD	\$0.00	\$687.65	\$0.00		\$687.65
	Tom Green Co		\$249,000.00	MAINSTREET BANK		\$0.00				
	Monthly	03/24/2026	02/24/2026	3.600000 %	02/24/2028	\$0.00				
HF-00999	24864	63110190228	\$249,000.00	74163LBM2	CD	\$0.00	\$668.55	\$0.00		\$668.55
	Tom Green Co		\$249,000.00	PRIMEBANK		\$0.00				
	Monthly	03/24/2026	10/24/2025	3.500000 %	10/25/2027	\$0.00				
HF-00999	24865	63110190228	\$249,000.00	814898BX9	CD	\$0.00	\$659.00	\$0.00		\$659.00
	Tom Green Co		\$249,000.00	SECURITY STATE BANK IA		\$0.00				
	Monthly	03/24/2026	10/24/2025	3.450000 %	07/23/2027	\$0.00				
HF-00999	24866	63110190228	\$249,000.00	32110YV36	CD	\$0.00	\$668.55	\$0.00		\$668.55

03/31/2026 11:16 - (Jake Kruse)



10

First Financial Bank N.A.
Payments Due Report - By Customer
 From: Mar 01,2026 To: Mar 31,2026

Customer #	Receipt #	Account No	Face Security Description		Paydown Payment	Interest	Interest	Amount	Total
Bank ID	Customer Name		Current Par			Maturity Payment	Payment	Payment	Withheld	Amount
Location	Pay Type	Pmnt Sched	Payment Date	DTD Date	Rate Pool	Call Payment	Interest on Discount			
Customer	HF-00999									
	Tom Green Co		\$249,000.00	FIRST NATL BK OF AMERICA		\$0.00				
	Monthly	03/24/2026	10/24/2025	3.500000 %	10/25/2027	\$0.00				
HF-00999	24667	63110190228	\$249,000.00	05549CJP6 CD		\$0.00	\$811.81	\$0.00		\$811.81
	Tom Green Co		\$249,000.00	BLC COMMUNITY BANK		\$0.00				
DDA	Monthly	03/26/2026	02/26/2025	4.250000 %	05/26/2026	\$0.00				
Customer	HF-00999			Total Calls	Total Paydowns	Total Maturity	Total Interest	Total Interest Fee		Total Payments
				\$0.00	\$0.00	\$244,000.00	\$41,822.92	\$0.00		\$285,822.92



11